TOHATSU PORTABLE FIRE PUMPS

PARTS CATALOG

VC42~72 シリーズ

DOMESTIC MODEL

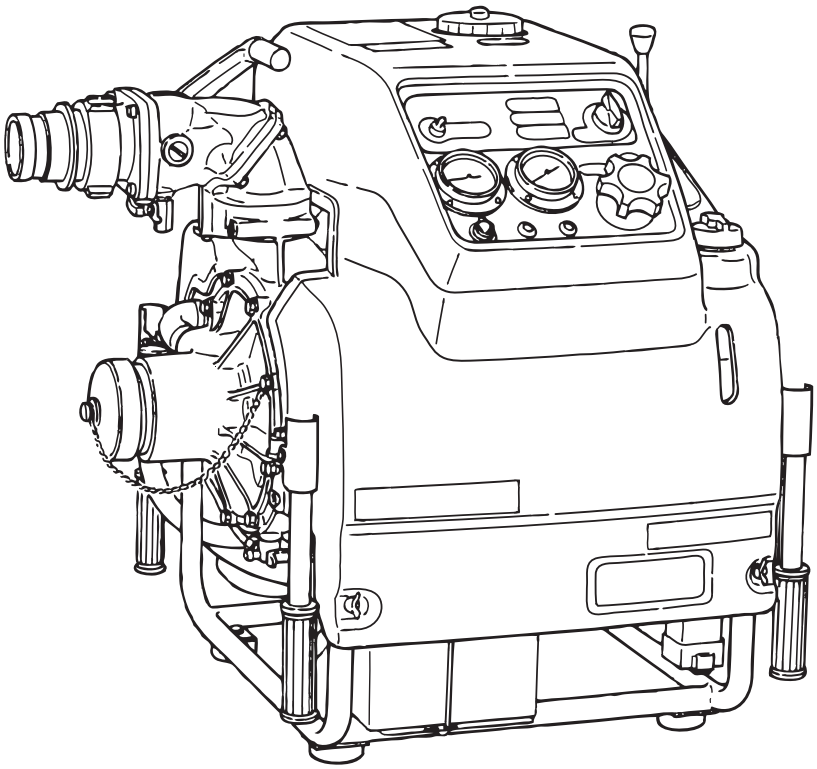

トーハツ株式会社

TOHATSU CORPORATION

Address: 5-4, 3-chome, Azusawa, Itabashi-ku, TOKYO, 174-0051 JAPAN
Phone: TOKYO (03) 3966-3115
Fax: TOKYO (03) 3966-2951

Serial Number 0957AA～
002-22023A2
2011-9

パーツカタログのご使用について

1. このパーツカタログは、2011 年 4 月現在で編集してあります。

2. このパーツリストは、トーハツ消防ポンプ及び全自動ポンプの構成部品を収録してあります。

3. 部品のご注文について
   部品のご注文の際は必ず部品番号、部品名称、注文数、機種名を明確にしてください。

4. 部品価格は別冊（パーツプライスリスト）を参照願います。
   （価格は予告なく変更される場合があります。）

5. 予告なく部品の新設、廃止、または変更が生じる場合がございます。

6. イラストは「国内、海外、G タイプ」と共用しておりますので見出し番号の飛び番、欠番がございます。

7. 本文中に記載されている記号は次の様になってます。

STD	：スタンダード	S	：セルスタータタイプ
OPT	：オプション	ASSY	：アッセンブリ
DO	：国内	EX	：海外
A	：必要に応じて選択		

8. 同一イラストでモデルによって異なるパーツがありますので枝番と適用モデルを確認してからご注文をお願いします。

適応モデル

Ref.No. 見出番号		Part No. 部品番号	Description 部品名	Q'ty 個数	Applicable Model/適応モデル																			Remarks 備考
					VC42A	VC52B	VC62B	VC72B	VC42AS	VC52BS	VC62BS	VC72BS	VC62PRO	VC72PRO	VC82PRO	VC72PRO II	VC82PRO II	VC62AM	VC72AM	VC82AS-R	VC72AS-R	VC82AM-R	VC82AM-N	VC72AM-R	
1-1		1E0-01001-0	CYLINDER HEAD ASSY ｼﾘﾝﾀﾞｰﾍｯﾄﾞｱｯｼ	1	•	•	•	•	•	•	•	•	•	•	•	•	•	•	•	•	•	•	•	•	
1-2		1E0-01005-1	CYLINDER HEAD GASKET ｼﾘﾝﾀﾞｰﾍｯﾄﾞｶﾞｽｹｯﾄ	10	•	•	•	•	•	•	•	•	•	•	•	•	•	•	•	•	•	•	•	•	•	
1-3		[illegible]48-01012-1	CYLINDER HEAD BOLT 8-50 ｼﾘﾝﾀﾞｰﾍｯﾄﾞﾎﾞﾙﾄ 8-50	10	•	•	•	•	•	•	•	•	•	•	•	•	•	•	•	•	•	•	•	•	•	
1-4	1	[illegible]5-01015-0	WASHER 8.5-19.5-3.2 ﾜｯｼｬ 8.5-19.5-3.2	10	•	•	•	•	•	•	•	•	•	•				•	•	•	•	•	•	•	•	except PRO/PRO II
1-4	2	[illegible]5-01015-0	WASHER 8.5-19.5-3.2 ﾜｯｼｬ 8.5-19.5-3.2	8									•	•	•	•										for PRO/PRO II
1-5		9701-1-1014	SPARK PLUG (BPR7HS10) ｽﾊﾟｰｸﾌﾟﾗｸﾞ (BPR7HS-10)	2	•	•	•	•	•	•	•	•	•	•	•	•	•	•	•	•	•	•	•	•	•	NGK

仕様違い
イラスト位置 No.
Fig. No.

9. アッセンブリまたはキットでの販売部品は、その構成する部品の頭に（＊）印を付けて表しています。

10. ボルト・ナット・ワッシャのサイズ記号に付いて

ボルト　９１０１２１－５８３５
- 首下長さ
- 径
- 座付き　（０）：座なし

ナット・ワッシャ　９３０１２４－０８００
- 径

11. ホース / パイプは長巻（備考を参照）に代替されます。

ホース　９８ＡＧ－９５－３００
- 長さ
- 径

パイプ　９９１００７－０３００
- 長さ
- 径

HOW TO USE THIS PARTS CATALOG

1. This Parts Catalog provides information as of the end April, 2011.

2. This parts list contains component parts of Tohatsu Fire-Fighting Pump models.

3. Attention to order;
   Make sure to specify the part number, the parts name, quantity for every parts as well as the model to which the part is applied referring to the parts list.

4. For prices of parts, please refer to the Parts Price List issued separately.
   (Price in the list are subject to change without notice.)

5. Any part of this product may be subject to new addition, abolition, or change without prior notice.

6. Since the illustrations are used in common for “domestic, overseas and G types”, some reference numbers are not consecutive or missing.

7. Marks in this Parts Catalog Show.

STD	: Standard	S	: Stater Moter Model
OPT	: Optional Parts	ASSY	: Assembly
DO	: Domestic Model	EX	: Export Model
A	: As required		

8. One illustration is given more than one article number. Please confirm the sub-number and applicable model before ordering parts.

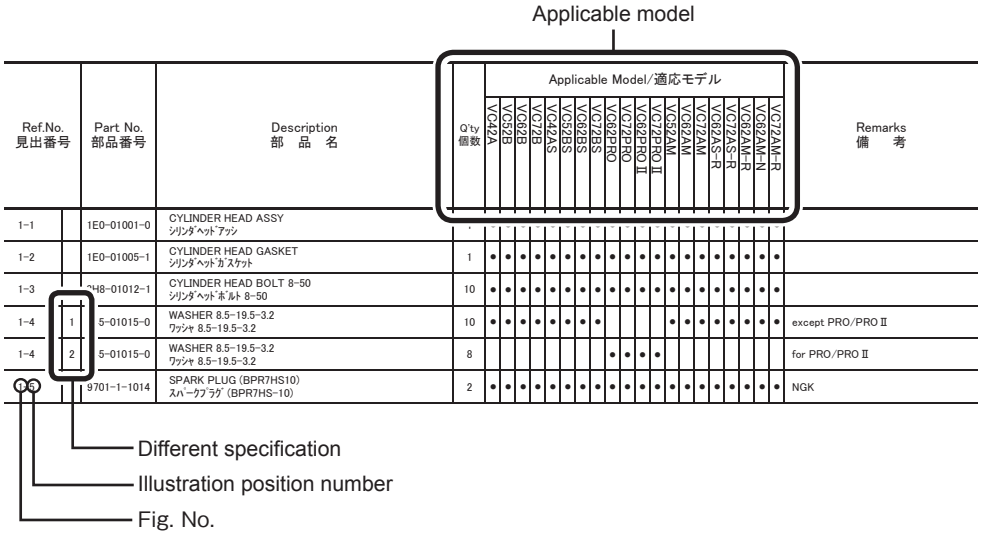

Ref.No. 見出番号		Part No. 部品番号	Description 部品名	Q'ty 個数	VC42A	VC52B	VC62B	VC72B	VC42AS	VC52BS	VC62BS	VC72BS	VC62PRO	VC72PRO	VC62PRO II	VC72PRO II	VC52AM	VC62AM	VC72AM	VC62AS-R	VC72AS-R	VC62AM-R	VC62AM-N	VC72AM-R	Remarks 備考
1-1		1E0-01001-0	CYLINDER HEAD ASSY シリンダヘッドアッシ																						
1-2		1E0-01005-1	CYLINDER HEAD GASKET シリンダヘッドガスケット	1	•	•	•	•	•	•	•	•	•	•	•	•	•	•	•	•	•	•	•	•	
1-3		2H8-01012-1	CYLINDER HEAD BOLT 8-50 シリンダヘッドボルト 8-50	10	•	•	•	•	•	•	•	•	•	•	•	•	•	•	•	•	•	•	•	•	
1-4	1	5-01015-0	WASHER 8.5-19.5-3.2 ワッシャ 8.5-19.5-3.2	10	•	•	•	•	•	•	•	•					•	•	•	•	•	•	•	•	except PRO/PRO II
1-4	2	5-01015-0	WASHER 8.5-19.5-3.2 ワッシャ 8.5-19.5-3.2	8									•	•	•	•									for PRO/PRO II
1-5		9701-1-1014	SPARK PLUG (BPR7HS10) スパークプラグ (BPR7HS-10)	2	•	•	•	•	•	•	•	•	•	•	•	•	•	•	•	•	•	•	•	•	NGK

9. Parts sold as an assembly or kit are marked with “＊“ at the head of individual component parts.

10. About dimensional identification of bolts, nuts and washers.

    Bolt 9 1 0 1 2 1 - 5 8 3 5
    - Length below neck
    - Diameter
    - With flange; 0 means no flange

    Nuts & Washers 9 3 0 1 2 4 - 0 8 0 0
    - Diameter

11. Hose/Pipe, that is a standard part, is replaced with long hose.

    Hose 9 8 A G - 9 5 - 3 0 0
    - Length
    - Diameter

    Pipe 9 9 1 0 0 7 - 0 3 0 0
    - Length
    - Diameter

CONTENTS
目　　次

Fig. 1 CYLINDER ····· 1
シリンダ

Fig. 2 CRANK CASE ・ MAGNETO CASE ····· 3
クランクケース・マグネトケース

Fig. 3 PISTON・CRANK SHAFT ····· 7
ピストン・クランクシャフト

Fig. 4 INTAKE MANIFOLD ····· 9
インテークマニホールド

Fig. 5A CARBURETOR ····· 11
キャブレタ

Fig. 5B CARBURETOR ····· 15
キャブレタ

Fig. 6 MUFFLER ····· 19
マフラ

Fig. 7 RECOIL STARTER ····· 21
リコイルスタータ

Fig. 8A GOVERNOR ····· 23
ガバナ

Fig. 8B GOVERNOR ····· 27
ガバナ

Fig. 9 MAGNETO ····· 29
マグネト

Fig.10A ELECTRIC PARTS ····· 31
エレクトリックパーツ

Fig.10B ELECTRIC PARTS (ELECTRIC STARTER TYPE) ····· 35
エレクトリックパーツ（セルスタータタイプ）

Fig.10C ELECTRIC PARTS (RECOIL STARTER TYPE) ····· 37
エレクトリックパーツ（リコイルスタータタイプ）

Fig.10D ELECTRIC PARTS ····· 39
エレクトリックパーツ

Fig. 11 OIL PUMP ····· 41
オイルポンプ

Fig. 12 PUMP CASE ····· 43
ポンプケース

Fig. 13 PUMP COVER ····· 47
ポンプカバー

Fig.14A VACUUM PUMP ····· 49
バキュームポンプ

Fig.14B VACUUM PUMP ····· 53
バキュームポンプ

Fig.14C VACUUM PUMP ····· 57
バキュームポンプ

Fig.14D VACUUM PUMP ····· 59
バキュームポンプ

Fig.14E VACUUM PUMP ····· 61
バキュームポンプ

Fig. 15 DISCHARGE BALL VALVE CHAMBER ····· 63
ディスチャージボールバルブチャンバ

Fig.17A FRAME ····· 67
フレーム

Fig.17B FRAME ····· 69
フレーム

Fig. 18 CONTROL PANEL GAUGE ····· 71
コンロトールパネルゲージ

Fig. 19 COWL ····· 75
カウル

Fig. 20 LABEL ····· 77
ラベル

Fig. 21 LABEL ····· 79
ラベル

Fig.22A FUEL TANK ····· 81
フュエルタンク

Fig.22B FUEL TANK ····· 85
フュエルタンク
Fig. 23 ACCESSORIES OPTIONAL SPECIAL TOOL ····· 87
アクセサリ・オプショナルパーツ・スペシャルツール
索引 ····· 89
INDEX ····· 95
INDEX (Parts Number) ····· 99

Fig.1 CYLINDER
シリンダ

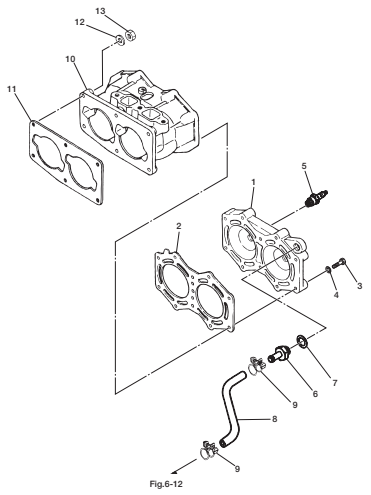

Fig.2 CRANK CASE ・ MAGNETO CASE
クランクケース・マグネトケース

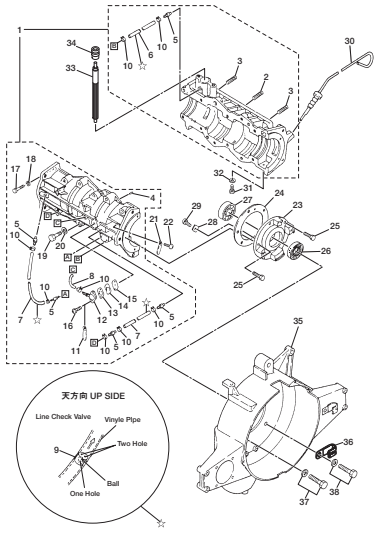

Fig.3 PISTON・CRANK SHAFT
ピストン・クランクシャフト

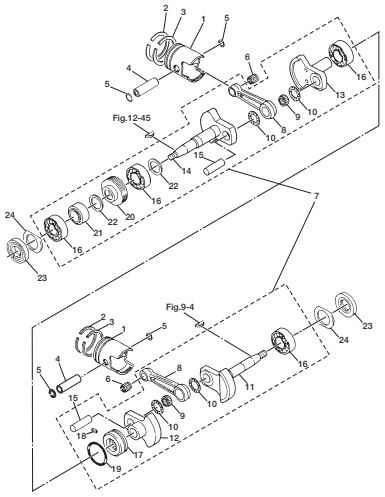

Fig.4 INTAKE MANIFOLD
インテークマニホールド

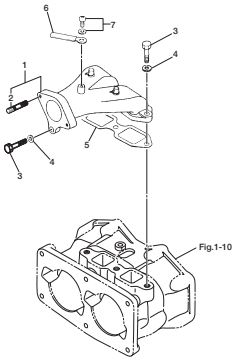

Fig.5A CARBURETOR
キャブレタ

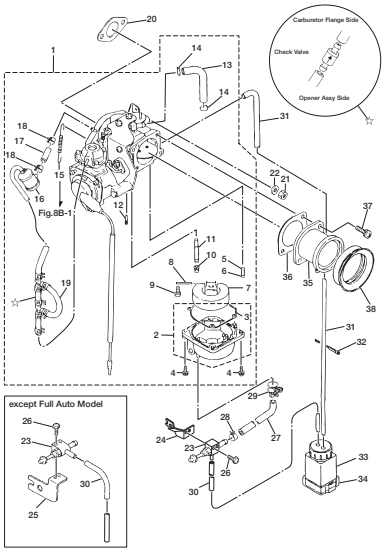

Fig.5B CARBURETOR
キャブレタ

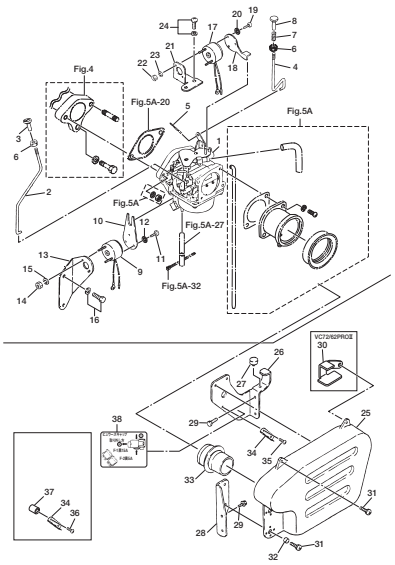

Fig.6 MUFFLER
マフラ

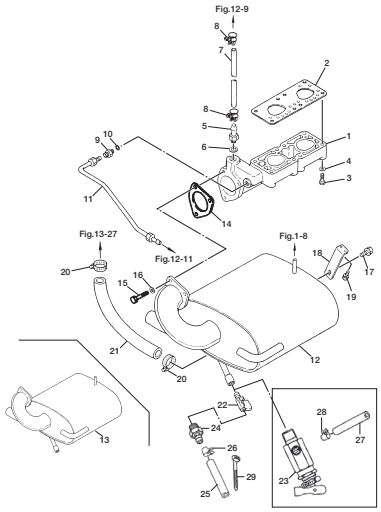

Fig.7 RECOIL STARTER
リコイルスタータ

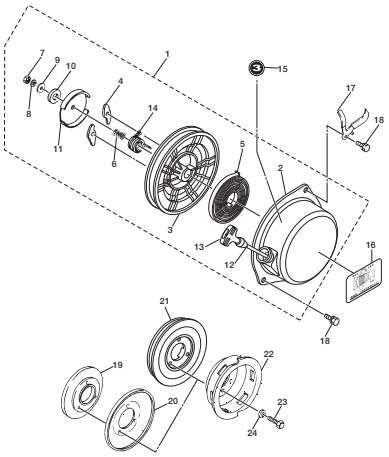

Fig.8A GOVERNOR
ガバナ

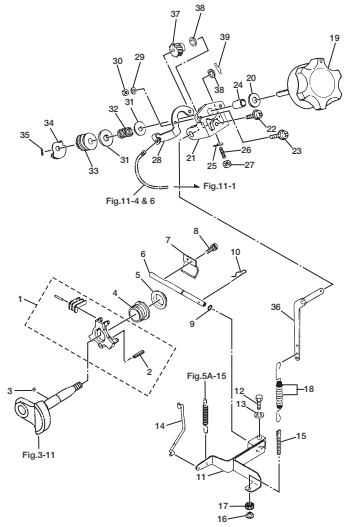

Fig.8B GOVERNOR
ガバナ

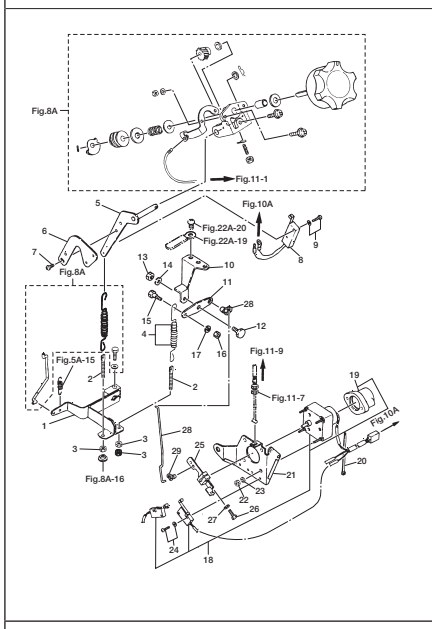

Fig.9 MAGNETO
マグネト

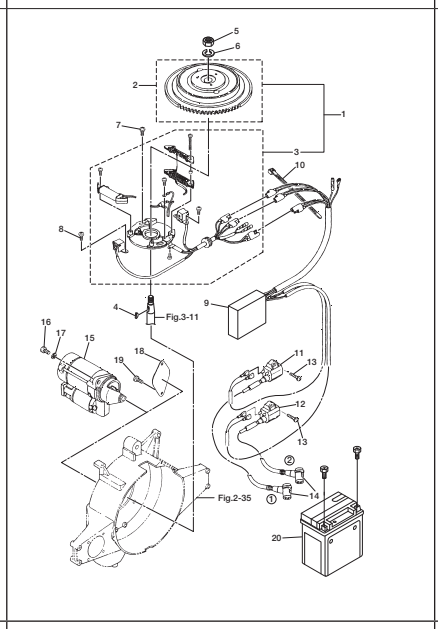

Fig.10A ELECTRIC PARTS
エレクトリックパーツ

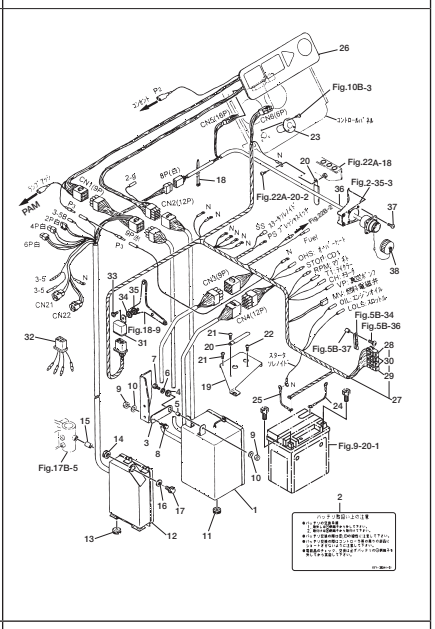

Fig. 10B ELECTRIC PARTS (ELECTRIC STARTER TYPE)
エレクトリックパーツ（セルスタータタイプ）

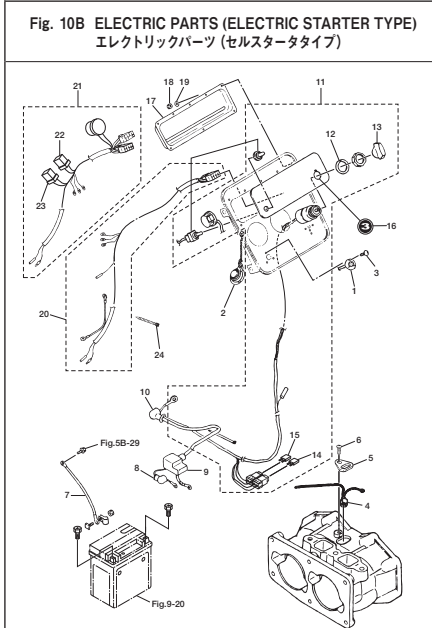

Fig. 10C ELECTRIC PARTS (RECOIL STARTER TYPE)
エレクトリックパーツ（リコイルスタータタイプ）

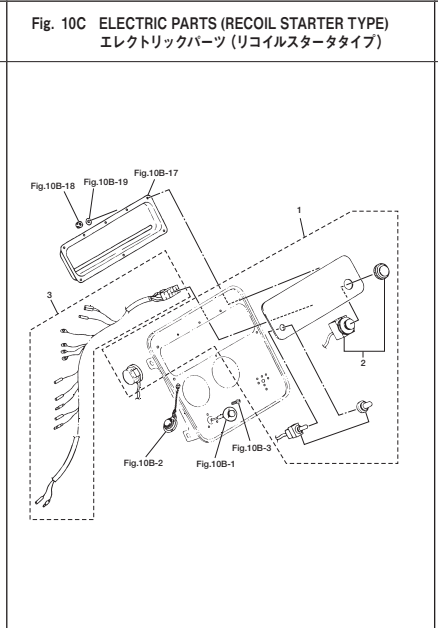

Fig.10D ELECTRIC PARTS
エレクトリックパーツ

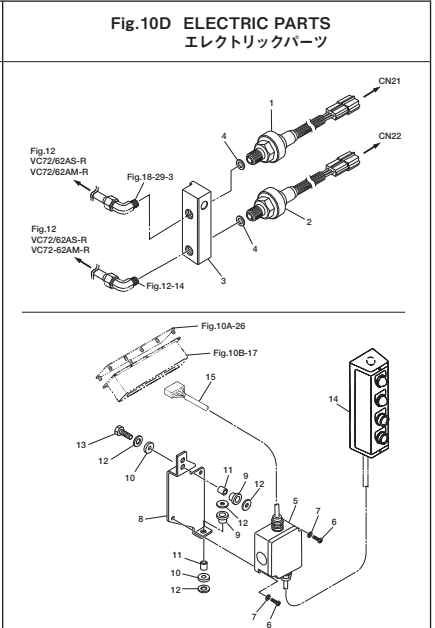

Fig.11 OIL PUMP
オイルポンプ

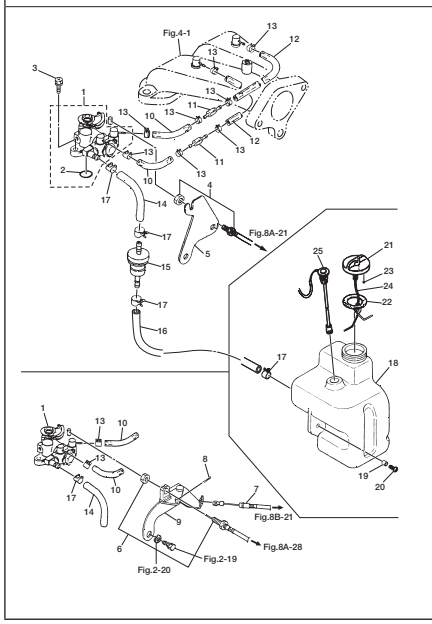

Fig.12 PUMP CASE
ポンプケース

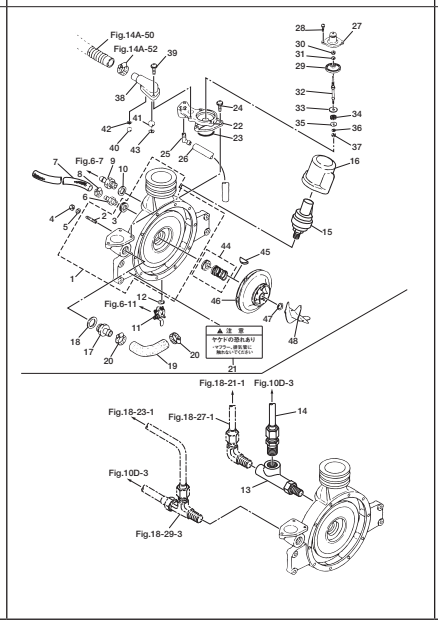

Fig.13 PUMP COVER
ポンプカバー

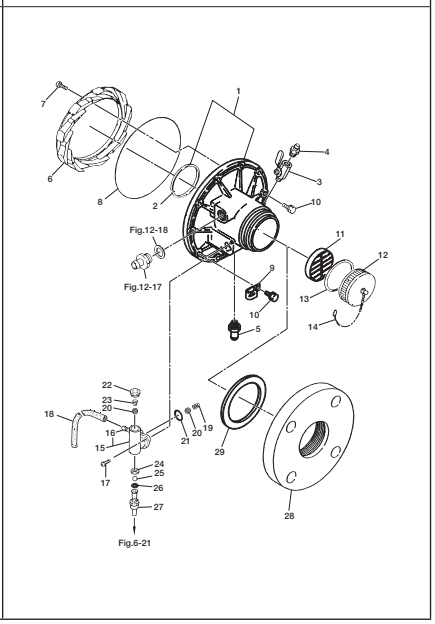

Fig.14A VACUUM PUMP
バキュームポンプ

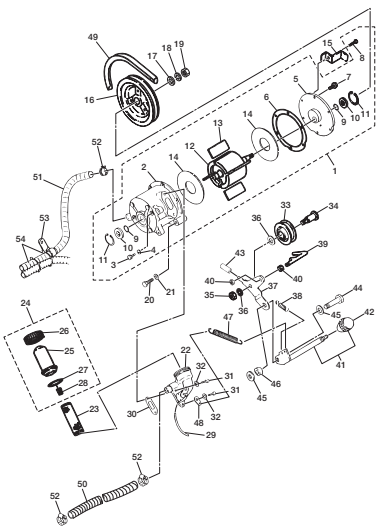

Fig.14B VACUUM PUMP
バキュームポンプ

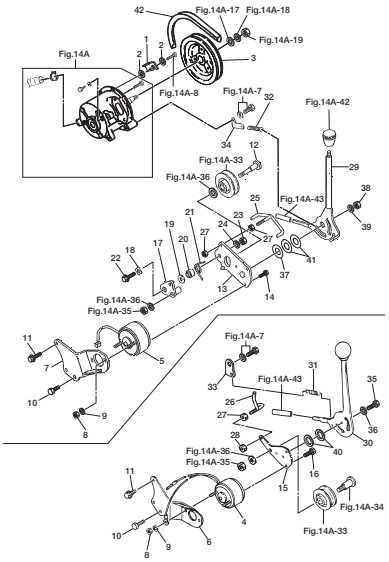

Fig.14C VACUUM PUMP
バキュームポンプ

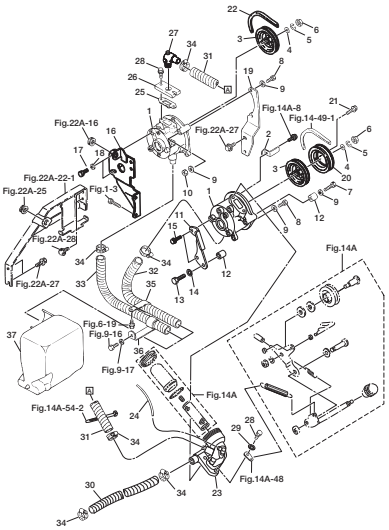

Fig.14D VACUUM PUMP
バキュームポンプ

*番号のない部品はFig.14Cを参照。

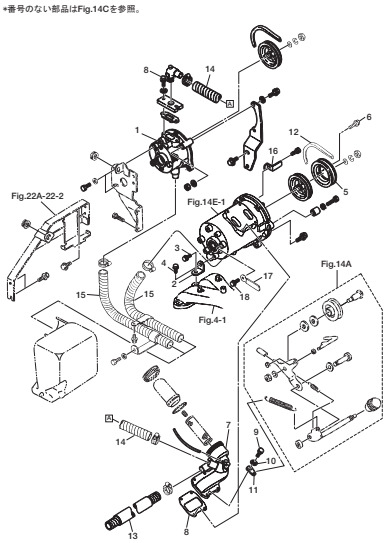

Fig.14E VACUUM PUMP
バキュームポンプ

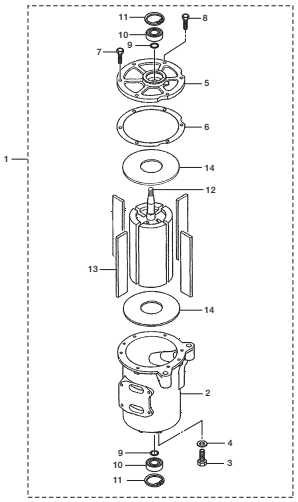

Fig.15 DISCHARGE BALL VALVE CHAMBER
ディスチャージボールバルブチャンバ

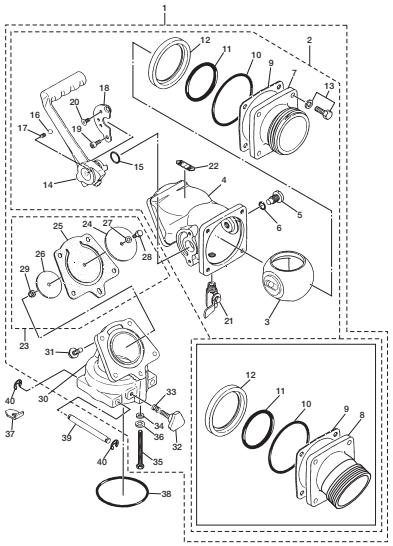

Fig.17A FRAME
フレーム

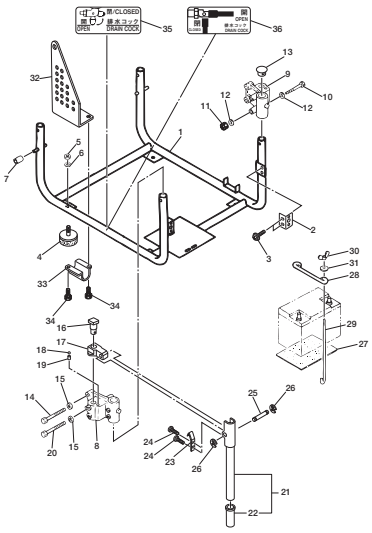

Fig.17B FRAME
フレーム

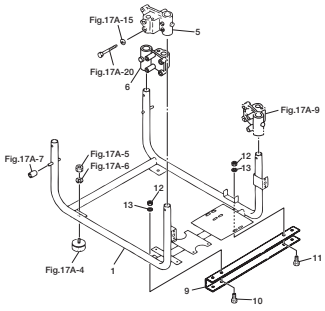

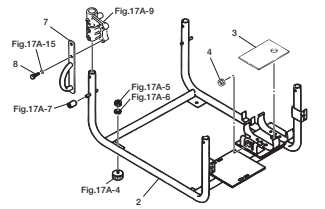

Fig.18 CONTROL PANEL GAUGE
コントロールパネルゲージ

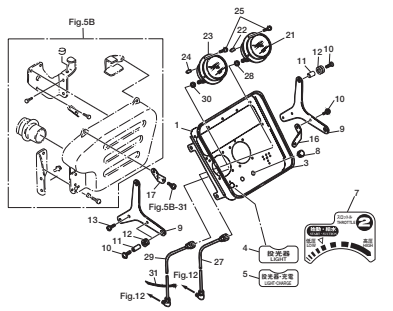

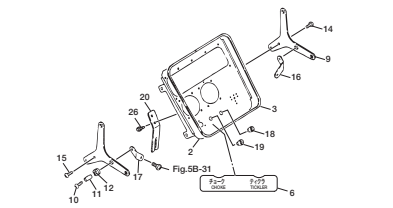

Fig.19 COWL
カウル

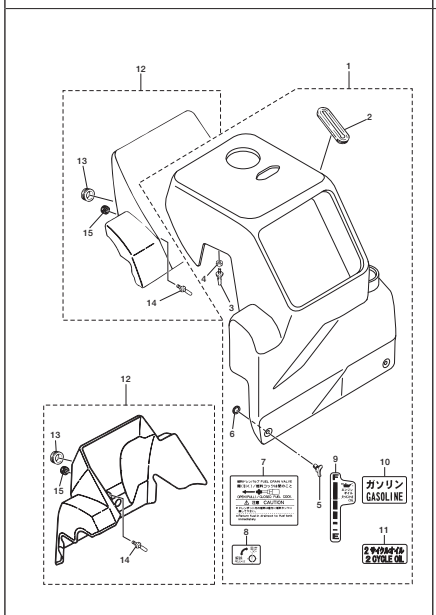

Fig.20 LABEL
ラベル

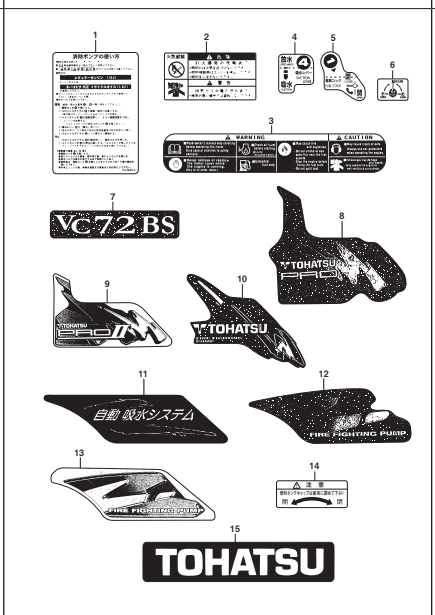

Fig.21 LABEL
ラベル



Fig.22A FUEL TANK
フュエルタンク

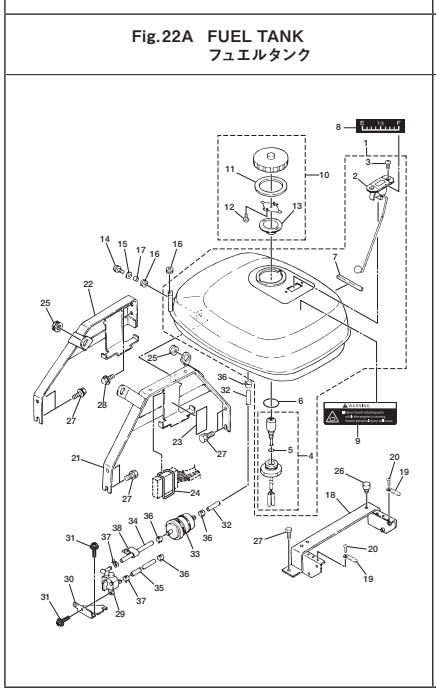

Fig.22B FUEL TANK
フュエルタンク

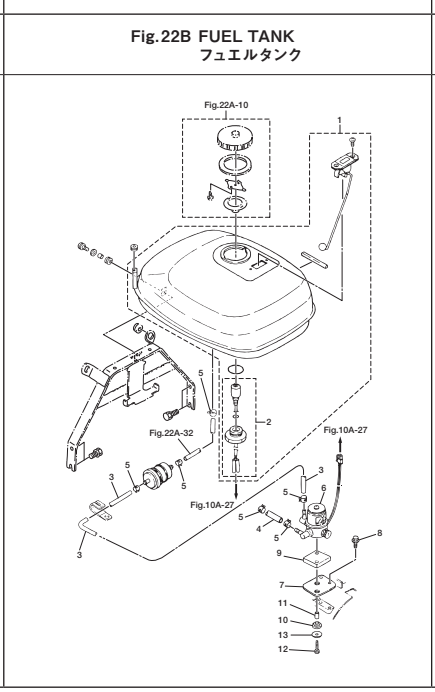

Fig. 23 ACCESSORIES OPTIONAL SPECIAL TOOL
アクセサリ・オプショナルパーツ・スペシャルツール

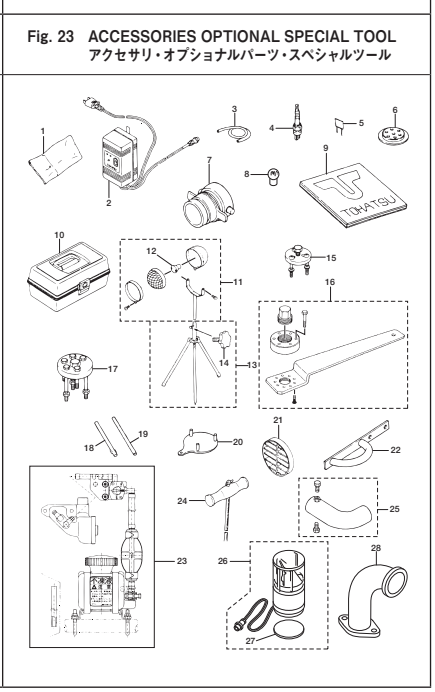

Fig. 1 CYLINDER
シリンダ

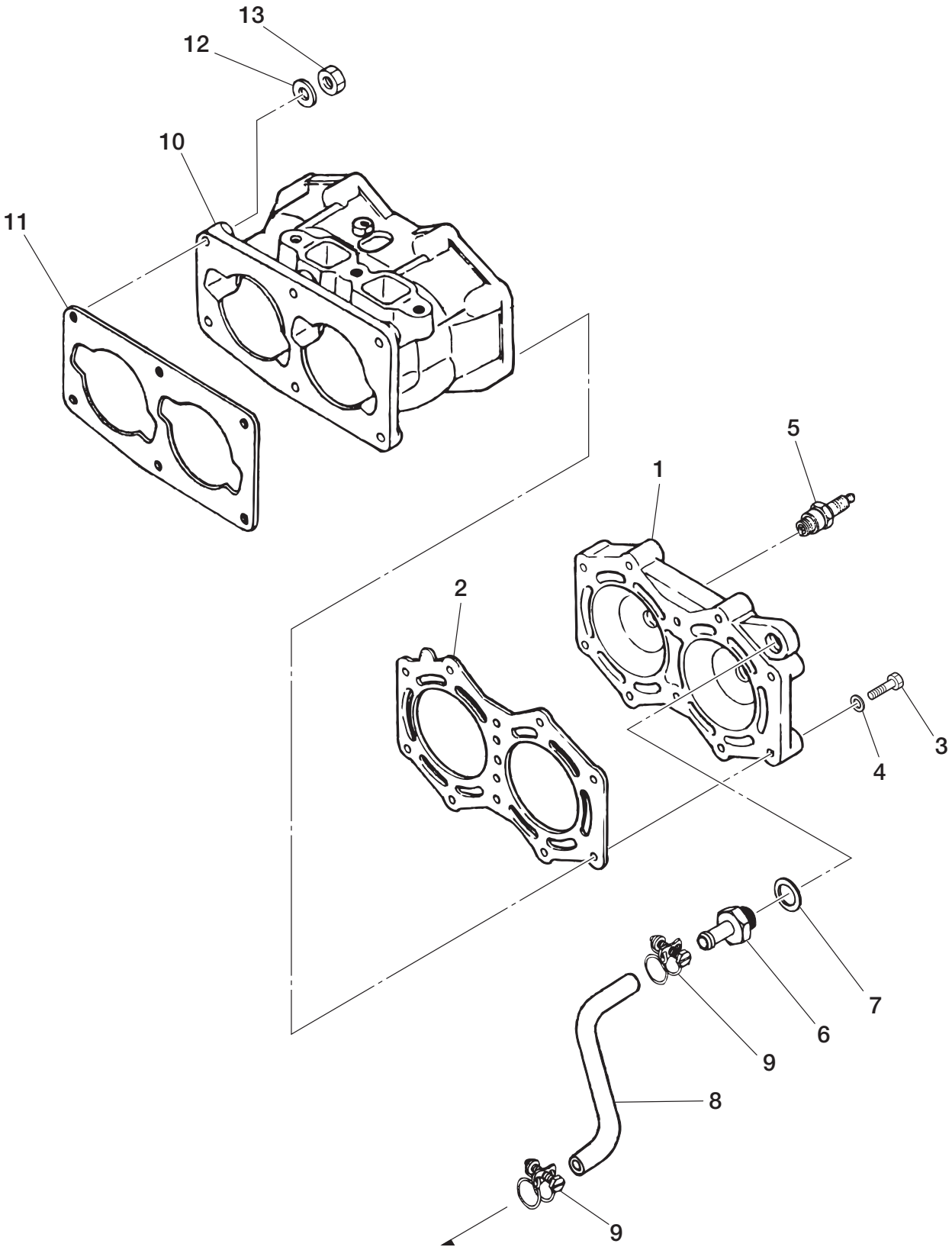

Fig.6-12

Ref.No. 見出番号		Part No. 部品番号	Description 部　品　名	Q'ty 個数	Applicable Model/適応モデル																			Remarks 備　　考
					VC42A	VC52B	VC62B	VC72B	VC42AS	VC52BS	VC62BS	VC72BS	VC62PRO	VC72PRO	VC62PRO Ⅱ	VC72PRO Ⅱ	VC52AM	VC62AM	VC72AM	VC62AS-R	VC72AS-R	VC62AM-R	VC62AM-N	VC72AM-R	
1-1		1E0-01001-0	CYLINDER HEAD ASSY ｼﾘﾝﾀﾞｰﾍｯﾄﾞｱｯｼ	1	●	●	●	●	●	●	●	●	●	●	●	●	●	●	●	●	●	●	●	●	
1-2		1E0-01005-1	CYLINDER HEAD GASKET ｼﾘﾝﾀﾞｰﾍｯﾄﾞｶﾞｽｹｯﾄ	1	●	●	●	●	●	●	●	●	●	●	●	●	●	●	●	●	●	●	●	●	●	
1-3		3H8-01012-1	CYLINDER HEAD BOLT 8-50 ｼﾘﾝﾀﾞｰﾍｯﾄﾞﾎﾞﾙﾄ 8-50	10	●	●	●	●	●	●	●	●	●	●	●	●	●	●	●	●	●	●	●	●	●	
1-4	1	345-01015-0	WASHER 8.5-19.5-3.2 ﾜｯｼｬ 8.5-19.5-3.2	10	●	●	●	●	●	●	●	●					●	●	●	●	●	●	●	●	except PRO/PRO Ⅱ
1-4	2	345-01015-0	WASHER 8.5-19.5-3.2 ﾜｯｼｬ 8.5-19.5-3.2	8									●	●	●	●									for PRO/PRO Ⅱ
1-5		9701-1-1014	SPARK PLUG (BPR7HS10) ｽﾊﾟｰｸﾌﾟﾗｸﾞ (BPR7HS-10)	2	●	●	●	●	●	●	●	●	●	●	●	●	●	●	●	●	●	●	●	●	NGK
1-6		174-01611-0	NIPPLE 10-PF3/8 ﾆｯﾌﾟﾙ A 10-PF3/8	1	●	●	●	●	●	●	●	●	●	●	●	●	●	●	●	●	●	●	●	●	
1-7		172-01614-0	GASKET 17-24-1 ｶﾞｽｹｯﾄ 17-24-1	1	●	●	●	●	●	●	●	●	●	●	●	●	●	●	●	●	●	●	●	●	
1-8		98AG-95-240	HOSE L=240 ｺﾞﾑﾎｰｽ L=240	1	●	●	●	●	●	●	●	●	●	●	●	●	●	●	●	●	●	●	●	●	98AG-951000
1-9		1C7-01634-1	HOSE CLAMP φ16 ﾎｰｽｸﾗﾝﾌﾟ φ16	2	●	●	●	●	●	●	●	●	●	●	●	●	●	●	●	●	●	●	●	●	
1-10		1E0-01691-0	CYLINDER BLOCK ｼﾘﾝﾀﾞﾌﾞﾛｯｸ	1	●	●	●	●	●	●	●	●	●	●	●	●	●	●	●	●	●	●	●	●	
1-11		1E0-01601-0	CYLINDER BLOCK GASKET ｼﾘﾝﾀﾞﾌﾞﾛｯｸｶﾞｽｹｯﾄ	1	●	●	●	●	●	●	●	●	●	●	●	●	●	●	●	●	●	●	●	●	
1-12		941322-0800	SPRING WASHER ｽﾌﾟﾘﾝｸﾞﾜｯｼｬ	6	●	●	●	●	●	●	●	●	●	●	●	●	●	●	●	●	●	●	●	●	
1-13		930124-0800	NUT ﾅｯﾄ	6	●	●	●	●	●	●	●	●	●	●	●	●	●	●	●	●	●	●	●	●	

Fig. 2 CRANK CASE ・ MAGNETO CASE
クランクケース・マグネトケース

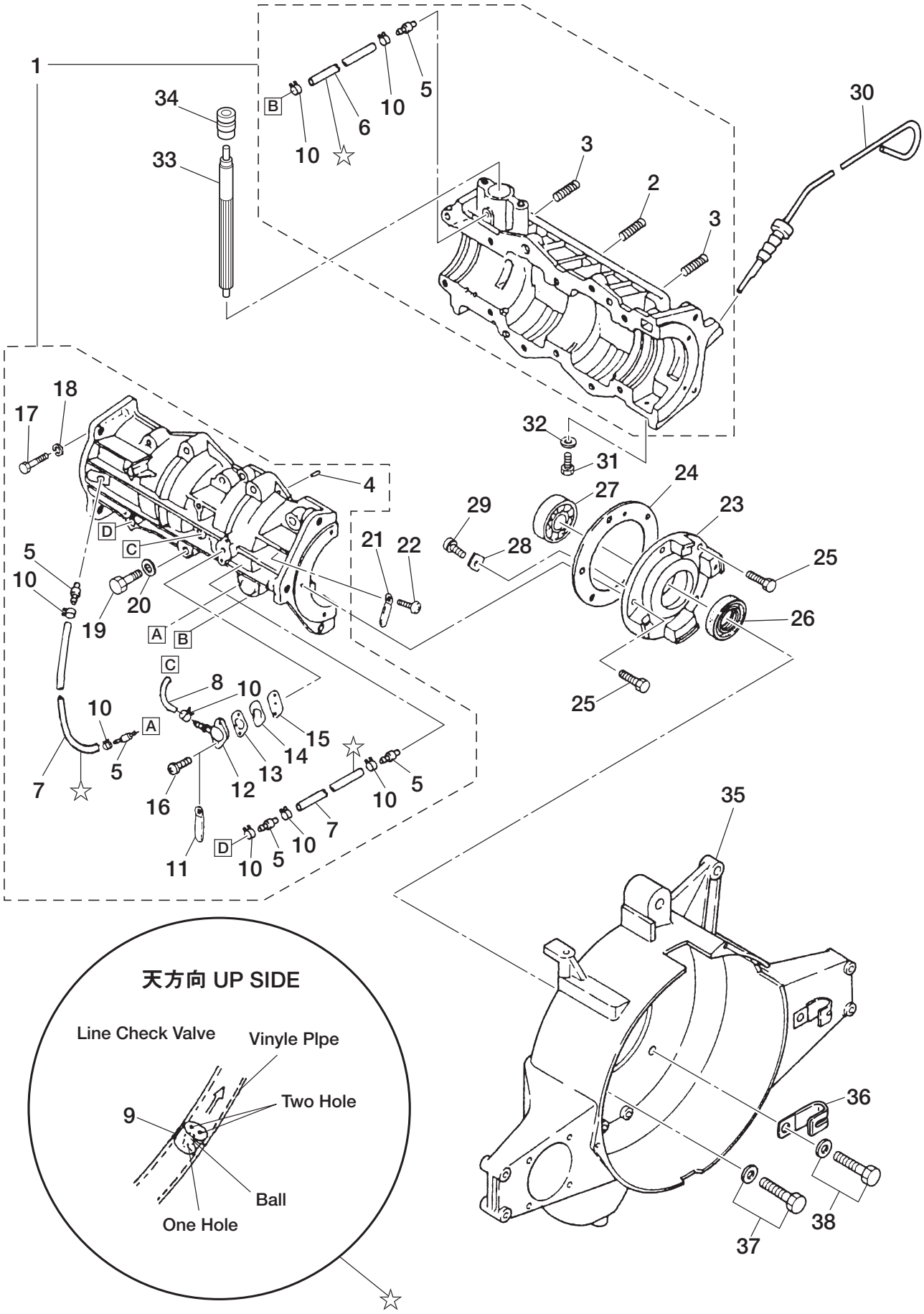

Ref.No. 見出番号		Part No. 部品番号	Description 部　品　名	Q'ty 個数	Applicable Model/適応モデル																			Remarks 備　考
					VC42A	VC52B	VC62B	VC72B	VC42AS	VC52BS	VC62BS	VC72BS	VC62PRO	VC72PRO	VC62PRO Ⅱ	VC72PRO Ⅱ	VC52AM	VC62AM	VC72AM	VC62AS-R	VC72AS-R	VC62AM-R	VC62AM-N	VC72AM-R	
2-1		1C5-01700-1	CRANKCASE ASSY ｸﾗﾝｸｹｰｽｱｯｼ	1	●	●	●	●	●	●	●	●	●	●	●	●	●	●	●	●	●	●	●	●	
2-2		1C5-01602-0	＊STUD BOLT ＊ｽﾀｯﾄﾞﾎﾞﾙﾄ	1	●	●	●	●	●	●	●	●	●	●	●	●	●	●	●	●	●	●	●	●	●	
2-3		1C5-01605-0	＊STUD BOLT ＊ｽﾀｯﾄﾞﾎﾞﾙﾄ	5	●	●	●	●	●	●	●	●	●	●	●	●	●	●	●	●	●	●	●	●	●	
2-4		345-01111-0	＊DOWEL PIN 6-12 ＊ﾀﾞｳｴﾙﾋﾟﾝ 6-12	2	●	●	●	●	●	●	●	●	●	●	●	●	●	●	●	●	●	●	●	●	●	
2-5		1E0-01131-0	＊NIPPLE 5.5-5 ＊ﾆｯﾌﾟﾙ 5.5-5	7	●	●	●	●	●	●	●	●	●	●	●	●	●	●	●	●	●	●	●	●	●	
2-6		99AA-4-0280	＊PIPE L=280 ＊ﾋﾞﾆﾙﾊﾟｲﾌﾟ L=280	1	●	●	●	●	●	●	●	●	●	●	●	●	●	●	●	●	●	●	●	●	●	99AA-4-1000
2-7		99AA-4-0200	＊PIPE L=200 ＊ﾋﾞﾆﾙﾊﾟｲﾌﾟ L=200	2	●	●	●	●	●	●	●	●	●	●	●	●	●	●	●	●	●	●	●	●	●	99AA-4-1000
2-8		99AA-4-0055	＊PIPE L=55 ＊ﾋﾞﾆﾙﾊﾟｲﾌﾟ L=55	1	●	●	●	●	●	●	●	●	●	●	●	●	●	●	●	●	●	●	●	●	●	99AA-4-1000
2-9		393-01160-0	＊CHECK VALVE ＊ﾁｪｯｸﾊﾞﾙﾌﾞ	3	●	●	●	●	●	●	●	●	●	●	●	●	●	●	●	●	●	●	●	●	●	
2-10		151-35002-0	＊CLIP φ7.8 ＊ｸﾘｯﾌﾟ φ7.8	8	●	●	●	●	●	●	●	●	●	●	●	●	●	●	●	●	●	●	●	●	●	
2-11		309-06972-0	＊CLAMP 6.5-47.5P ＊ｸﾗﾝﾌﾟ 6.5-47.5P	1	●	●	●	●	●	●	●	●	●	●	●	●	●	●	●	●	●	●	●	●	●	
2-12		353-01152-0	＊CHECK VALVE COVER ＊ﾁｪｯｸﾊﾞﾙﾌﾞｶﾊﾞｰ	1	●	●	●	●	●	●	●	●	●	●	●	●	●	●	●	●	●	●	●	●	●	
2-13		3C7-01153-1	＊GASKET ＊ｶﾞｽｹｯﾄA ﾁｪｯｸﾊﾞﾙﾌﾞ	1	●	●	●	●	●	●	●	●	●	●	●	●	●	●	●	●	●	●	●	●	●	
2-14		3C7-01151-0	＊CHECK VALVE ＊ﾁｪｯｸﾊﾞﾙﾌﾞ B	1	●	●	●	●	●	●	●	●	●	●	●	●	●	●	●	●	●	●	●	●	●	
2-15		3C7-01154-1	＊GASKET ＊ｶﾞｽｹｯﾄB ﾁｪｯｸﾊﾞﾙﾌﾞ	1	●	●	●	●	●	●	●	●	●	●	●	●	●	●	●	●	●	●	●	●	●	
2-16		921521-5520	＊SCREW ＊ｽｸﾘｭ	2	●	●	●	●	●	●	●	●	●	●	●	●	●	●	●	●	●	●	●	●	●	
2-17		916124-0635	＊BOLT ＊ﾎﾞﾙﾄ	2	●	●	●	●	●	●	●	●	●	●	●	●	●	●	●	●	●	●	●	●	●	
2-18		941322-0600	＊SPRING WASHER ＊ｽﾌﾟﾘﾝｸﾞﾜｯｼｬ	2	●	●	●	●	●	●	●	●	●	●	●	●	●	●	●	●	●	●	●	●	●	
2-19		916124-0845	＊BOLT ＊ﾎﾞﾙﾄ	12	●	●	●	●	●	●	●	●	●	●	●	●	●	●	●	●	●	●	●	●	●	
2-20		940121-0800	＊WASHER ＊ﾜｯｼｬ	12	●	●	●	●	●	●	●	●	●	●	●	●	●	●	●	●	●	●	●	●	●	
2-21		398-06972-0	CLAMP 6.5-67P ｸﾗﾝﾌﾟ 6.5-67P	1	●	●	●	●	●	●	●	●	●	●	●	●	●	●	●	●	●	●	●	●	●	
2-22		921521-5610	SCREW ｽｸﾘｭ	1	●	●	●	●	●	●	●	●	●	●	●	●	●	●	●	●	●	●	●	●	●	
2-23		151-07000-2	GOVERNOR CASE LID ｶﾞﾊﾞﾅｹｰｽﾘｯﾄﾞ	1	●	●	●	●	●	●	●	●	●	●	●	●	●	●	●	●	●	●	●	●	●	
2-24		151-07001-0	GASKET ｶﾞｽｹｯﾄ ｶﾞﾊﾞﾅｹｰｽ	1	●	●	●	●	●	●	●	●	●	●	●	●	●	●	●	●	●	●	●	●	●	
2-25		910121-5620	BOLT ﾎﾞﾙﾄ	5	●	●	●	●	●	●	●	●	●	●	●	●	●	●	●	●	●	●	●	●	
2-26		151-07003-0	OIL SEAL 25-40-6 ｵｲﾙｼｰﾙ 25-40-6	1	●	●	●	●	●	●	●	●	●	●	●	●	●	●	●	●	●	●	●	●	●	
2-27		9601-0-6205	BALL BEARING 6205 ﾍﾞｱﾘﾝｸﾞ 6205	1	●	●	●	●	●	●	●	●	●	●	●	●	●	●	●	●	●	●	●	●	●	
2-28		151-07004-0	HOLDER ﾎﾙﾀﾞ ﾍﾞｱﾘﾝｸﾞ	1	●	●	●	●	●	●	●	●	●	●	●	●	●	●	●	●	●	●	●	●	●	
2-29		921521-6510	SCREW ｽｸﾘｭ	1	●	●	●	●	●	●	●	●	●	●	●	●	●	●	●	●	●	●	●	●	
2-30	1	1E0-07018-0	OIL LEVEL GAUGE ｵｲﾙﾚﾍﾞﾙｹﾞｰｼﾞ	1	●	●	●	●	●	●	●	●	●	●			●	●	●	●	●	●	●	●	except PRO Ⅱ
2-30	2	1R1-07018-0	OIL LEVEL GAUGE ｵｲﾙﾚﾍﾞﾙｹﾞｰｼﾞ	1											●	●									for PRO Ⅱ
2-31		910121-0812	BOLT ﾎﾞﾙﾄ	1	●	●	●	●	●	●	●	●	●	●	●	●	●	●	●	●	●	●	●	●	
2-32		151-07021-0	GASKET 8.2-15-1 ｶﾞｽｹｯﾄ 8.2-15-1	1	●	●	●	●	●	●	●	●	●	●	●	●	●	●	●	●	●	●	●	●	●	
2-33		3B7-09065-0	OIL PUMP DRIVEN GEAR ｵｲﾙﾎﾟﾝﾌﾟﾄﾞﾘﾌﾞﾝｷﾞﾔ	1	●	●	●	●	●	●	●	●	●	●	●	●	●	●	●	●	●	●	●	●	●	
2-34		1C5-09069-0	BUSHING 9-20-20.8 ﾌﾞｯｼﾝｸﾞ 9-20-20.8	1	●	●	●	●	●	●	●	●	●	●	●	●	●	●	●	●	●	●	●	●	●	
2-35	1	1E0-01710-2	MAGNETO CASE ﾏｸﾞﾈﾄｹｰｽ	1	●	●	●	●	●				●	●	●	●				●	●				
2-35	2	1K9-01710-1	MAGNETO CASE ﾏｸﾞﾈﾄｹｰｽ	1						●	●	●													for VC72/62/52BS

Fig. 2 CRANK CASE ・ MAGNETO CASE
クランクケース・マグネトケース

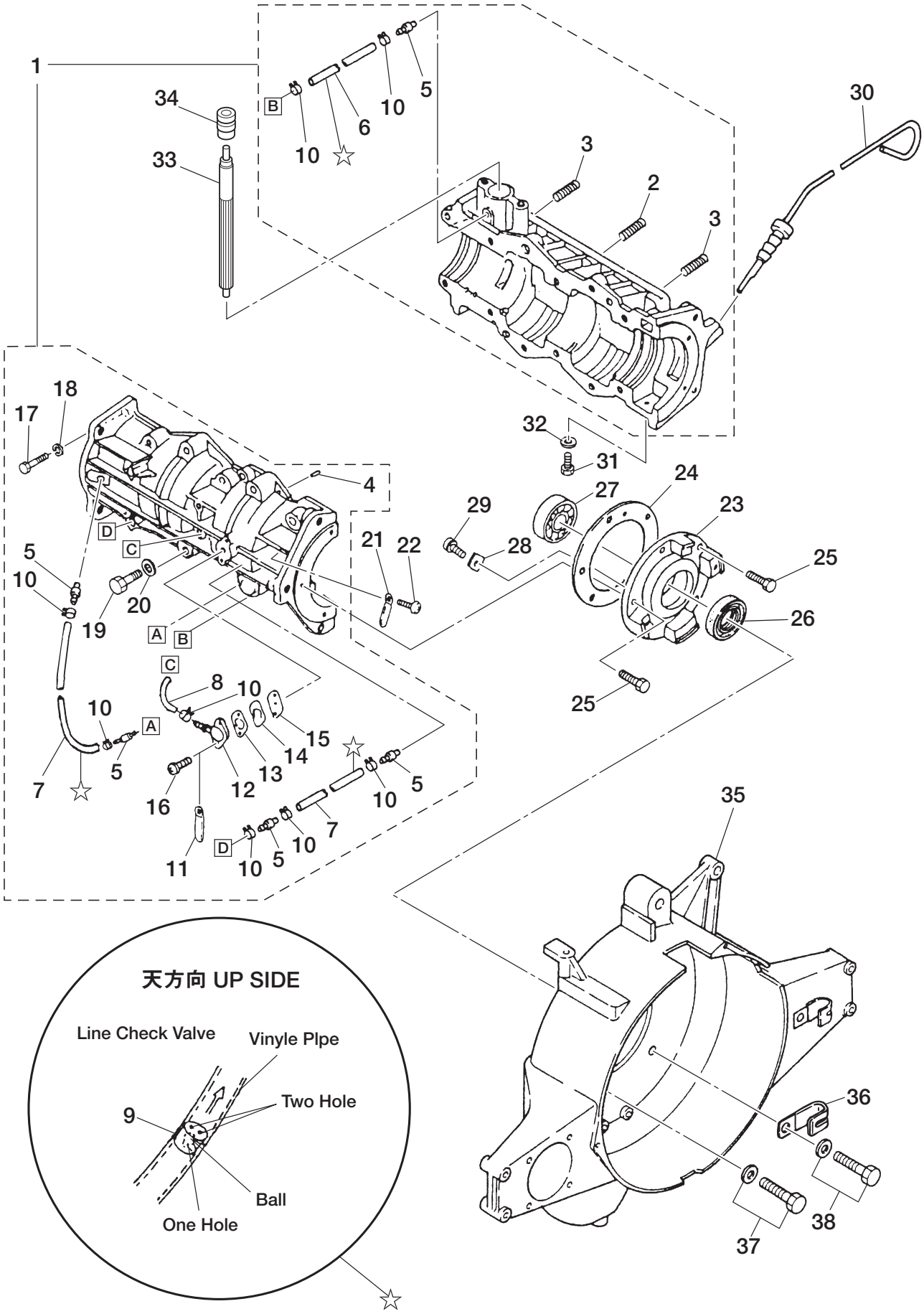

Ref.No. 見出番号		Part No. 部品番号	Description 部　品　名	Q'ty 個数	Applicable Model/適応モデル																				Remarks 備　　考
					VC42A	VC52B	VC62B	VC72B	VC42AS	VC52BS	VC62BS	VC72BS	VC62PRO	VC72PRO	VC62PRO Ⅱ	VC72PRO Ⅱ	VC52AM	VC62AM	VC72AM	VC62AS-R	VC72AS-R	VC62AM-R	VC62AM-N	VC72AM-R	
2-35	3	1F1-01710-1	MAGNETO CASE ﾏｸﾞﾈﾄｹｰｽ	1													●	●	●			●	●	●	for Full Auto Model
2-36		345-06971-0	CLAMP 9-12U ｸﾗﾝﾌﾟ 9-12U	3	●	●	●	●	●	●	●	●	●	●	●	●	●	●	●	●	●	●	●	●	
2-37		910121-5830	BOLT ﾎﾞﾙﾄ	4	●	●	●	●	●	●	●	●	●	●	●	●	●	●	●	●	●	●	●	●	
2-38		910121-5835	BOLT ﾎﾞﾙﾄ	1	●	●	●	●	●	●	●	●	●	●	●	●	●	●	●	●	●	●	●	●	

Fig. 3 PISTON・CRANK SHAFT
ピストン・クランクシャフト

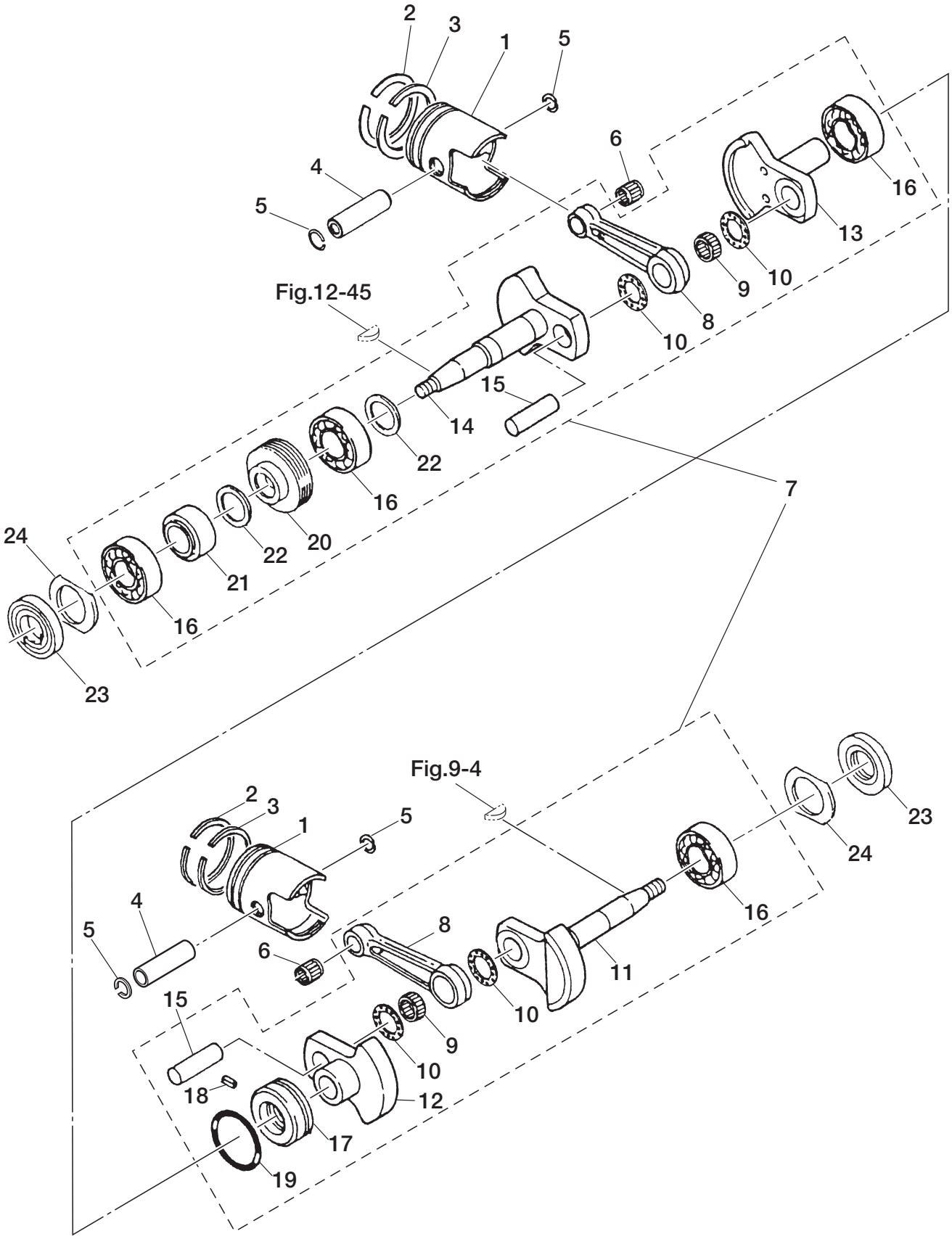

Ref.No. 見出番号	Part No. 部品番号	Description 部　品　名	Q'ty 個数	Applicable Model/適応モデル																			Remarks 備　考
				VC42A	VC52B	VC62B	VC72B	VC42AS	VC52BS	VC62BS	VC72BS	VC62PRO	VC72PRO	VC62PRO II	VC72PRO II	VC52AM	VC62AM	VC72AM	VC62AS-R	VC72AS-R	VC62AM-R	VC62AM-N	VC72AM-R	
3-1	1E0-00001-0	PISTON ﾋﾟｽﾄﾝ	2	●	●	●	●	●	●	●	●	●	●	●	●	●	●	●	●	●	●	●	●	
3-2	1E0-00011-0	PISTON RING ﾋﾟｽﾄﾝﾘﾝｸﾞ	2	●	●	●	●	●	●	●	●	●	●	●	●	●	●	●	●	●	●	●	●	1st
3-3	1E0-00012-0	PISTON RING ﾋﾟｽﾄﾝﾘﾝｸﾞ	2	●	●	●	●	●	●	●	●	●	●	●	●	●	●	●	●	●	●	●	●	2nd
3-4	1E0-00021-0	PISTON PIN ﾋﾟｽﾄﾝﾋﾟﾝ	2	●	●	●	●	●	●	●	●	●	●	●	●	●	●	●	●	●	●	●	●	
3-5	334-00024-1	PISTON PIN CLIP ﾋﾟｽﾄﾝﾋﾟﾝｸﾘｯﾌﾟ	4	●	●	●	●	●	●	●	●	●	●	●	●	●	●	●	●	●	●	●	●	
3-6	151-00042-0	ROLLER BEARING 17-21-25 ﾛｰﾗﾍﾞｱﾘﾝｸﾞ 17-21-25	2	●	●	●	●	●	●	●	●	●	●	●	●	●	●	●	●	●	●	●	●	
3-7	1L0-00050-0	CRANKSHAFT ASSY W/GEAR ｸﾗﾝｸｼｬﾌﾄｱｯｼ (W/ｷﾞﾔ)	1	●	●	●	●	●	●	●	●	●	●	●	●	●	●	●	●	●	●	●	●	
3-8	151-00040-0	＊CONNECTING ROD ASSY ＊ｺﾝﾛｯﾄﾞｱｯｼ	2	●	●	●	●	●	●	●	●	●	●	●	●	●	●	●	●	●	●	●	●	
3-9	151-00043-0	＊ROLLER BEARING 25-32-18 ＊ﾛｰﾗﾍﾞｱﾘﾝｸﾞ 25-32-18	2	●	●	●	●	●	●	●	●	●	●	●	●	●	●	●	●	●	●	●	●	
3-10	345-00045-0	＊BIG END BEARING WASHER ＊ﾋﾞｯｸｴﾝﾄﾞﾍﾞｱﾘﾝｸﾞﾜｯｼｬ	4	●	●	●	●	●	●	●	●	●	●	●	●	●	●	●	●	●	●	●	●	
3-11	1E0-00031-0	＊CRANKSHAFT A ＊ｸﾗﾝｸｼｬﾌﾄ A	1	●	●	●	●	●	●	●	●	●	●	●	●	●	●	●	●	●	●	●	●	
3-12	1E0-00032-0	＊CRANKSHAFT B ＊ｸﾗﾝｸｼｬﾌﾄ B	1	●	●	●	●	●	●	●	●	●	●	●	●	●	●	●	●	●	●	●	●	
3-13	1E0-00033-0	＊CRANKSHAFT C ＊ｸﾗﾝｸｼｬﾌﾄ C	1	●	●	●	●	●	●	●	●	●	●	●	●	●	●	●	●	●	●	●	●	
3-14	1E0-00034-0	＊CRANKSHAFT D ＊ｸﾗﾝｸｼｬﾌﾄ D	1	●	●	●	●	●	●	●	●	●	●	●	●	●	●	●	●	●	●	●	●	
3-15	348-00061-1	＊CRANK PIN ＊ｸﾗﾝｸﾋﾟﾝ	2	●	●	●	●	●	●	●	●	●	●	●	●	●	●	●	●	●	●	●	●	
3-16	9601-4-6306	＊BALL BEARING 6306 ＊ﾎﾞｰﾙ ﾍﾞｱﾘﾝｸﾞ 6306	4	●	●	●	●	●	●	●	●	●	●	●	●	●	●	●	●	●	●	●	●	
3-17	1E0-00051-0	＊LABYRINTH PACKING ＊ﾗﾋﾞﾘﾝｽﾊﾟｯｷﾝ	1	●	●	●	●	●	●	●	●	●	●	●	●	●	●	●	●	●	●	●	●	
3-18	951407-0308	＊SPRING PIN 3-8 ＊ｽﾌﾟﾘﾝｸﾞﾋﾟﾝ 3-8	1	●	●	●	●	●	●	●	●	●	●	●	●	●	●	●	●	●	●	●	●	
3-19	151-00053-0	＊O-RING 2-66.5 ＊Oﾘﾝｸﾞ 2-66.5	1	●	●	●	●	●	●	●	●	●	●	●	●	●	●	●	●	●	●	●	●	
3-20	3F3-09060-0	＊OIL PUMP DRIVE GEAR ＊ｵｲﾙﾎﾟﾝﾌﾟﾄﾞﾗｲﾌﾞｷﾞﾔ	1	●	●	●	●	●	●	●	●	●	●	●	●	●	●	●	●	●	●	●	●	
3-21	1C5-00071-0	＊SPACER ＊ｽﾍﾟｰｻ ﾒｲﾝﾍﾞｱﾘﾝｸﾞ	1	●	●	●	●	●	●	●	●	●	●	●	●	●	●	●	●	●	●	●	●	
3-22	1E0-00072-0	＊SPACER t=2 ＊ｽﾍﾟｰｻ ﾄﾞﾗｲﾌﾞｷﾞﾔ t=2	2	●	●	●	●	●	●	●	●	●	●	●	●	●	●	●	●	●	●	●	●	
3-23	151-00121-0	OIL SEAL 30-72-10 ｵｲﾙｼｰﾙ 30-72-10	2	●	●	●	●	●	●	●	●	●	●	●	●	●	●	●	●	●	●	●	●	
3-24	151-00118-0	THRUST PLATE ｽﾗｽﾄﾌﾟﾚｰﾄ	2	●	●	●	●	●	●	●	●	●	●	●	●	●	●	●	●	●	●	●	●	

Fig. 4 INTAKE MANIFOLD
インテークマニホールド

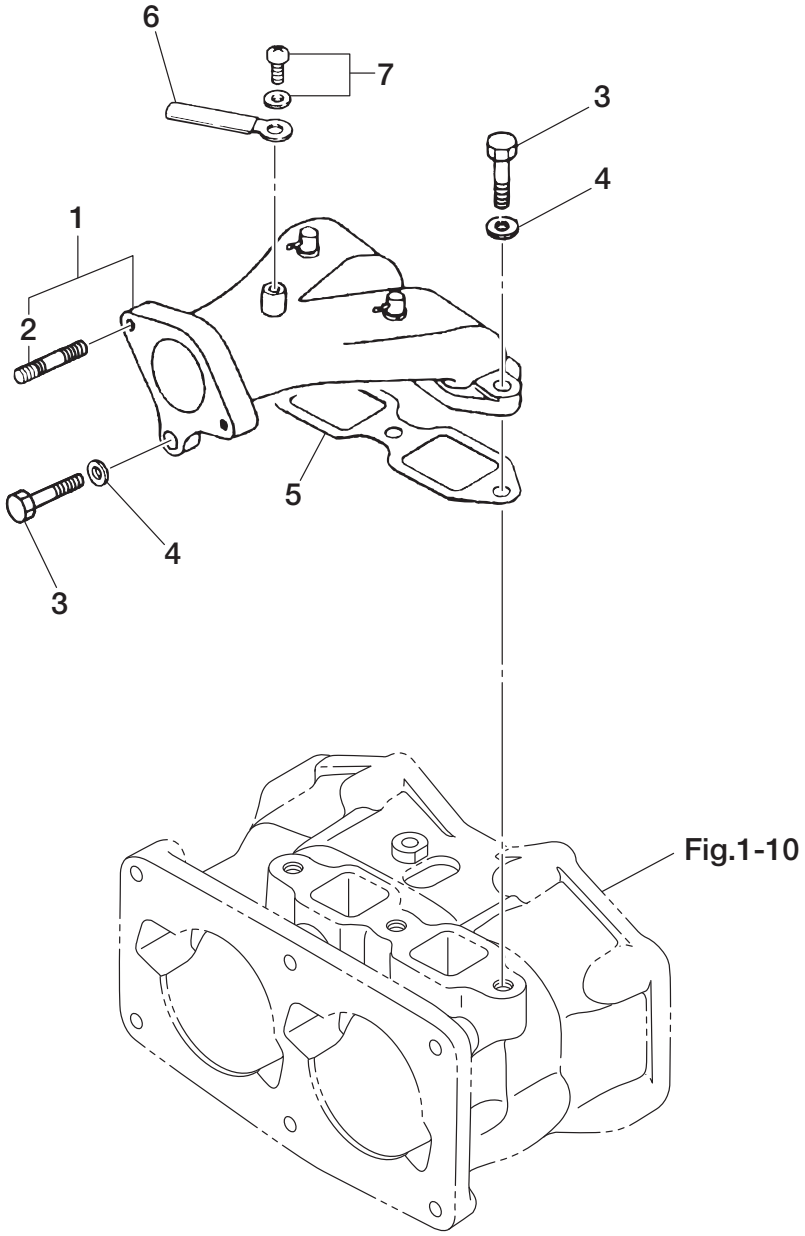

Ref.No. 見出番号		Part No. 部品番号	Description 部品名	Q'ty 個数	Applicable Model/適応モデル																				Remarks 備考
					VC42A	VC52B	VC62B	VC72B	VC42AS	VC52BS	VC62BS	VC72BS	VC62PRO	VC72PRO	VC62PRO Ⅱ	VC72PRO Ⅱ	VC52AM	VC62AM	VC72AM	VC62AS-R	VC72AS-R	VC62AM-R	VC62AM-N	VC72AM-R	
4-1	1	1C5-02010-1	INTAKE MANIFOLD ASSY ｲﾝﾃｰｸﾏﾆﾎｰﾙﾄﾞｱｯｼ	1	●	●	●	●	●	●	●	●	●	●			●	●	●	●	●	●	●	●	except PRO Ⅱ
4-1	2	1R1-02010-0	INTAKE MANIFOLD ASSY ｲﾝﾃｰｸﾏﾆﾎｰﾙﾄﾞｱｯｼ	1											●	●									for PRO Ⅱ
4-2		915321-0618	＊STUD ＊ｽﾀｯﾄﾞ	2	●	●	●	●	●	●	●	●	●	●	●	●	●	●	●	●	●	●	●	●	
4-3		910121-0825	BOLT ﾎﾞﾙﾄ	4	●	●	●	●	●	●	●	●	●	●	●	●	●	●	●	●	●	●	●	●	
4-4		941322-0800	SPRING WASHER ｽﾌﾟﾘﾝｸﾞﾜｯｼｬ	4	●	●	●	●	●	●	●	●	●	●	●	●	●	●	●	●	●	●	●	●	
4-5		638-02012-0	INTAKE MANIFOLD GASKET ｲﾝﾃｰｸﾏﾆﾎｰﾙﾄﾞｶﾞｽｹｯﾄ	1	●	●	●	●	●	●	●	●	●	●	●	●	●	●	●	●	●	●	●	●	
4-6		309-06972-0	CLAMP 6.5-47.5P ｸﾗﾝﾌﾟ 6.5-47.5P	1	●	●	●	●	●	●	●	●	●	●	●	●	●	●	●	●	●	●	●	●	
4-7		921521-5510	SCREW ｽｸﾘｭ	1	●	●	●	●	●	●	●	●	●	●	●	●									

Fig. 5A CARBURETOR
キャブレタ

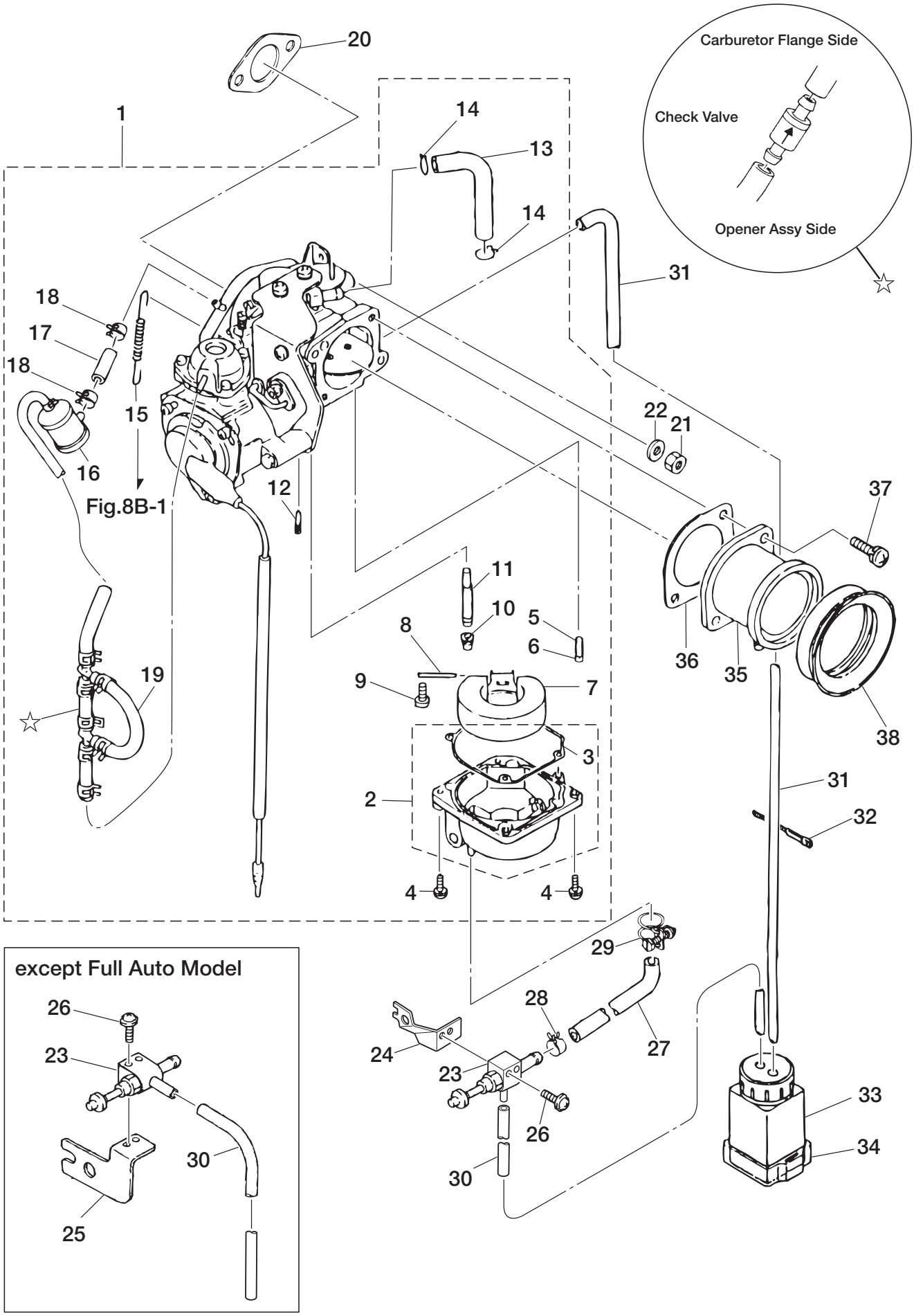

Ref.No. 見出番号		Part No. 部品番号	Description 部 品 名	Q'ty 個数	Applicable Model/適応モデル																				Remarks 備 考
					VC42A	VC52B	VC62B	VC72B	VC42AS	VC52BS	VC62BS	VC72BS	VC62PRO	VC72PRO	VC62PRO Ⅱ	VC72PRO Ⅱ	VC52AM	VC62AM	VC72AM	VC62AS-R	VC72AS-R	VC62AM-R	VC62AM-N	VC72AM-R	
5A-1	1	1E0-03009-5	CARBURETOR ASSY ｷｬﾌﾞﾚﾀｱｯｼ	1					●	●	●	●	●	●	●	●				●	●				for Electric Starter Model
5A-1	2	1E0-03029-5	CARBURETOR ASSY ｷｬﾌﾞﾚﾀｱｯｼ	1	●	●	●	●																	for Recoil Starter Model
5A-2		1E0-03220-0	* FLOAT CHAMBER ASSY * ﾌﾛｰﾄﾁｬﾝﾊﾞｱｯｼ	1	●	●	●	●	●	●	●	●	●	●	●	●	●	●	●	●	●	●	●	●	
5A-3		346-03222-0	** FLOAT CHAMBER O-RING ** ﾌﾛｰﾄﾁｬﾝﾊﾞOﾘﾝｸﾞ	1	●	●	●	●	●	●	●	●	●	●	●	●	●	●	●	●	●	●	●	●	
5A-4		922503-6414	* SCREW * ｽｸﾘｭ	4	●	●	●	●	●	●	●	●	●	●	●	●	●	●	●	●	●	●	●	●	
5A-5		178-03240-0	* FLOAT VALVE * ﾌﾛｰﾄﾊﾞﾙﾌﾞ	1	●	●	●	●	●	●	●	●	●	●	●	●	●	●	●	●	●	●	●	●	
5A-6		344-03244-0	* CLIP * ｸﾘｯﾌﾟ	1	●	●	●	●	●	●	●	●	●	●	●	●	●	●	●	●	●	●	●	●	
5A-7		178-03231-0	* FLOAT * ﾌﾛｰﾄ	1	●	●	●	●	●	●	●	●	●	●	●	●	●	●	●	●	●	●	●	●	
5A-8		346-03232-0	* FLOAT ARM PIN * ﾌﾛｰﾄｱｰﾑﾋﾟﾝ	1	●	●	●	●	●	●	●	●	●	●	●	●	●	●	●	●	●	●	●	●	
5A-9		921521-0408	* SCREW * ｽｸﾘｭ	1	●	●	●	●	●	●	●	●	●	●	●	●	●	●	●	●	●	●	●	●	
5A-10		182-03251-0	* MAIN JET (#115) * ﾒｲﾝｼﾞｪｯﾄ (#115)	1	●	●	●	●	●	●	●	●	●	●	●	●	●	●	●	●	●	●	●	●	
5A-11		182-03252-0	* MAIN NOZZLE * ﾒｲﾝﾉｽﾞﾙ	1	●	●	●	●	●	●	●	●	●	●	●	●	●	●	●	●	●	●	●	●	
5A-12		1E0-03255-0	* SLOW JET (#80) * ｽﾛｰｼﾞｪｯﾄ (#80)	1	●	●	●	●	●	●	●	●	●	●	●	●	●	●	●	●	●	●	●	●	
5A-13		178-03286-0	* RUBBER PIPE * ﾗﾊﾞｰﾊﾟｲﾌﾟ	1	●	●	●	●	●	●	●	●	●	●	●	●	●	●	●	●	●	●	●	●	
5A-14		178-03287-0	* CLIP * ｸﾘｯﾌﾟ	2	●	●	●	●	●	●	●	●	●	●	●	●	●	●	●	●	●	●	●	●	
5A-15		103-07148-0	* SPRING * ｻﾎﾟｰﾄｽﾌﾟﾘﾝｸﾞ	1	●	●	●	●	●	●	●	●	●	●	●				●	●					except VC72/62/52AM, VC72/62AM-R
5A-16		1F2-01140-0	* CHAMBER * ﾁｬﾝﾊﾞｰﾁｪｯｸﾊﾞﾙﾌﾞ	1	●	●	●	●	●	●	●	●	●	●	●				●	●					except VC72/62/52AM, VC72/62AM-R
5A-17		98AP-35-040	* HOSE L=40 * ｺﾞﾑﾎｰｽ L=40	1	●	●	●	●	●	●	●	●	●	●	●				●	●					except VC72/62/52AM, VC72/62AM-R 98AP-351000
5A-18		369-70098-2	* CLIP φ6.8 * ｸﾘｯﾌﾟ φ6.8	2	●	●	●	●	●	●	●	●	●	●	●				●	●					except VC72/62/52AM, VC72/62AM-R
5A-19		1C6-03016-5	* VACUUM PIPE ASSY * ﾊﾞｷｭｰﾑﾊﾟｲﾌﾟｱｯｼ	1	●	●	●	●	●	●	●	●	●	●	●				●	●					except VC72/62/52AM, VC72/62AM-R
5A-20		346-02011-1	CARBURETOR GASKET ｷｬﾌﾞﾚﾀｶﾞｽｹｯﾄ	1	●	●	●	●	●	●	●	●	●	●	●	●	●	●	●	●	●	●	●	●	
5A-21		930121-0600	NUT ﾅｯﾄ	2	●	●	●	●	●	●	●	●	●	●	●	●	●	●	●	●	●	●	●	●	
5A-22		940121-0600	WASHER ﾜｯｼｬ	2	●	●	●	●	●	●	●	●	●	●	●	●	●	●	●	●	●	●	●	●	
5A-23		180-03060-2	DRAIN VALVE ﾄﾞﾚﾝﾊﾞﾙﾌﾞ ｷｬﾌﾞﾚﾀ	1	●	●	●	●	●	●	●	●	●	●	●	●	●	●	●	●	●	●	●	●	
5A-24		1E0-03062-0	BRACKET ﾌﾞﾗｹｯﾄ ﾄﾞﾚﾝﾊﾞﾙﾌﾞ	1													●	●	●			●	●	●	for Full Auto Model
5A-25		1H2-03062-0	BRACKET ﾌﾞﾗｹｯﾄ ﾄﾞﾚﾝﾊﾞﾙﾌﾞ	1	●	●	●	●	●	●	●	●	●	●	●	●				●	●				except Full Auto Model
5A-26		921521-6420	SCREW ｽｸﾘｭ	2	●	●	●	●	●	●	●	●	●	●	●	●	●	●	●	●	●	●	●	●	
5A-27	1	98AB-50-350	HOSE L=350 ｺﾞﾑﾎｰｽ L=350	1	●	●	●	●	●	●	●	●					●	●	●	●	●	●	●	●	except PRO Ⅱ 98AB-501000
5A-27	2	98AB-50-310	HOSE L=310 ｺﾞﾑﾎｰｽ L=310	1									●	●	●	●				●	●	●	●	●	for PRO Ⅱ 98AB-501000
5A-28		3AB-35143-0	CLIP φ9.4 ｸﾘｯﾌﾟ φ9.4	1	●	●	●	●	●	●	●	●	●	●	●	●	●	●	●	●	●	●	●	●	
5A-29		178-01639-0	HOSE CLAMP φ10 ﾎｰｽｸﾗﾝﾌﾟ φ10	1	●	●	●	●	●	●	●	●	●	●	●	●	●	●	●	●	●	●	●	●	
5A-30	1	990805-0230	PIPE L=230 ﾋﾞﾆﾙﾊﾟｲﾌﾟ L=230	1													●	●	●						for Full Auto Model 9908-5-1000
5A-30	2	990805-0260	PIPE L=260 ﾋﾞﾆﾙﾊﾟｲﾌﾟ L=260	1	●	●	●	●	●	●	●	●	●	●	●	●				●	●	●	●	●	except Full Auto Model 9908-5-1000
5A-31		1E0-03201-0	OVERFLOW PIPE L=480 ｵｰﾊﾞｰﾌﾛｰﾊﾟｲﾌﾟ ｷｬﾌﾞﾚﾀ L=480	1	●	●	●	●	●	●	●	●	●	●	●	●	●	●	●	●	●	●	●	●	
5A-32		3T5-84398-0	BAND 104 ﾊﾞﾝﾄﾞﾘｰﾄﾞﾜｲﾔ 104	1	●	●	●	●	●	●	●	●	●	●	●	●	●	●	●	●	●	●	●	●	
5A-33		180-03064-0	POT ﾎﾟｯﾄ ﾄﾞﾚﾝﾊﾞﾙﾌﾞ	1	●	●	●	●	●	●	●	●	●	●	●	●	●	●	●	●	●	●	●	●	
5A-34		180-03065-1	BAND ﾊﾞﾝﾄﾞ ﾎﾟｯﾄ	1	●	●	●	●	●	●	●	●	●	●	●	●	●	●	●	●	●	●	●	●	

Fig. 5A CARBURETOR
キャブレタ

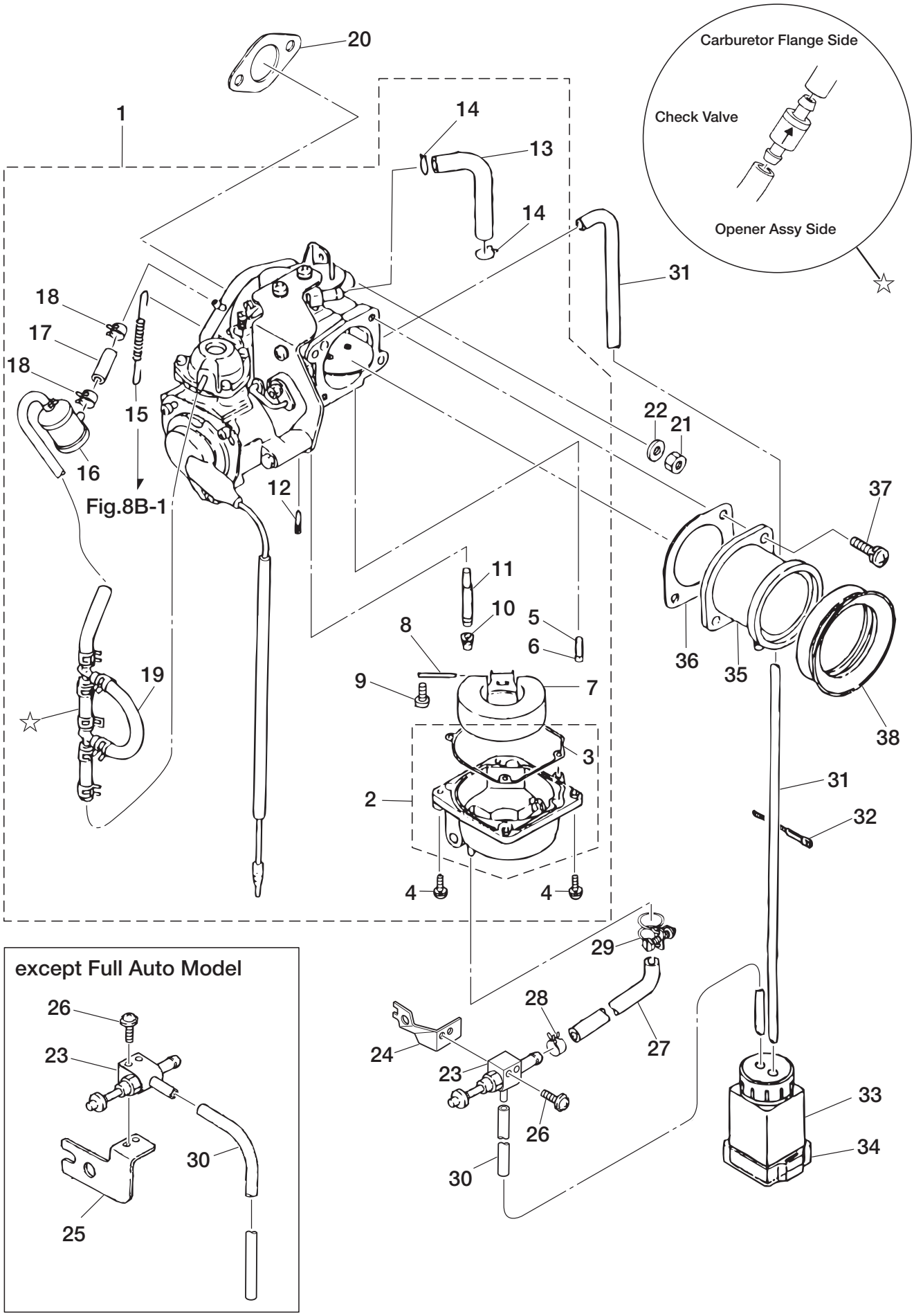

Ref.No. 見出番号	Part No. 部品番号	Description 部　品　名	Q'ty 個数	Applicable Model/適応モデル																				Remarks 備　　考
				VC42A	VC52B	VC62B	VC72B	VC42AS	VC52BS	VC62BS	VC72BS	VC62PRO	VC72PRO	VC62PRO II	VC72PRO II	VC52AM	VC62AM	VC72AM	VC62AS-R	VC72AS-R	VC62AM-R	VC62AM-N	VC72AM-R	
5A-35	638-02601-0	AIR FUNNEL ｴｱﾌｧﾝﾈﾙ	1	●	●	●	●	●	●	●	●	●	●	●	●	●	●	●	●	●	●	●	●	
5A-36	638-02606-0	GASKET ｶﾞｽｹｯﾄ ｴｱﾌｧﾝﾈﾙ	1	●	●	●	●	●	●	●	●	●	●	●	●	●	●	●	●	●	●	●	●	
5A-37	921521-6616	SCREW ｽｸﾘｭ	2	●	●	●	●	●	●	●	●	●	●	●	●	●	●	●	●	●	●	●	●	
5A-38	642-02602-0	AIR FUNNEL RING ｴｱﾌｧﾝﾈﾙﾘﾝｸﾞ	1	●	●	●	●	●	●	●	●	●	●	●	●	●	●	●	●	●	●	●	●	

Fig. 5B CARBURETOR
キャブレタ

VC72~52AM VC72/62AM-R
L1400AM-G

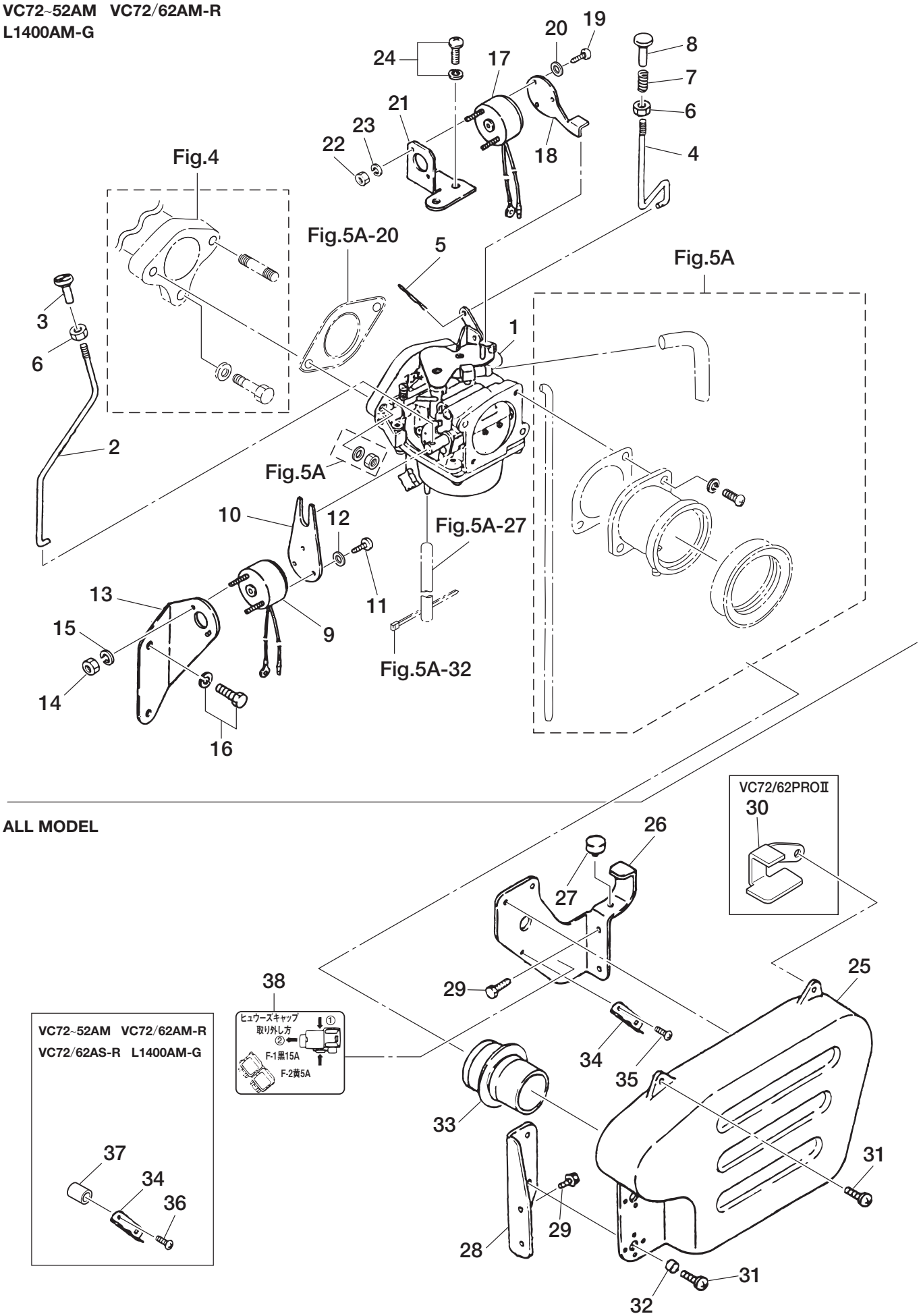

ALL MODEL

Ref.No. 見出番号	Part No. 部品番号	Description 部品名	Q'ty 個数	Applicable Model/適応モデル																				Remarks 備考
				VC42A	VC52B	VC62B	VC72B	VC42AS	VC52BS	VC62BS	VC72BS	VC62PRO	VC72PRO	VC62PRO Ⅱ	VC72PRO Ⅱ	VC52AM	VC62AM	VC72AM	VC62AS-R	VC72AS-R	VC62AM-R	VC62AM-N	VC72AM-R	
5B-1	1F1-03009-0	CARBURETOR ASSY ｷｬﾌﾞﾚﾀｱｯｼ	1													●	●	●			●	●	●	for Full Auto Model
5B-2	1F1-02711-0	ROD ﾛｯﾄﾞ ﾁｮｰｸｺﾝﾄﾛｰﾙ (ｵｰﾄ)	1													●	●	●			●	●	●	
5B-3	660-02703-0	KNOB ﾉﾌﾞ ﾁｮｰｸ	1													●	●	●			●	●	●	
5B-4	1F1-02712-0	ROD ﾛｯﾄﾞ ﾃｨｸﾗｺﾝﾄﾛｰﾙ (ｵｰﾄ)	1													●	●	●			●	●	●	
5B-5	951522-0108	SPLIT PIN 1-8 ｽﾌﾟﾘｯﾄﾋﾟﾝ 1-8	1													●	●	●			●	●	●	
5B-6	930121-0400	NUT ﾅｯﾄ	2													●	●	●			●	●	●	
5B-7	660-02702-0	SPRING ｽﾌﾟﾘﾝｸﾞ ﾉﾌﾞ	1													●	●	●			●	●	●	
5B-8	660-02701-0	KNOB ﾉﾌﾞ ﾃｨｸﾗ	1													●	●	●			●	●	●	
5B-9	188-06571-0	ROTARY SOLENOID ﾛｰﾀﾘｿﾚﾉｲﾄﾞ	1													●	●	●			●	●	●	
5B-10	638-06574-0	CHOKE LEVER ﾁｮｰｸﾚﾊﾞｰ	1													●	●	●			●	●	●	
5B-11	921521-2605	SCREW ｽｸﾘｭ	3													●	●	●			●	●	●	
5B-12	940121-2600	WASHER ﾜｯｼｬ	A													●	●	●			●	●	●	
5B-13	638-06572-1	BRACKET ﾌﾞﾗｹｯﾄ ﾁｮｰｸｿﾚﾉｲﾄﾞ	1													●	●	●			●	●	●	
5B-14	930121-0300	NUT ﾅｯﾄ	2													●	●	●			●	●	●	
5B-15	941322-0300	SPRING WASHER ｽﾌﾟﾘﾝｸﾞﾜｯｼｬ	2													●	●	●			●	●	●	
5B-16	910121-5612	BOLT ﾎﾞﾙﾄ	2													●	●	●			●	●	●	
5B-17	186-06561-0	ROTARY SOLENOID ﾛｰﾀﾘｿﾚﾉｲﾄﾞ	1													●	●	●			●	●	●	
5B-18	638-06563-0	TICKLER LEVER ﾃｨｸﾗﾚﾊﾞｰ	1													●	●	●			●	●	●	
5B-19	921521-2605	SCREW ｽｸﾘｭ	3													●	●	●			●	●	●	
5B-20	940121-2600	WASHER ﾜｯｼｬ	A													●	●	●			●	●	●	
5B-21	638-06562-0	BRACKET ﾌﾞﾗｹｯﾄ ﾃｨｸﾗｿﾚﾉｲﾄﾞ	1													●	●	●			●	●	●	
5B-22	930121-0300	NUT ﾅｯﾄ	2													●	●	●			●	●	●	
5B-23	941322-0300	SPRING WASHER ｽﾌﾟﾘﾝｸﾞﾜｯｼｬ	2													●	●	●			●	●	●	
5B-24	921521-7512	SCREW ｽｸﾘｭ	2													●	●	●			●	●	●	
5B-25	1E0-36021-0	AIR SILENCER ｴｱｻｲﾚﾝｻ	1	●	●	●	●	●	●	●	●	●	●	●	●	●	●	●	●	●	●	●	●	
5B-26	1E0-36030-0	BRACKET ﾌﾞﾗｹｯﾄ A ｴｱｻｲﾚﾝｻ	1	●	●	●	●	●	●	●	●	●	●	●	●	●	●	●	●	●	●	●	●	
5B-27	1E0-09104-0	RUBBER ﾗﾊﾞｰ ｵｲﾙﾀﾝｸ	1	●	●	●	●	●	●	●	●	●	●	●	●	●	●	●	●	●	●	●	●	
5B-28	1E0-36033-1	BRACKET ﾌﾞﾗｹｯﾄ B ｴｱｻｲﾚﾝｻ	1	●	●	●	●	●	●	●	●	●	●	●	●	●	●	●	●	●	●	●	●	
5B-29	910121-5820	BOLT ﾎﾞﾙﾄ	4	●	●	●	●	●	●	●	●	●	●	●	●	●	●	●	●	●	●	●	●	
5B-30	1R1-35042-0	BRACKET ﾌﾞﾗｹｯﾄ	1											●	●									for PRO Ⅱ
5B-31	921521-5616	SCREW ｽｸﾘｭ	5	●	●	●	●	●	●	●	●	●	●	●	●	●	●	●	●	●	●	●	●	
5B-32	174-35012-0	COLLAR 6-8-6 ｶﾗｰ 6-8-6	5	●	●	●	●	●	●	●	●	●	●	●	●	●	●	●	●	●	●	●	●	
5B-33	1E0-36024-0	INLET PIPE ｲﾝﾚｯﾄﾊﾟｲﾌﾟ	1	●	●	●	●	●	●	●	●	●	●	●	●	●	●	●	●	●	●	●	●	
5B-34	3T9-76064-0	FUSE HOLDER BRACKET ﾋｭｰｽﾞﾎﾙﾀﾞﾌﾞﾗｹｯﾄ	1					●	●	●	●	●	●	●	●	●	●	●	●	●	●	●	●	
5B-35	921521-5612	SCREW ｽｸﾘｭ	2					●	●	●	●	●	●	●	●									
5B-36	921521-5620	SCREW ｽｸﾘｭ	2													●	●	●	●	●	●	●	●	for Full Auto & Auto Relay Model
5B-37	1F1-34415-0	SPACER 6.5-10.5-6.5 ｽﾍﾟｰｻ 6.5-10.5-6.5	2													●	●	●	●	●	●	●	●	for Full Auto & Auto Relay Model

Fig. 5B CARBURETOR
キャブレタ

VC72~52AM VC72/62AM-R
L1400AM-G

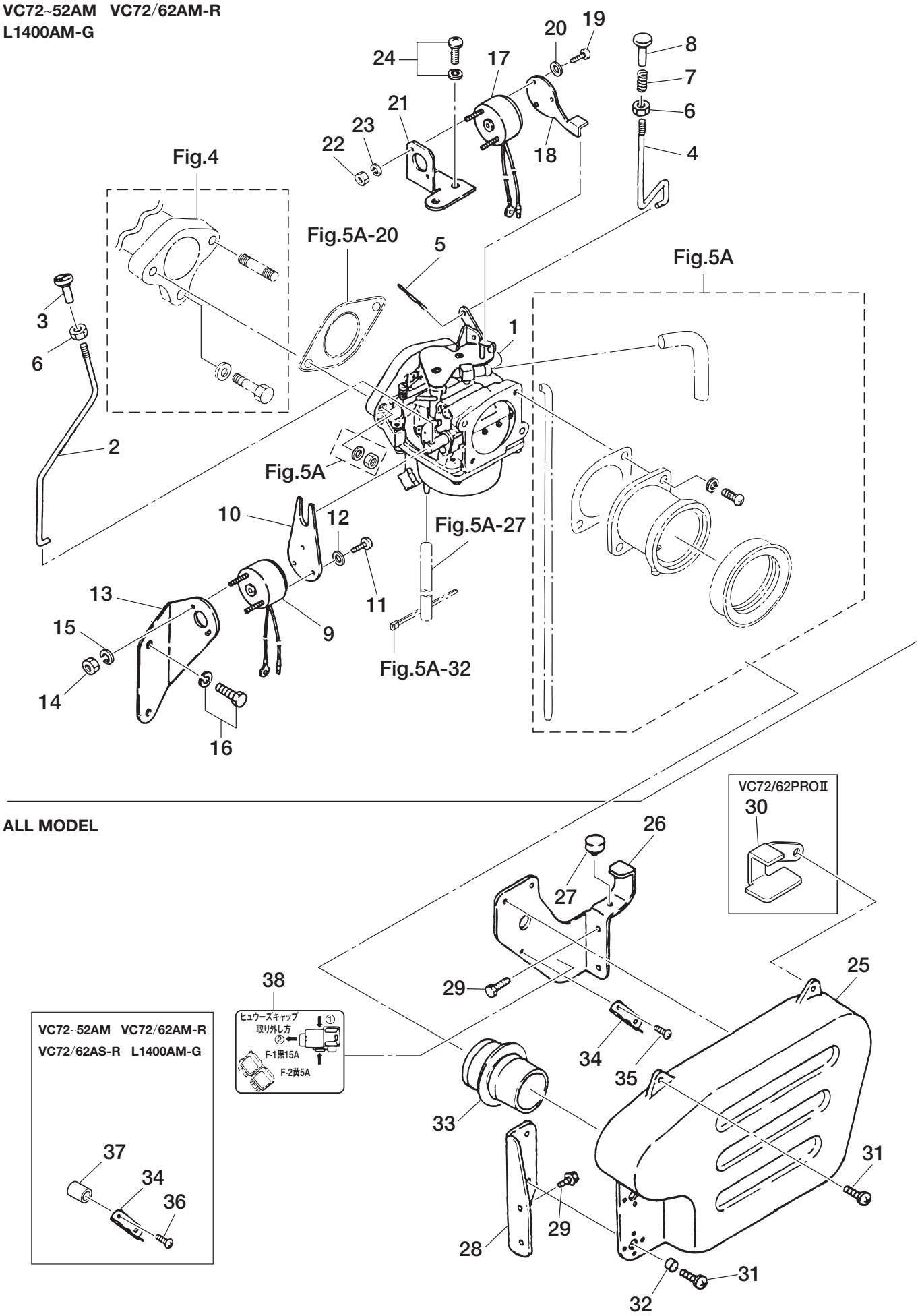

ALL MODEL

Ref.No. 見出番号		Part No. 部品番号	Description 部　品　名	Q'ty 個数	Applicable Model/適応モデル																			Remarks 備　　考
					VC42A	VC52B	VC62B	VC72B	VC42AS	VC52BS	VC62BS	VC72BS	VC62PRO	VC72PRO	VC62PRO II	VC72PRO II	VC52AM	VC62AM	VC72AM	VC62AS-R	VC72AS-R	VC62AM-R	VC62AM-N	VC72AM-R	
5B-38	1	1E0-38016-0	FUSE LABEL ﾋｭｰｽﾞﾗﾍﾞﾙ	1					●	●	●	●	●	●	●	●				●	●				for DO except Recoil Starter & Full Auto Model
5B-38	3	1F1-38016-0	FUSE LABEL ﾋｭｰｽﾞﾗﾍﾞﾙ	1													●	●	●			●	●	●	for DO Full Auto Model

Fig. 6 MUFFLER
マフラ

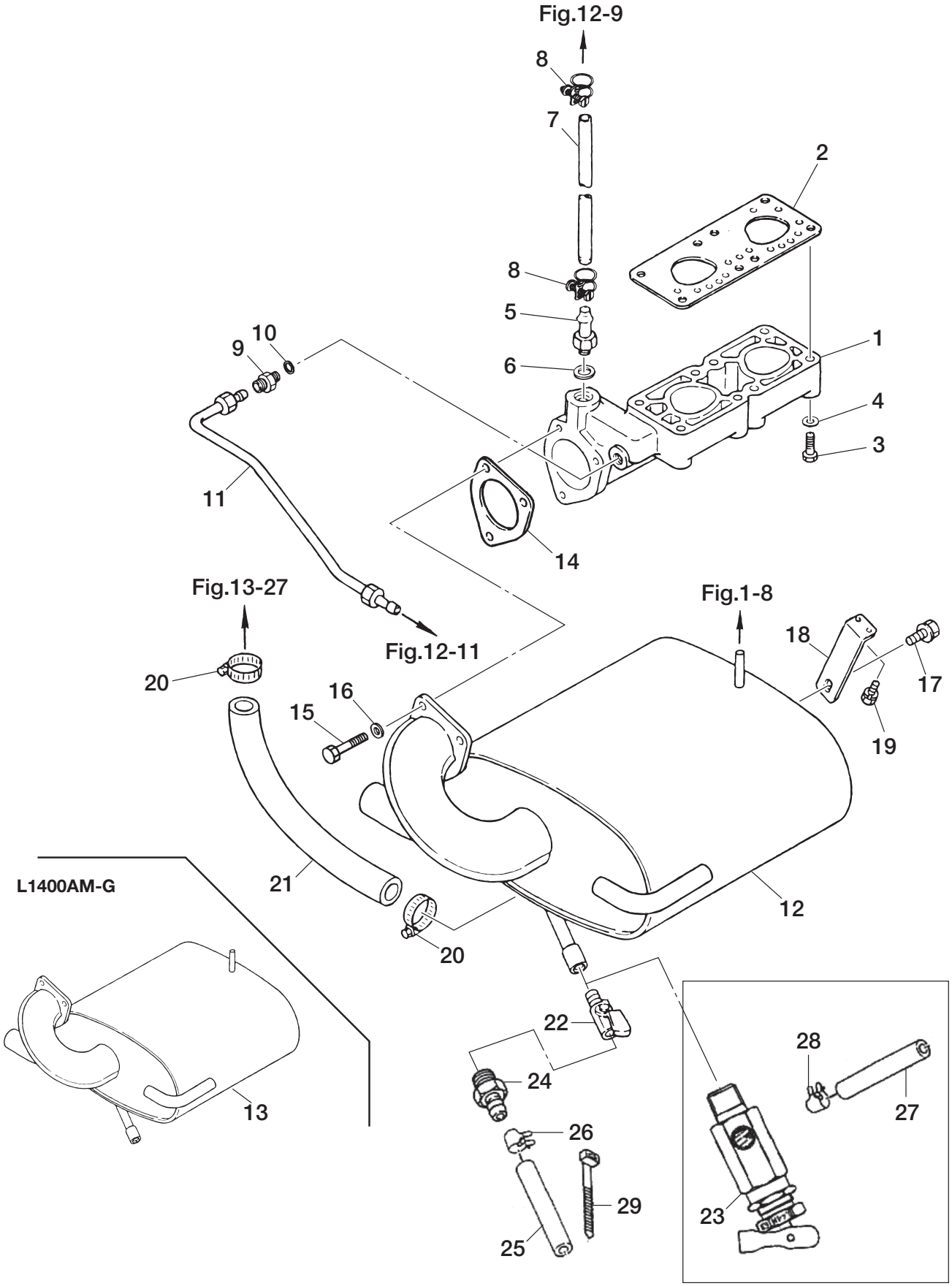

Ref.No. 見出番号	Part No. 部品番号	Description 部 品 名	Q'ty 個数	Applicable Model/適応モデル																			Remarks 備 考
				VC42A	VC52B	VC62B	VC72B	VC42AS	VC52BS	VC62BS	VC72BS	VC62PRO	VC72PRO	VC62PRO II	VC72PRO II	VC52AM	VC62AM	VC72AM	VC62AS-R	VC72AS-R	VC62AM-R	VC62AM-N	VC72AM-R	
6-1	1E0-02330-0	EXHAUST MANIFOLD ｴｷｿﾞｰｽﾄﾏﾆﾎｰﾙﾄﾞ	1	●	●	●	●	●	●	●	●	●	●	●	●	●	●	●	●	●	●	●	●	
6-2	1E0-02331-1	GASKET ｶﾞｽｹｯﾄ ｴｷｿﾞｰｽﾄﾏﾆﾎｰﾙﾄﾞ	1	●	●	●	●	●	●	●	●	●	●	●	●	●	●	●	●	●	●	●	●	
6-3	916124-0850	BOLT ﾎﾞﾙﾄ	8	●	●	●	●	●	●	●	●	●	●	●	●	●	●	●	●	●	●	●	●	
6-4	940121-0800	WASHER ﾜｯｼｬ	8	●	●	●	●	●	●	●	●	●	●	●	●	●	●	●	●	●	●	●	●	
6-5	1E0-01611-0	NIPPLE 10-G3/8 ﾆｯﾌﾟﾙ C 10-G3/8	1	●	●	●	●	●	●	●	●	●	●	●	●	●	●	●	●	●	●	●	●	
6-6	172-01614-0	GASKET 17-24-1 ｶﾞｽｹｯﾄ 17-24-1	1	●	●	●	●	●	●	●	●	●	●	●	●	●	●	●	●	●	●	●	●	
6-7	98AG-95-300	HOSE ｺﾞﾑﾎｰｽ	1	●	●	●	●	●	●	●	●	●	●	●	●	●	●	●	●	●	●	●	●	98AG-951000
6-8	1C7-01634-1	HOSE CLAMP φ16 ﾎｰｽｸﾗﾝﾌﾟ φ16	2	●	●	●	●	●	●	●	●	●	●	●	●	●	●	●	●	●	●	●	●	
6-9	151-01641-0	NIPPLE 1/4 ﾆｯﾌﾟﾙ 1/4	1	●	●	●	●	●	●	●	●	●	●	●	●	●	●	●	●	●	●	●	●	
6-10	152-01612-0	GASKET 12.1-17-0.5 ｶﾞｽｹｯﾄ 12.1-17-0.5	1	●	●	●	●	●	●	●	●	●	●	●	●	●	●	●	●	●	●	●	●	
6-11	1E0-01640-1	CYLINDER BLOCK DRAIN PIPE ASSY ｼﾘﾝﾀﾞﾌﾞﾛｯｸﾄﾞﾚﾝﾊﾟｲﾌﾟｱｯｼ	1	●	●	●	●	●	●	●	●	●	●	●	●	●	●	●	●	●	●	●	●	
6-12	1E0-02366-0	MUFFLER ﾏﾌﾗ	1	●	●	●	●	●	●	●	●	●	●	●	●	●	●	●	●	●	●	●	●	except L1400AM-G
6-14	1E0-02321-0	GASKET ｶﾞｽｹｯﾄ ﾏﾌﾗ	1	●	●	●	●	●	●	●	●	●	●	●	●	●	●	●	●	●	●	●	●	
6-15	910124-0830	BOLT ﾎﾞﾙﾄ	3	●	●	●	●	●	●	●	●	●	●	●	●	●	●	●	●	●	●	●	●	
6-16	940121-0800	WASHER ﾜｯｼｬ	3	●	●	●	●	●	●	●	●	●	●	●	●	●	●	●	●	●	●	●	●	
6-17	910121-5816	BOLT ﾎﾞﾙﾄ	1	●	●	●	●	●	●	●	●	●	●	●	●	●	●	●	●	●	●	●	●	
6-18	642-02329-0	HOLDER ﾎﾙﾀﾞ ﾏﾌﾗ	1	●	●	●	●	●	●	●	●	●	●	●	●	●	●	●	●	●	●	●	●	
6-19	910121-5612	BOLT ﾎﾞﾙﾄ	2	●	●	●	●	●	●	●	●	●	●	●	●	●	●	●	●	●	●	●	●	
6-20	1A6-02374-1	HOSE CLAMP φ27 ﾎｰｽｸﾗﾝﾌﾟ φ27	2	●	●	●	●	●	●	●	●	●	●	●	●	●	●	●	●	●	●	●	●	
6-21	98AT160-270	HOSE ｺﾞﾑﾎｰｽ	1	●	●	●	●	●	●	●	●	●	●	●	●	●	●	●	●	●	●	●	●	98AT1601000
6-22	6B3-30001-0	BALL VALVE 1/4 ﾎﾞｰﾙﾊﾞﾙﾌﾞ 1/4	1	●	●	●	●	●	●	●	●	●	●	●	●	●	●	●	●	●	●	●	●	
6-23	1E0-30212-1	RELEASE VALVE ﾘﾘｰｽﾊﾞﾙﾌﾞ	1	●	●	●	●	●	●	●	●			●	●	●	●	●	●	●	●		●	for DO except L1400AM-G
6-24	1E0-30023-0	NIPPLE 1/4 ﾆｯﾌﾟﾙ 1/4	1	●	●	●	●	●	●	●	●	●	●	●	●	●	●	●	●	●	●	●	●	for DO
6-25	98AB-90-230	HOSE L=230 ｺﾞﾑﾎｰｽ L=230	1	●	●	●	●	●	●	●	●	●	●	●	●	●	●	●	●	●	●	●	●	for DO 98AB-901000
6-26	105-35143-0	CLIP ｸﾘｯﾌﾟ	1	●	●	●	●	●	●	●	●	●	●	●	●	●	●	●	●	●	●	●	●	for DO
6-27	99AB12-0160	PIPE L=160 ﾋﾞﾆﾙﾊﾟｲﾌﾟ L=160	1	●	●	●	●	●	●	●	●			●	●	●	●	●	●	●	●		●	for DO except L1400AM-G 99AB12-1000
6-28	151-31201-0	CLIP φ18.5 ｸﾘｯﾌﾟ φ18.5	1	●	●	●	●	●	●	●	●			●	●	●	●	●	●	●	●		●	for DO except L1400AM-G
6-29	1E0-34147-0	BAND 200 ﾊﾞﾝﾄﾞ ﾘｰﾄﾞﾜｲﾔ 200	1	●	●	●	●	●	●	●	●	●	●	●	●	●	●	●	●	●	●	●	●	for DO

Fig. 7 RECOIL STARTER
リコイルスタータ

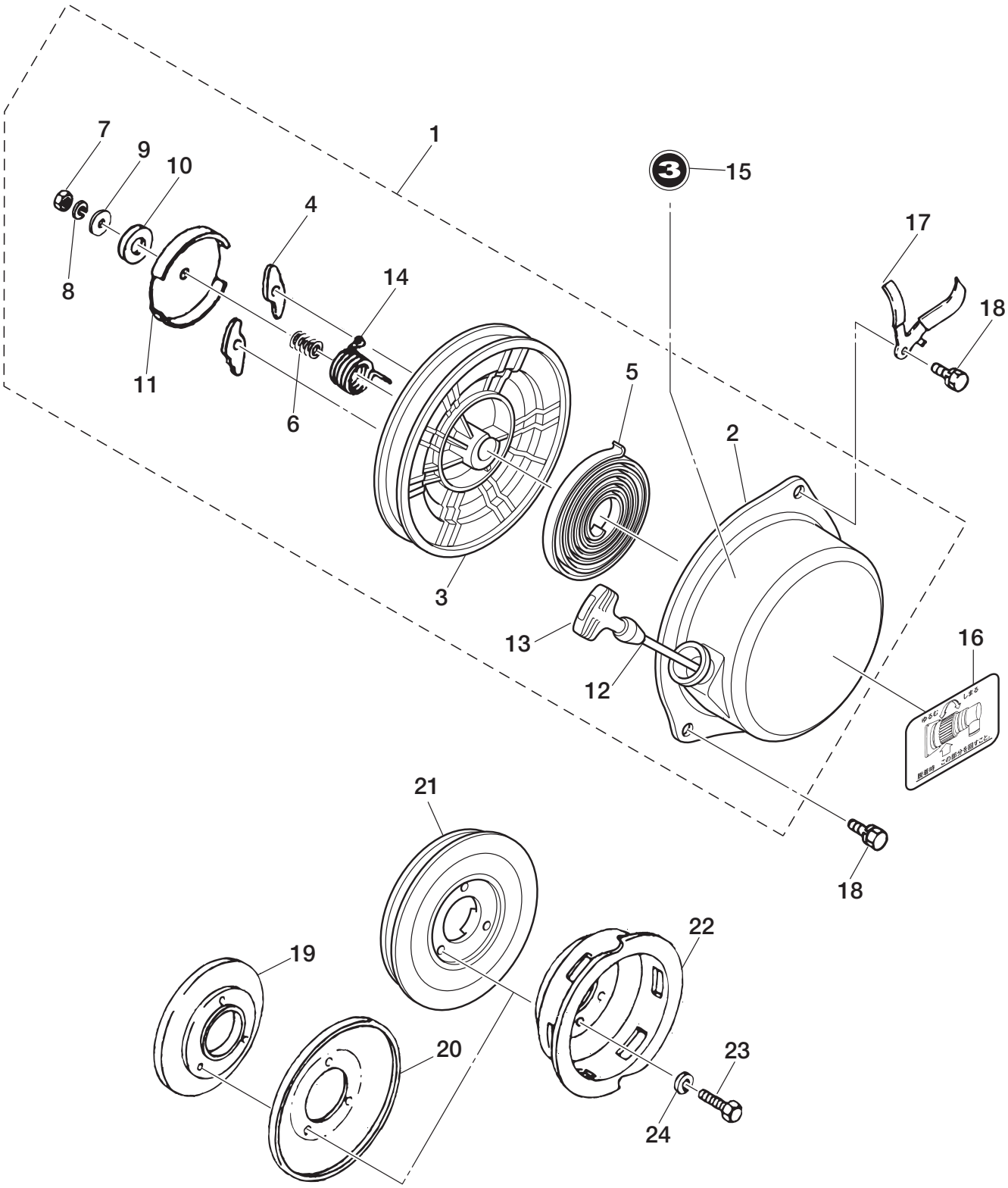

Ref.No. 見出番号		Part No. 部品番号	Description 部品名	Q'ty 個数	Applicable Model/適応モデル																			Remarks 備考
					VC42A	VC52B	VC62B	VC72B	VC42AS	VC52BS	VC62BS	VC72BS	VC62PRO	VC72PRO	VC62PRO Ⅱ	VC72PRO Ⅱ	VC52AM	VC62AM	VC72AM	VC62AS-R	VC72AS-R	VC62AM-R	VC62AM-N	VC72AM-R	
7-1		1D8-05000-0	RECOIL STARTER ASSY ﾘｺｲﾙｽﾀｰﾀｱｯｼ	1	●	●	●	●	●	●	●	●	●	●	●	●	●	●	●	●	●	●	●	●	
7-2		1D8-05001-0	＊STARTER CASE ＊ｽﾀｰﾀｹｰｽ	1	●	●	●	●	●	●	●	●	●	●	●	●	●	●	●	●	●	●	●	●	
7-3		181-05002-0	＊STARTER REEL ＊ｽﾀｰﾀﾘｰﾙ	1	●	●	●	●	●	●	●	●	●	●	●	●	●	●	●	●	●	●	●	●	
7-4		181-05003-0	＊RATCHET ＊ﾗﾁｪｯﾄ	2	●	●	●	●	●	●	●	●	●	●	●	●	●	●	●	●	●	●	●	●	
7-5		181-05004-0	＊STARTER SPRING ＊ｽﾀｰﾀｽﾌﾟﾘﾝｸﾞ	1	●	●	●	●	●	●	●	●	●	●	●	●	●	●	●	●	●	●	●	●	●	
7-6		181-05007-0	＊FRICTION SPRING ＊ﾌﾘｸｼｮﾝｽﾌﾟﾘﾝｸﾞ	1	●	●	●	●	●	●	●	●	●	●	●	●	●	●	●	●	●	●	●	●	●	
7-7		930221-0600	＊NUT ＊ﾅｯﾄ	1	●	●	●	●	●	●	●	●	●	●	●	●	●	●	●	●	●	●	●	●	●	
7-8		941322-0600	＊SPRING WASHER ＊ｽﾌﾟﾘﾝｸﾞﾜｯｼｬ	1	●	●	●	●	●	●	●	●	●	●	●	●	●	●	●	●	●	●	●	●	●	
7-9		181-05008-0	＊WASHER ＊ﾜｯｼｬ A	1	●	●	●	●	●	●	●	●	●	●	●	●	●	●	●	●	●	●	●	●	●	
7-10		181-05009-0	＊WASHER ＊ﾜｯｼｬ B	1	●	●	●	●	●	●	●	●	●	●	●	●	●	●	●	●	●	●	●	●	●	
7-11		181-05006-0	＊FRICTION PLATE ＊ﾌﾘｸｼｮﾝﾌﾟﾚｰﾄ	1	●	●	●	●	●	●	●	●	●	●	●	●	●	●	●	●	●	●	●	●	●	
7-12		181-05013-0	＊STARTER ROPE ＊ｽﾀｰﾀﾛｰﾌﾟ	1	●	●	●	●	●	●	●	●	●	●	●	●	●	●	●	●	●	●	●	●	●	
7-13		122-05010-0	＊STARTER HANDLE ＊ｽﾀｰﾀﾊﾝﾄﾞﾙ	1	●	●	●	●	●	●	●	●	●	●	●	●	●	●	●	●	●	●	●	●	●	
7-14		181-05012-0	＊RETURN SPRING ＊ﾘﾀｰﾝｽﾌﾟﾘﾝｸﾞ	1	●	●	●	●	●	●	●	●	●	●	●	●	●	●	●	●	●	●	●	●	●	
7-15		1E0-38163-0	NUMBER LABEL ③ ﾅﾝﾊﾞｰﾗﾍﾞﾙ ③	1	●	●	●	●	●	●	●	●	●	●	●	●	●				●	●				except VC72/62/52AM, VC72/62AM-R
7-16		1F1-38056-0	LABEL ﾗﾍﾞﾙ 20Pﾘｾﾌﾟﾀｸﾙ	1													●	●	●			●	●	●		for VC72/62/52AM, VC72/62AM-R
7-17		1E0-36075-0	GUIDE ｶﾞｲﾄﾞ ｶｳﾙ	1	●	●	●	●	●	●	●	●	●	●	●	●	●	●	●	●	●	●	●	●		
7-18		910121-5614	BOLT ﾎﾞﾙﾄ	3	●	●	●	●	●	●	●	●	●	●	●	●	●	●	●	●	●	●	●	●	
7-19		151-05901-1	STARTER PULLEY ｽﾀｰﾀﾌﾟｰﾘ A	1	●	●	●	●	●				●	●			●	●	●	●	●	●	●	●	except VC72/62/52BS, PRO Ⅱ
7-20		181-05915-0	DRIVE PULLEY ﾄﾞﾗｲﾌﾞﾌﾟｰﾘ B	1	●	●	●	●	●				●	●			●	●	●	●	●	●	●	●	except VC72/62/52BS, PRO Ⅱ
7-21	1	1K9-05905-0	DRIVE PULLEY ﾄﾞﾗｲﾌﾞﾌﾟｰﾘ	1						●	●	●													for VC72/62/52BS
7-21	2	1R1-05905-0	DRIVE PULLEY φ113 ﾄﾞﾗｲﾌﾞﾌﾟｰﾘ φ113	1											●	●									for PRO Ⅱ
7-22		181-05911-0	DRIVE PULLEY ﾄﾞﾗｲﾌﾞﾌﾟｰﾘ	1	●	●	●	●	●	●	●	●	●	●	●	●	●	●	●	●	●	●	●	●	●	
7-23		916124-0625	BOLT ﾎﾞﾙﾄ	3	●	●	●	●	●	●	●	●	●	●	●	●	●	●	●	●	●	●	●	●	
7-24		941322-0600	SPRING WASHER ｽﾌﾟﾘﾝｸﾞﾜｯｼｬ	3	●	●	●	●	●	●	●	●	●	●	●	●	●	●	●	●	●	●	●	●	

Fig. 8A GOVERNOR
ガバナ

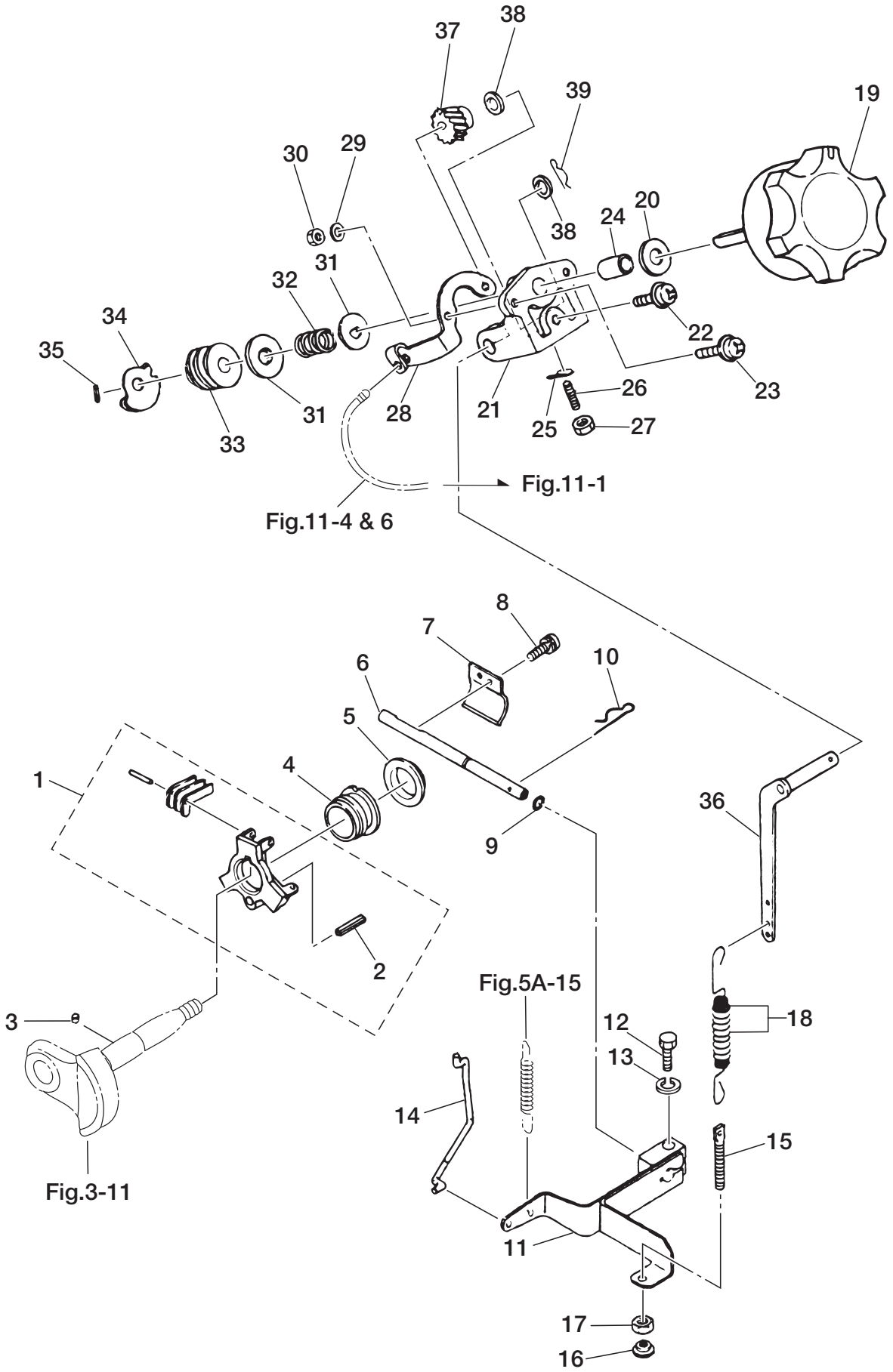

Ref.No. 見出番号	Part No. 部品番号	Description 部品名	Q'ty 個数	Applicable Model/適応モデル																			Remarks 備考
				VC42A	VC52B	VC62B	VC72B	VC42AS	VC52BS	VC62BS	VC72BS	VC62PRO	VC72PRO	VC62PRO II	VC72PRO II	VC52AM	VC62AM	VC72AM	VC62AS-R	VC72AS-R	VC62AM-R	VC62AM-N	VC72AM-R	
8A-1	151-07100-0	GOVERNOR WEIGHT ASSY ｶﾞﾊﾞﾅｳｪｲﾄｱｯｼ	1	●	●	●	●	●	●	●	●	●	●	●	●	●	●	●	●	●	●	●	●	
8A-2	951407-0520	* SPRING PIN 5-20 * ｽﾌﾟﾘﾝｸﾞﾋﾟﾝ 5-20	1	●	●	●	●	●	●	●	●	●	●	●	●	●	●	●	●	●	●	●	●	
8A-3	151-07101-0	PIN 5-5 ﾋﾟﾝ 5-5	1	●	●	●	●	●	●	●	●	●	●	●	●	●	●	●	●	●	●	●	●	
8A-4	151-07103-0	SLIDER ｽﾗｲﾀﾞ	1	●	●	●	●	●	●	●	●	●	●	●	●	●	●	●	●	●	●	●	●	
8A-5	151-07111-0	THRUST WASHER ｽﾗｽﾄﾜｯｼｬ ｶﾞﾊﾞﾅ	1	●	●	●	●	●	●	●	●	●	●	●	●	●	●	●	●	●	●	●	●	
8A-6	151-07121-1	GOVERNOR SHAFT ｶﾞﾊﾞﾅｼｬﾌﾄ	1	●	●	●	●	●	●	●	●	●	●	●	●	●	●	●	●	●	●	●	●	
8A-7	151-07102-1	GOVERNOR ARM ｶﾞﾊﾞﾅｱｰﾑ	1	●	●	●	●	●	●	●	●	●	●	●	●	●	●	●	●	●	●	●	●	
8A-8	921521-6410	SCREW ｽｸﾘｭ	2	●	●	●	●	●	●	●	●	●	●	●	●	●	●	●	●	●	●	●	●	
8A-9	151-07122-0	O-RING 1.5-5.5 Oﾘﾝｸﾞ 1.5-5.5	1	●	●	●	●	●	●	●	●	●	●	●	●	●	●	●	●	●	●	●	●	
8A-10	951622-0600	SNAP PIN d=6 ｽﾅｯﾌﾟﾋﾟﾝ d=6	1	●	●	●	●	●	●	●	●	●	●	●	●	●	●	●	●	●	●	●	●	
8A-11	638-07131-0	GOVERNOR LEVER ｶﾞﾊﾞﾅﾚﾊﾞｰ	1	●	●	●	●	●	●	●	●	●	●	●	●									
8A-12	916124-0625	BOLT ﾎﾞﾙﾄ	1	●	●	●	●	●	●	●	●	●	●	●	●	●	●	●	●	●	●	●	●	
8A-13	941322-0600	SPRING WASHER ｽﾌﾟﾘﾝｸﾞﾜｯｼｬ	1	●	●	●	●	●	●	●	●	●	●	●	●	●	●	●	●	●	●	●	●	
8A-14	638-07132-1	ROD ﾛｯﾄﾞ ｶﾞﾊﾞﾅ	1	●	●	●	●	●	●	●	●	●	●	●	●	●	●	●	●	●	●	●	●	
8A-15	151-07141-0	ADJUSTING BOLT ｱｼﾞｬｽﾄﾎﾞﾙﾄ ｶﾞﾊﾞﾅ	1	●	●	●	●	●	●	●	●	●	●	●	●									
8A-16	151-07142-0	ADJUSTING NUT ｱｼﾞｬｽﾄﾅｯﾄ ｶﾞﾊﾞﾅ	1	●	●	●	●	●	●	●	●	●	●	●	●	●	●	●	●	●	●	●	●	
8A-17	930121-0600	NUT ﾅｯﾄ	1	●	●	●	●	●	●	●	●	●	●	●	●									
8A-18	1E0-07190-0	SPRING ASSY ｽﾌﾟﾘﾝｸﾞｱｯｼ	1	●	●	●	●	●	●	●	●	●	●	●	●	●	●	●	●	●	●	●	●	
8A-19	1E0-07410-0	THROTTLE DIAL ｽﾛｯﾄﾙﾀﾞｲﾔﾙ	1	●	●	●	●	●	●	●	●	●	●	●	●	●	●	●	●	●	●	●	●	
8A-20	174-35064-0	WASHER SPACER 8.5-20-2 ﾜｯｼｬ 8.5-20-2	1	●	●	●	●	●	●	●	●	●	●	●	●	●	●	●	●	●	●	●	●	
8A-21	180-07424-0	HOLDER ﾎﾙﾀﾞ ｽﾛｯﾄﾙ	1	●	●	●	●	●	●	●	●	●	●	●	●	●	●	●	●	●	●	●	●	
8A-22	921521-5610	SCREW ｽｸﾘｭ	1	●	●	●	●	●	●	●	●	●	●	●	●	●	●	●	●	●	●	●	●	
8A-23	921521-5620	SCREW ｽｸﾘｭ	2	●	●	●	●	●	●	●	●	●	●	●	●	●	●	●	●	●	●	●	●	
8A-24	180-07425-1	BUSH 8.4-10-19.5 ﾌﾞｯｼﾝｸﾞ 8.4-10-19.5	1	●	●	●	●	●	●	●	●	●	●	●	●	●	●	●	●	●	●	●	●	
8A-25	180-07421-0	ADJUSTING PLATE ｱｼﾞｬｽﾄﾌﾟﾚｰﾄ	1	●	●	●	●	●	●	●	●	●	●	●	●	●	●	●	●	●	●	●	●	
8A-26	180-07422-0	ADJUSTING SCREW 5-P0.8 ｱｼﾞｬｽﾄｽｸﾘｭ 5-P0.8	1	●	●	●	●	●	●	●	●	●	●	●	●	●	●	●	●	●	●	●	●	
8A-27	930121-0500	NUT ﾅｯﾄ	1	●	●	●	●	●	●	●	●	●	●	●	●	●	●	●	●	●	●	●	●	
8A-28	1C5-07455-0	WIRE BRACKET ﾜｲﾔﾌﾞﾗｹｯﾄ ｽﾛｯﾄﾙﾀﾞｲﾔﾙ	1	●	●	●	●	●	●	●	●	●	●	●	●	●	●	●	●	●	●	●	●	
8A-29	940121-0600	WASHER ﾜｯｼｬ	2	●	●	●	●	●	●	●	●	●	●	●	●	●	●	●	●	●	●	●	●	
8A-30	930121-0600	NUT ﾅｯﾄ	2	●	●	●	●	●	●	●	●	●	●	●	●	●	●	●	●	●	●	●	●	
8A-31	180-07433-0	WASHER ﾜｯｼｬ ｽﾛｯﾄﾙ	2	●	●	●	●	●	●	●	●	●	●	●	●	●	●	●	●	●	●	●	●	
8A-32	180-07434-0	SPRING ｽﾌﾟﾘﾝｸﾞ ｳｫｰﾑ	1	●	●	●	●	●	●	●	●	●	●	●	●	●	●	●	●	●	●	●	●	
8A-33	180-07431-0	WORM GEAR ｳｫｰﾑｷﾞﾔ ｽﾛｯﾄﾙ	1	●	●	●	●	●	●	●	●	●	●	●	●	●	●	●	●	●	●	●	●	
8A-34	1C5-07450-0	WIRE DRUM ﾜｲﾔﾄﾞﾗﾑ	1	●	●	●	●	●	●	●	●	●	●	●	●	●	●	●	●	●	●	●	●	
8A-35	951403-0212	SPRING PIN 2-12 ｽﾌﾟﾘﾝｸﾞﾋﾟﾝ 2-12	1	●	●	●	●	●	●	●	●	●	●	●	●	●	●	●	●	●	●	●	●	
8A-36	1E0-07427-0	CONNECTOR ｺﾈｸﾀ ｶﾞﾊﾞﾅ	1	●	●	●	●	●	●	●	●	●	●	●	●									
8A-37	180-07436-1	WORM WHEEL ｳｫｰﾑﾎｲﾙ ｽﾛｯﾄﾙ	1	●	●	●	●	●	●	●	●	●	●	●	●	●	●	●	●	●	●	●	●	

Fig. 8A GOVERNOR
ガバナ

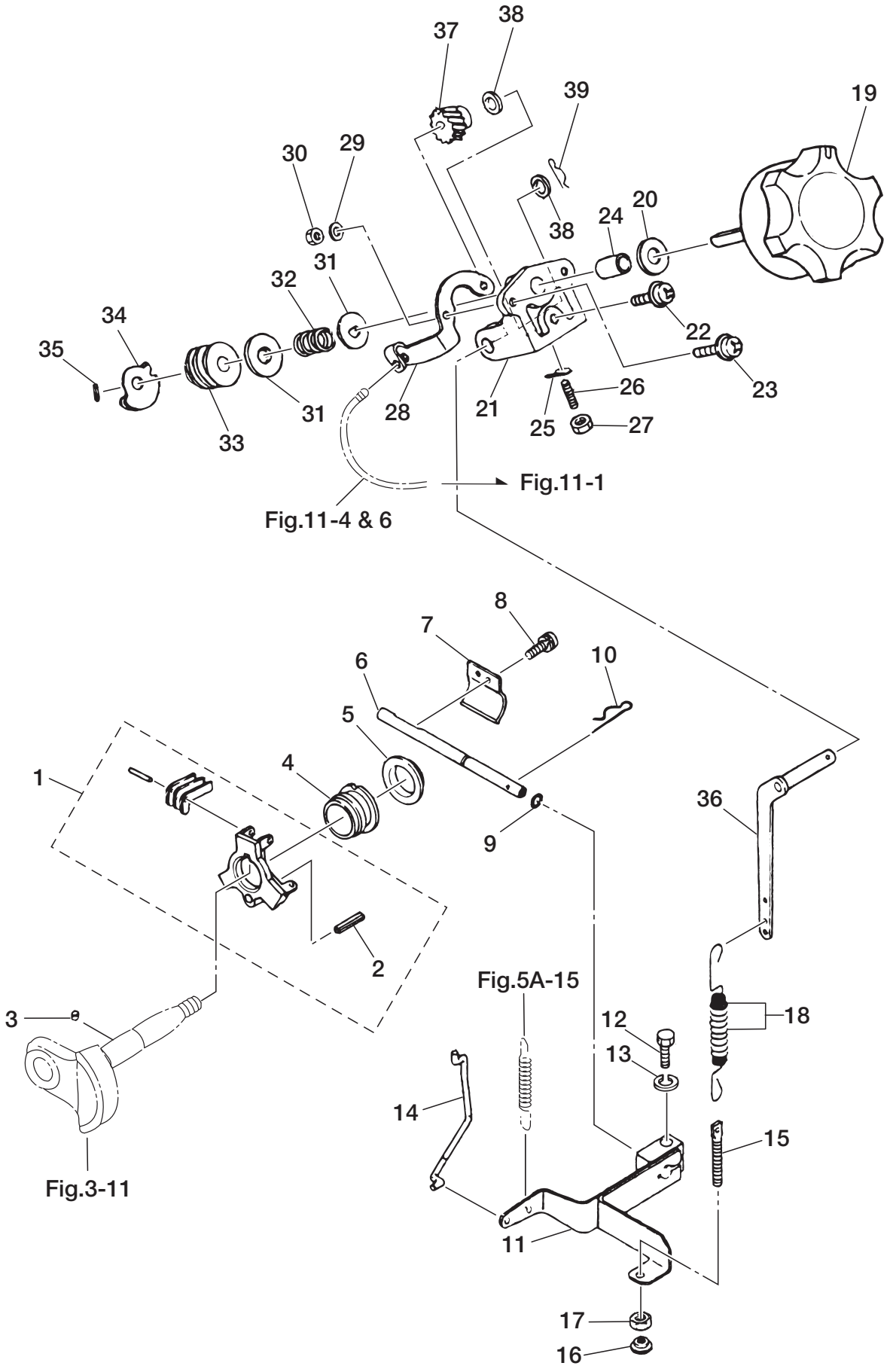

Ref.No. 見出番号	Part No. 部品番号	Description 部品名	Q'ty 個数	Applicable Model/適応モデル																				Remarks 備考
				VC42A	VC52B	VC62B	VC72B	VC42AS	VC52BS	VC62BS	VC72BS	VC62PRO	VC72PRO	VC62PRO II	VC72PRO II	VC52AM	VC62AM	VC72AM	VC62AS-R	VC72AS-R	VC62AM-R	VC62AM-N	VC72AM-R	
8A-38	180-07437-0	WASHER 8.5-14-1 ﾜｯｼｬ ｳｫｰﾑﾎｲﾙ 8.5-14-1	2	●	●	●	●	●	●	●	●	●	●	●	●	●	●	●	●	●	●	●	●	
8A-39	951622-0600	SNAP PIN d=6 ｽﾅｯﾌﾟﾋﾟﾝ d=6	1	●	●	●	●	●	●	●	●	●	●	●	●	●	●	●	●	●	●	●	●	

Fig. 8B GOVERNOR
ガバナ

VC72~52AM VC72/62AM-R VC72/62AS-R

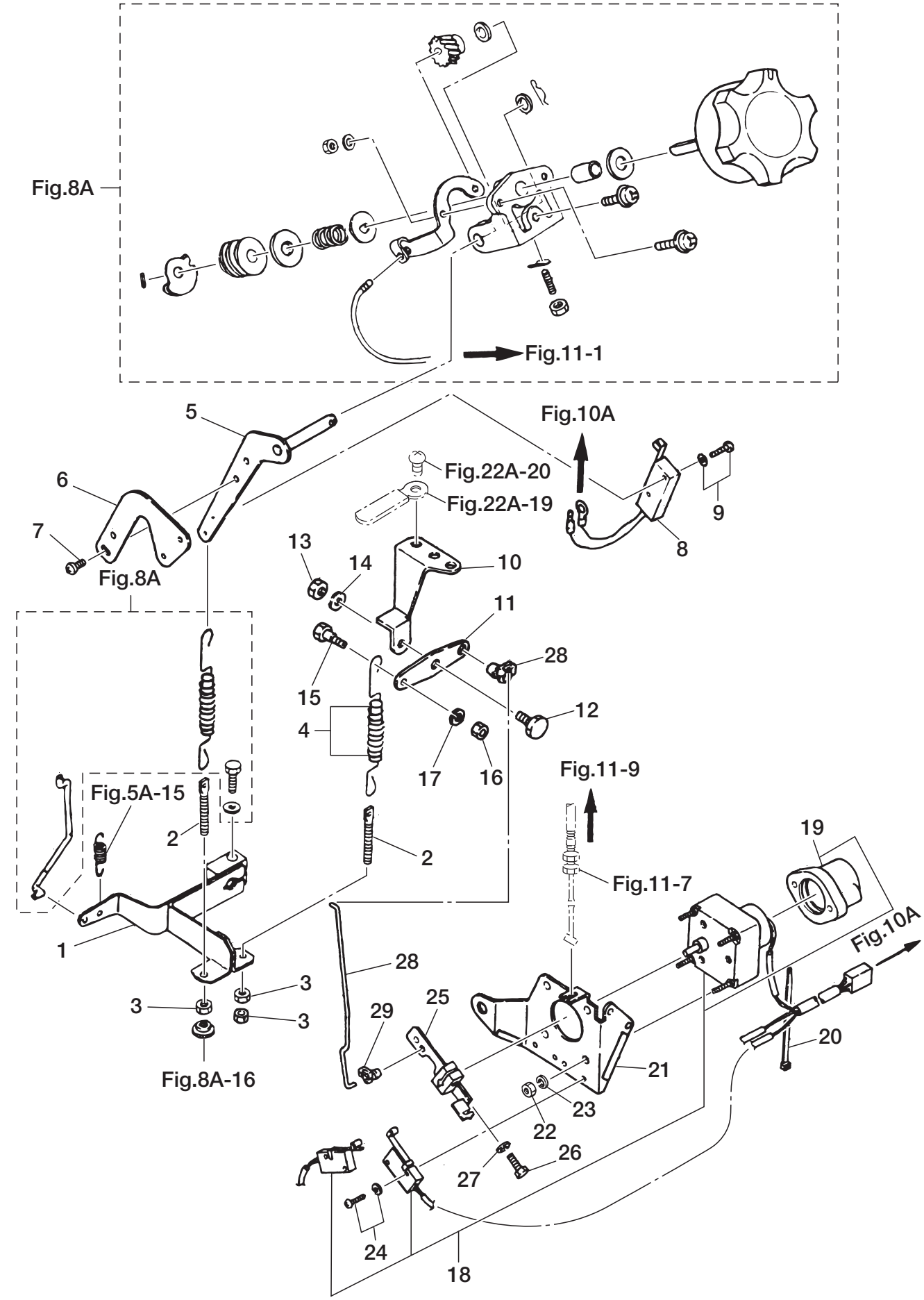

Ref.No. 見出番号	Part No. 部品番号	Description 部品名	Q'ty 個数	Applicable Model/適応モデル																				Remarks 備考
				VC42A	VC52B	VC62B	VC72B	VC42AS	VC52BS	VC62BS	VC72BS	VC62PRO	VC72PRO	VC62PRO II	VC72PRO II	VC52AM	VC62AM	VC72AM	VC62AS-R	VC72AS-R	VC62AM-R	VC62AM-N	VC72AM-R	
8B-1	674-07131-0	GOVERNOR LEVER ｶﾞﾊﾞﾅﾚﾊﾞｰ	1													●	●	●	●	●	●	●	●	
8B-2	151-07141-0	ADJUSTING BOLT ｱｼﾞｬｽﾄﾎﾞﾙﾄ ｶﾞﾊﾞﾅ	2													●	●	●	●	●	●	●	●	
8B-3	930121-0600	NUT ﾅｯﾄ	3													●	●	●	●	●	●	●	●	
8B-4	1F1-07190-0	SPRING ASSY ｽﾌﾟﾘﾝｸﾞｱｯｼ	1													●	●	●	●	●	●	●	●	
8B-5	1F1-07427-0	CONNECTOR ｺﾈｸﾀ ｶﾞﾊﾞﾅ	1													●	●	●	●	●	●	●	●	
8B-6	1F1-07535-1	BRACKET ﾌﾞﾗｹｯﾄ ｽｲｯﾁ	1													●	●	●			●	●	●	for VC72/62/52AM, VC72/62AM-R
8B-7	921521-5510	SCREW ｽｸﾘｭ	2													●	●	●			●	●	●	for VC72/62/52AM, VC72/62AM-R
8B-8	1F1-34360-0	SWITCH ﾓﾆﾀｽｲｯﾁ	1													●	●	●			●	●	●	for VC72/62/52AM, VC72/62AM-R
8B-9	921521-5316	SCREW ｽｸﾘｭ	2													●	●	●			●	●	●	for VC72/62/52AM, VC72/62AM-R
8B-10	1F1-07504-0	BRACKET ﾌﾞﾗｹｯﾄ ｽﾛｯﾄﾙｱｰﾑ	1													●	●	●	●	●	●	●	●	
8B-11	674-07502-2	THROTTLE ARM ｽﾛｯﾄﾙｱｰﾑ	1													●	●	●	●	●	●	●	●	
8B-12	3V9-05254-0	SHOULDER BOLT 6-8 ｼｮﾙﾀﾞﾎﾞﾙﾄ 6-8	1													●	●	●	●	●	●	●	●	
8B-13	930121-0600	NUT ﾅｯﾄ	1													●	●	●	●	●	●	●	●	
8B-14	940121-0600	WASHER ﾜｯｼｬ	1													●	●	●	●	●	●	●	●	
8B-15	674-07503-0	BOLT ﾎﾞﾙﾄ ｽﾌﾟﾘﾝｸﾞｶﾞﾊﾞﾅ	1													●	●	●	●	●	●	●	●	
8B-16	930121-0400	NUT ﾅｯﾄ	1													●	●	●	●	●	●	●	●	
8B-17	941322-0400	SPRING WASHER ｽﾌﾟﾘﾝｸﾞﾜｯｼｬ	1													●	●	●	●	●	●	●	●	
8B-18	674-07509-0	THROTTLE MOTOR ASSY ｽﾛｯﾄﾙﾓｰﾀｱｯｼ	1													●	●	●	●	●	●	●	●	
8B-19	621-30172-0	* COVER * ｶﾊﾞｰ ﾌﾟﾚｯｼｬｽｲｯﾁ	1													●	●	●	●	●	●	●	●	
8B-20	353-84398-0	BAND 100 ﾊﾞﾝﾄﾞ ﾘｰﾄﾞﾜｲﾔ 100	1													●	●	●	●	●	●	●	●	
8B-21	1F1-07508-1	BRACKET ﾌﾞﾗｹｯﾄ ｽﾛｯﾄﾙﾓｰﾀ	1													●	●	●	●	●	●	●	●	
8B-22	930121-0400	NUT ﾅｯﾄ	4													●	●	●	●	●	●	●	●	
8B-23	941322-0400	SPRING WASHER ｽﾌﾟﾘﾝｸﾞﾜｯｼｬ	4													●	●	●	●	●	●	●	●	
8B-24	921521-5316	SCREW ｽｸﾘｭ	4													●	●	●	●	●	●	●	●	
8B-25	1F1-07511-0	THROTTLE LEVER ｽﾛｯﾄﾙﾚﾊﾞｰ	1													●	●	●	●	●	●	●	●	
8B-26	916124-0625	BOLT ﾎﾞﾙﾄ	1													●	●	●	●	●	●	●	●	
8B-27	940121-0600	WASHER ﾜｯｼｬ	1													●	●	●	●	●	●	●	●	
8B-28	1F1-07515-0	ROD ﾛｯﾄﾞ ｽﾛｯﾄﾙ	1													●	●	●	●	●	●	●	●	
8B-29	345-05223-1	ROD SNAP 3.5-2 ﾛｯﾄﾞｽﾅｯﾌﾟ 3.5-2	2													●	●	●	●	●	●	●	●	

Fig. 9 MAGNETO
マグネト

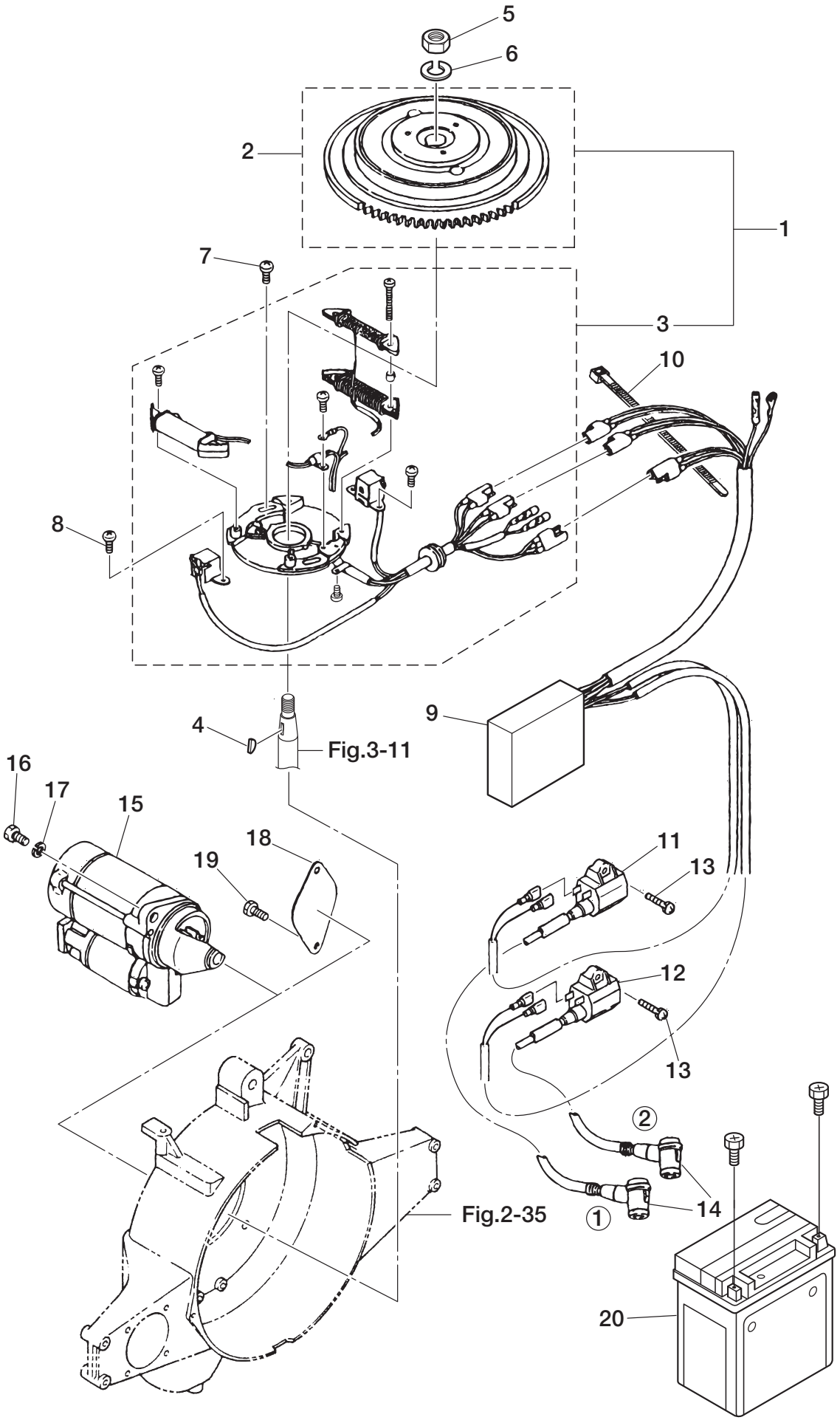

Ref.No. 見出番号		Part No. 部品番号	Description 部　品　名	Q'ty 個数	Applicable Model/適応モデル																			Remarks 備　考
					VC42A	VC52B	VC62B	VC72B	VC42AS	VC52BS	VC62BS	VC72BS	VC62PRO	VC72PRO	VC62PRO II	VC72PRO II	VC52AM	VC62AM	VC72AM	VC62AS-R	VC72AS-R	VC62AM-R	VC62AM-N	VC72AM-R	
9-1		1E2-06000-0	FLYWHEEL MAGNETO ASSY ﾌﾗｲﾎｲﾙﾏｸﾞﾈﾄｱｯｼ	1	●	●	●	●	●	●	●	●	●	●	●	●	●	●	●	●	●	●	●	●	
9-2		1E2-06008-0	＊FLYWHEEL ＊ﾌﾗｲﾎｲﾙ	1	●	●	●	●	●	●	●	●	●	●	●	●	●	●	●	●	●	●	●	●	
9-3		1C6-06002-0	＊COIL PLATE ASSY W/ALTERNATOR ＊ｺｲﾙﾌﾟﾚｰﾄｱｯｼ (W/ｵﾙﾀﾈｰﾀ)	1	●	●	●	●	●	●	●	●	●	●	●	●	●	●	●	●	●	●	●	●	
9-4		658-30061-0	KEY ｷｰ (ﾎﾟﾝﾌﾟ/ﾏｸﾞﾈｯﾄ)	1	●	●	●	●	●	●	●	●	●	●	●	●	●	●	●	●	●	●	●	●	Crank Shaft
9-5		930124-1600	NUT 16-P1.5 ﾅｯﾄ 16-P1.5	1	●	●	●	●	●	●	●	●	●	●	●	●	●	●	●	●	●	●	●	●	
9-6		940121-1600	WASHER ﾜｯｼｬ	1	●	●	●	●	●	●	●	●	●	●	●	●	●	●	●	●	●	●	●	●	
9-7		921521-7520	SCREW ｽｸﾘｭ	2	●	●	●	●	●	●	●	●	●	●	●	●	●	●	●	●	●	●	●	●	
9-8		921521-7516	SCREW ｽｸﾘｭ	4	●	●	●	●	●	●	●	●	●	●	●	●	●	●	●	●	●	●	●	●	
9-9		1C6-06060-1	CD UNIT CDﾕﾆｯﾄ	1	●	●	●	●	●	●	●	●	●	●	●	●	●	●	●	●	●	●	●	●	CU2202
9-10		1H2-31534-0	LEAD WIRE BAND 300 ﾘｰﾄﾞﾜｲﾔﾊﾞﾝﾄﾞ 300	1	●	●	●	●	●	●	●	●	●	●	●	●	●	●	●	●	●	●	●	●	
9-11		1E0-06051-0	IGNITION COIL #1 ｲｸﾞﾆｯｼｮﾝｺｲﾙ (#1)	1	●	●	●	●	●	●	●	●	●	●	●	●	●	●	●	●	●	●	●	●	
9-12		1E0-06055-0	IGNITION COIL ASSY #2 ｲｸﾞﾆｯｼｮﾝｺｲﾙｱｯｼ (#2)	1	●	●	●	●	●	●	●	●	●	●	●	●	●	●	●	●	●	●	●	●	
9-13		921521-5618	SCREW ｽｸﾘｭ	2	●	●	●	●	●	●	●	●	●	●	●	●	●	●	●	●	●	●	●	●	
9-14		346-06999-0	PLUG CAP W/RESISTANCE ﾌﾟﾗｸﾞｷｬｯﾌﾟ (W/ﾚｼﾞｽﾀﾝｽ)	2	●	●	●	●	●	●	●	●	●	●	●	●	●	●	●	●	●	●	●	●	
9-15		176-06300-0	STARTER MOTOR ASSY ｽﾀｰﾀﾓｰﾀｱｯｼ	1					●	●	●	●	●	●	●	●	●	●	●	●	●	●	●	●	for Electric Starter Model
9-16		151-06301-0	BOLT 10-25 ﾎﾞﾙﾄ 10-25	2					●	●	●	●	●	●	●	●	●	●	●	●	●	●	●	●	for Electric Starter Model
9-17		940121-1000	WASHER ﾜｯｼｬ	2	●	●	●	●	●	●	●	●	●	●	●	●	●	●	●	●	●	●	●	●	
9-18		151-06309-0	COVER ｶﾊﾞｰ ｾﾙｽﾀｰﾀｹｰｽ	1	●	●	●	●																	for Recoil Starter Model
9-19		910121-1020	BOLT ﾎﾞﾙﾄ	2	●	●	●	●																	for Recoil Starter Model
9-20	1	1F1-06310-0	BATTERY FTZ16-BS ﾊﾞｯﾃﾘ FTZ16-BS	1					●	●	●	●	●	●	●	●	●	●	●	●	●	●	●	●	for DO

Fig. 10A ELECTRIC PARTS
エレクトリックパーツ

VC72~52AM VC72/62AM-R
VC72/62AS-R L1400AM-G

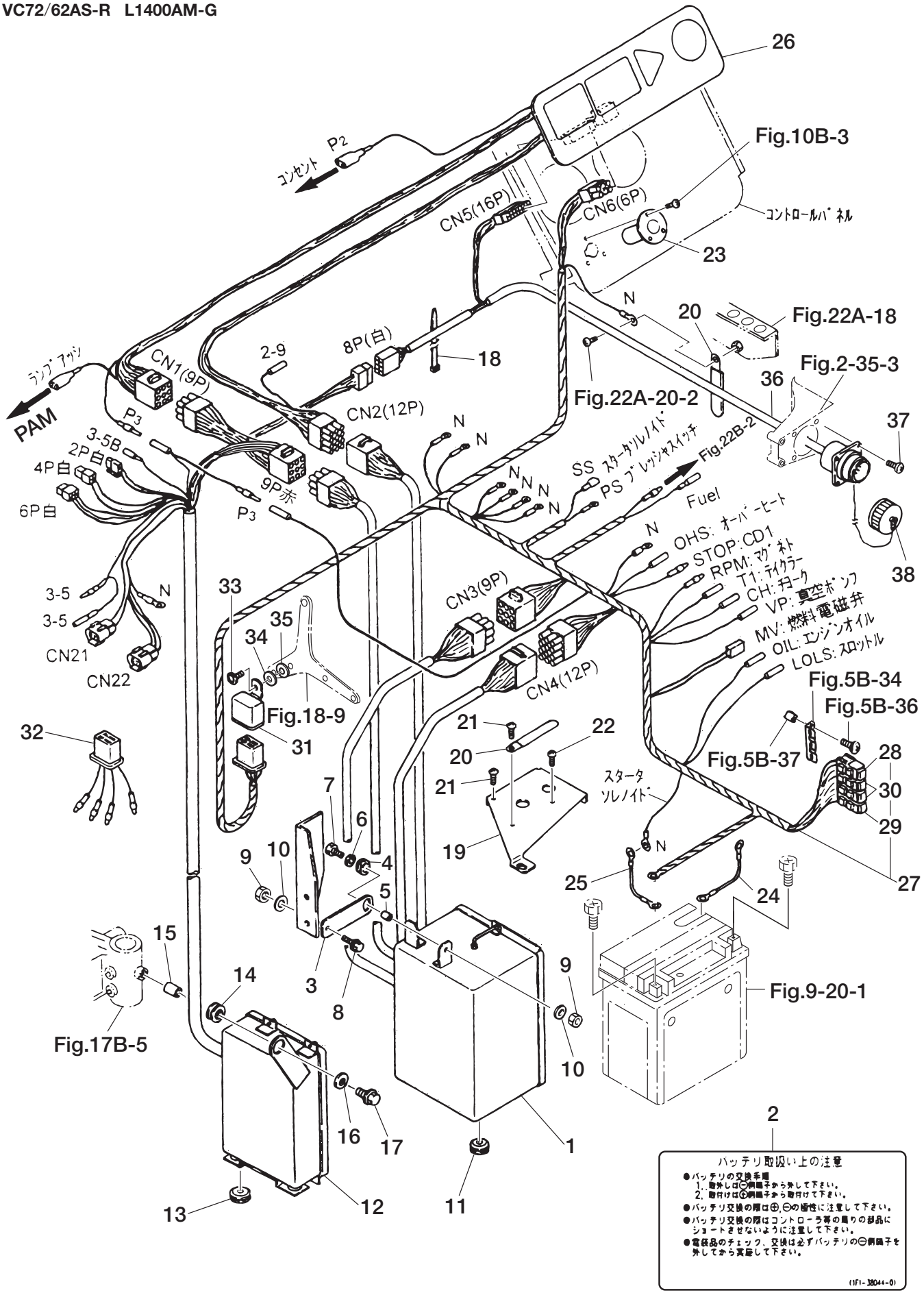

Ref.No. 見出番号		Part No. 部品番号	Description 部　品　名	Q'ty 個数	Applicable Model/適応モデル																				Remarks 備　考
					VC42A	VC52B	VC62B	VC72B	VC42AS	VC52BS	VC62BS	VC72BS	VC62PRO	VC72PRO	VC62PRO II	VC72PRO II	VC52AM	VC62AM	VC72AM	VC62AS-R	VC72AS-R	VC62AM-R	VC62AM-N	VC72AM-R	
10A-1	1	1F1-34410-2	CONTROLLER ASSY MR-1-T4 ｺﾝﾄﾛｰﾗｱｯｼ MR-1-T4	1													●	●	●			●	●	●	for Full Auto Model except L1400AM-G
10A-2	1	1F1-38044-0	BATTERY CAUTION LABEL ﾊﾞｯﾃﾘｺｰｼｮﾝﾗﾍﾞﾙ	1													●	●	●			●	●	●	for Full Auto Model
10A-2	2	1F1-38044-0	BATTERY CAUTION LABEL ﾊﾞｯﾃﾘｺｰｼｮﾝﾗﾍﾞﾙ	1																●	●				for Auto Relay Model
10A-3		1F1-34416-0	BRACKET ﾌﾞﾗｹｯﾄ ｺﾝﾄﾛｰﾗ	1													●	●	●			●	●	●	for Full Auto Model
10A-4		174-35011-0	GROMMET 17-10-1 ｸﾞﾛﾒｯﾄ 17-10-1	1													●	●	●			●	●	●	for Full Auto Model
10A-5		624-34415-0	SPACER 6-8-8.5 ｶﾗｰ 6-8-8.5	1													●	●	●			●	●	●	for Full Auto Model
10A-6		151-32053-0	WASHER 6-22-1.6 ﾜｯｼｬ 6-22-1.6	1													●	●	●			●	●	●	for Full Auto Model
10A-7		910121-0618	BOLT ﾎﾞﾙﾄ	1													●	●	●			●	●	●	for Full Auto Model
10A-8		910121-5612	BOLT ﾎﾞﾙﾄ	1													●	●	●			●	●	●	for Full Auto Model
10A-9		930121-0600	NUT ﾅｯﾄ	2													●	●	●			●	●	●	for Full Auto Model
10A-10		940121-0600	WASHER ﾜｯｼｬ	2													●	●	●			●	●	●	for Full Auto Model
10A-11		126-35063-0	MOUNT RUBBER ﾏｳﾝﾄﾗﾊﾞｰ A	4													●	●	●			●	●	●	for Full Auto Model
10A-12	1	686-34430-1	THROTTLE CONTROLLER ASSY ROMGHA0107(SRC-C) ｽﾛｯﾄﾙｺﾝﾄﾛｰﾗｱｯｼ ROMGHA0107(SRC-C)	1													●	●	●			●		●	for Full Auto Model except L1400AM-G
10A-12	2	1D9-34430-1	THROTTLE CONTROLLER ASSY ROMGLA0105(SRC-S) ｽﾛｯﾄﾙｺﾝﾄﾛｰﾗｱｯｼ ROMGLA0105(SRC-S)	1																●	●				for Auto Relay Model
10A-13		126-35063-0	MOUNT RUBBER ﾏｳﾝﾄﾗﾊﾞｰ A	2													●	●	●	●	●	●	●	●	for Full Auto & Auto Relay Model except L1400AM-G
10A-14		338-67163-0	GROMMET 18-2.5 ｸﾞﾛﾒｯﾄ 18-2.5	1													●	●	●	●	●	●	●	●	for Full Auto & Auto Relay Model except L1400AM-G
10A-15		1F1-34415-0	SPACER 6.5-10.5-6.5 ｶﾗｰ 6.5-10.5-6.5	1													●	●	●	●	●	●	●	●	for Full Auto & Auto Relay Model except L1400AM-G
10A-16		346-67115-0	WASHER 6.5-21-1 ﾜｯｼｬ 6.5-21-1	1													●	●	●	●	●	●	●	●	for Full Auto & Auto Relay Model except L1400AM-G
10A-17		910121-5616	BOLT ﾎﾞﾙﾄ	1													●	●	●	●	●	●	●	●	for Full Auto & Auto Relay Model except L1400AM-G
10A-18		178-34147-0	BAND 200 ﾊﾞﾝﾄﾞ ﾘｰﾄﾞﾜｲﾔ 200	1													●	●	●	●	●	●	●	●	for Full Auto & Auto Relay Model except L1400AM-G
10A-19		1F1-35055-0	ENGINE COVER ｴﾝｼﾞﾝｶﾊﾞｰ ﾜｲﾔﾊｰﾈｽ	1													●	●	●	●	●	●	●	●	for Full Auto & Auto Relay Model
10A-20		398-06972-0	CLAMP 6.5-67P ｸﾗﾝﾌﾟ 6.5-67P	2													●	●	●	●	●	●	●	●	for Full Auto & Auto Relay Model except L1400AM-G
10A-21		921521-5612	SCREW ｽｸﾘｭ	2													●	●	●	●	●	●	●	●	for Full Auto & Auto Relay Model except L1400AM-G
10A-22		921521-5512	SCREW ｽｸﾘｭ	1													●	●	●	●	●	●	●	●	for Full Auto & Auto Relay Model
10A-23		186-34000-0	RECEPTACLE ASSY ｺﾝｾﾝﾄｱｯｼ	1													●	●	●			●	●	●	for Full Auto Model
10A-24		1F1-34101-0	BATTERY CABLE L=190 ﾊﾞｯﾃﾘｹｰﾌﾞﾙ (ｱｰｽ) L=190	1													●	●	●			●	●	●	for Full Auto Model
10A-25		151-34102-0	STARTER CABLE L=250 ｽﾀｰﾀｹｰﾌﾞﾙ L=250	1													●	●	●			●	●	●	for Full Auto Model
10A-26		1F1-34300-1	OPERATION PANEL ASSY ｵﾍﾟﾚｰｼｮﾝﾊﾟﾈﾙｱｯｼ	1													●	●	●			●	●	●	for Full Auto Model
10A-27		1F1-34107-1	WIRE HARNESS ﾜｲﾔﾊｰﾈｽ	1													●	●	●			●	●	●	for Full Auto Model
10A-28		3T5-76247-0	* FUSE 20A * ﾋｭｰｽﾞ 20A	1													●	●	●			●	●	●	for Full Auto Model
10A-29		1K9-76241-0	* FUSE 3A * ﾋｭｰｽﾞ 3A	1													●	●	●			●	●	●	for Full Auto Model
10A-30		1K9-76243-0	* FUSE 5A * ﾋｭｰｽﾞ 5A	2													●	●	●			●	●	●	for Full Auto Model
10A-31	1	624-34445-0	POWER RELAY ﾊﾟﾜｰﾘﾚｰ	1													●	●	●	●	●		●		for Full Auto Model CA1a-12V-N-5
10A-31	2	686-34445-0	POWER RELAY ﾊﾟﾜｰﾘﾚｰ	1																		●		●	for Full Auto Relay Model ACA22135-K
10A-32		1F9-34446-0	RELAY CONNECTOR ﾘﾚｰｺﾈｸﾀ ﾊﾟﾜｰﾘﾚｰ	1																		●		●	for Full Auto Relay Model
10A-33		921521-0610	SCREW ｽｸﾘｭ	1													●	●	●	●	●	●	●	●	for Full Auto & Auto Relay Model
10A-34		940121-0600	WASHER ﾜｯｼｬ	1													●	●	●	●	●	●	●	●	for Full Auto & Auto Relay Model

Fig. 10A ELECTRIC PARTS
エレクトリックパーツ

VC72~52AM VC72/62AM-R
VC72/62AS-R L1400AM-G

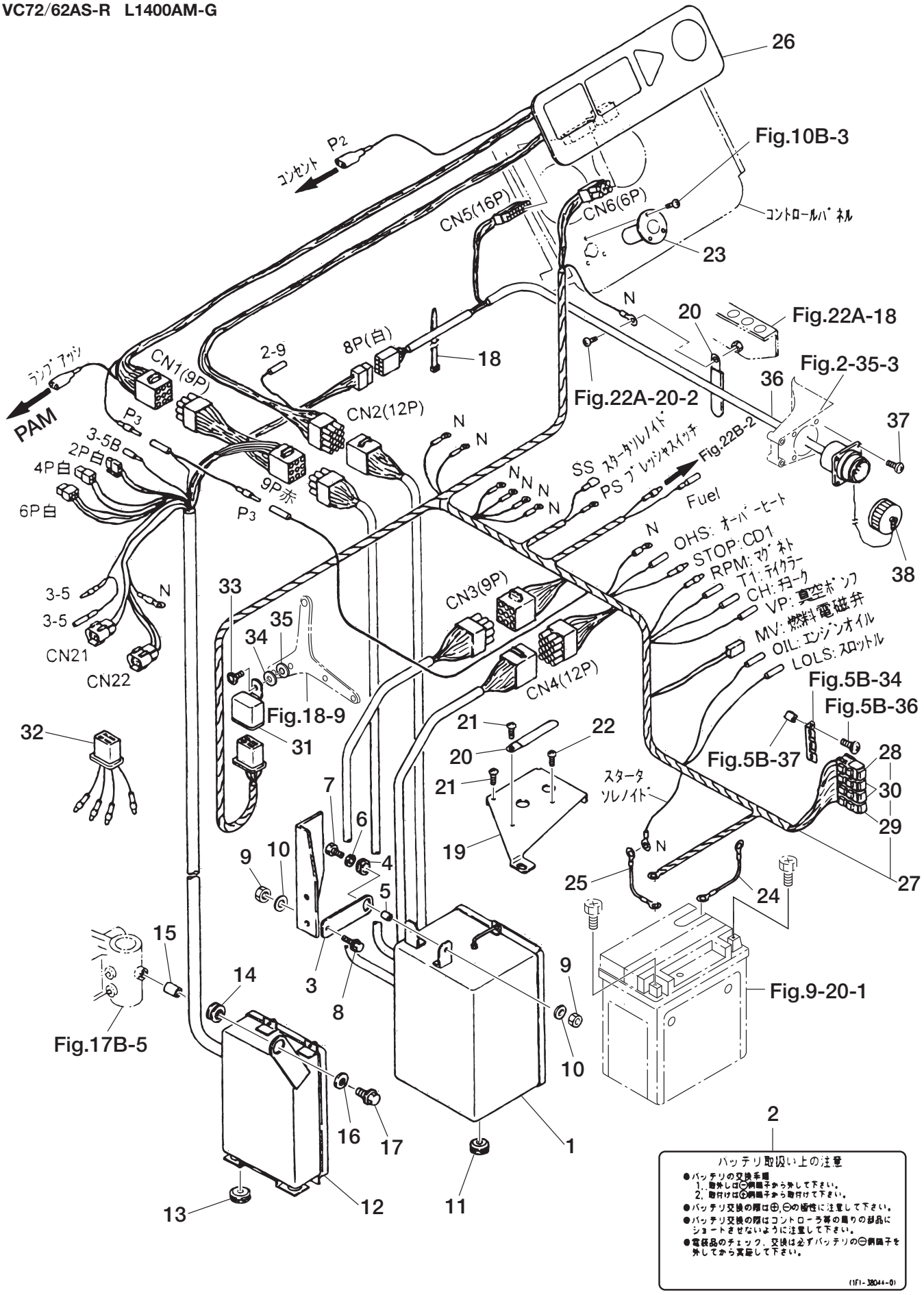

Ref.No. 見出番号	Part No. 部品番号	Description 部　品　名	Q'ty 個数	Applicable Model/適応モデル																				Remarks 備　　考
				VC42A	VC52B	VC62B	VC72B	VC42AS	VC52BS	VC62BS	VC72BS	VC62PRO	VC72PRO	VC62PRO II	VC72PRO II	VC52AM	VC62AM	VC72AM	VC62AS-R	VC72AS-R	VC62AM-R	VC62AM-N	VC72AM-R	
10A-35	941322-0600	SPRING WASHER ｽﾌﾟﾘﾝｸﾞﾜｯｼｬ	1													●	●	●	●	●	●	●	●	for Full Auto & Auto Relay Model
10A-36	674-34461-1	WIRE HARNESS ﾜｲﾔﾊｰﾈｽ ﾘﾓｰﾄｽﾛｯﾄﾙ	1													●	●	●			●	●	●	for Full Auto Model except L1400AM-G
10A-37	921521-6410	SCREW ｽｸﾘｭ	4													●	●	●			●	●	●	for Full Auto Model except L1400AM-G
10A-38	185-34462-0	CAP ｷｬｯﾌﾟ 20P ﾘｾﾌﾟﾀｸﾙ	1													●	●	●			●	●	●	for Full Auto Model except L1400AM-G

Fig. 10B ELECTRIC PARTS (ELECTRIC STARTER TYPE)
エレクトリックパーツ（セルスタータタイプ）

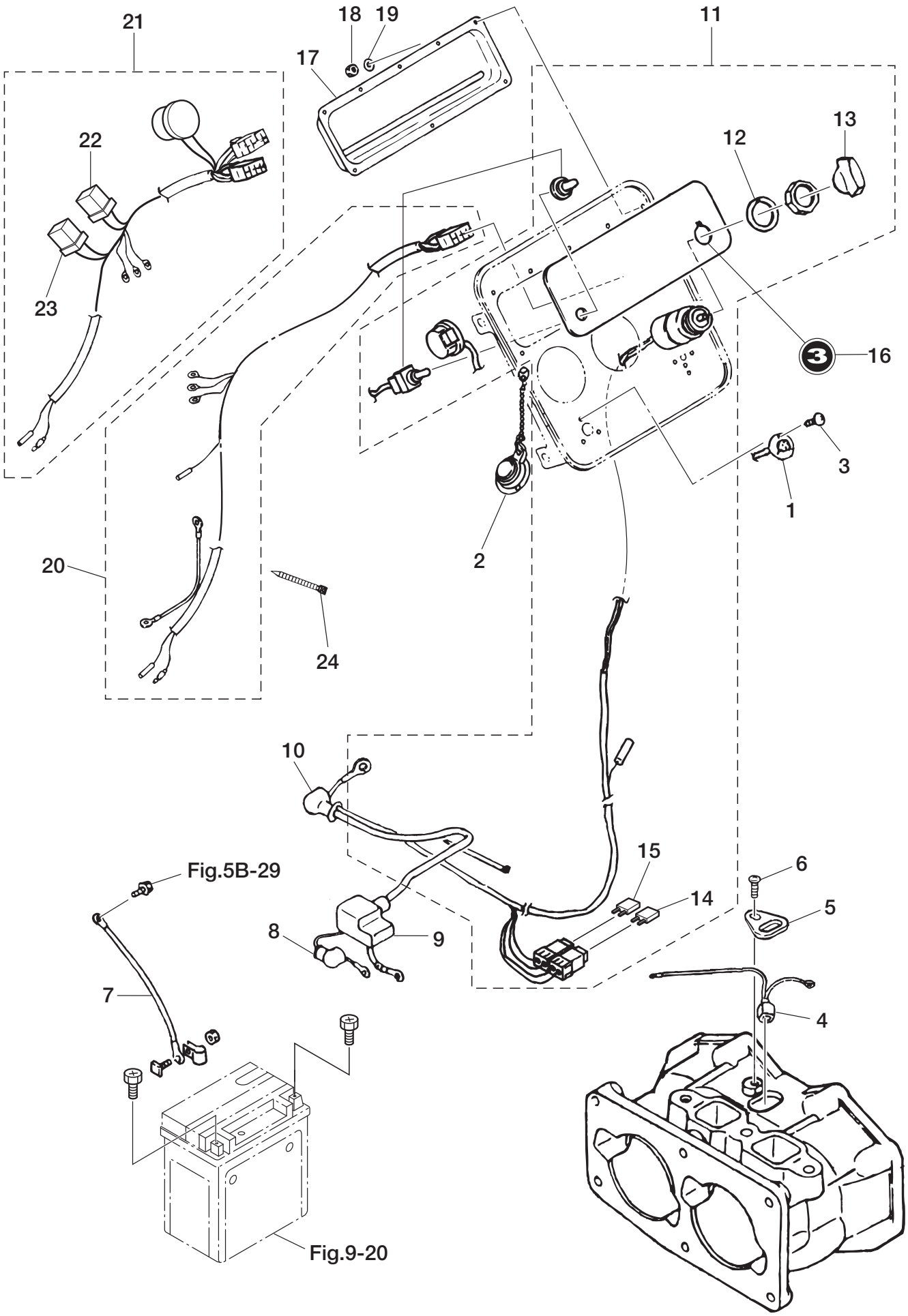

Ref.No. 見出番号		Part No. 部品番号	Description 部　品　名	Q'ty 個数	Applicable Model/適応モデル																				Remarks 備　考
					VC42A	VC52B	VC62B	VC72B	VC42AS	VC52BS	VC62BS	VC72BS	VC62PRO	VC72PRO	VC62PRO Ⅱ	VC72PRO Ⅱ	VC52AM	VC62AM	VC72AM	VC62AS-R	VC72AS-R	VC62AM-R	VC62AM-N	VC72AM-R	
10B-1	1	159-34000-1	RECEPTACLE ASSY ｺﾝｾﾝﾄｱｯｼ	1	●	●	●	●	●				●	●	●	●				●	●				
10B-1	2	1K9-34000-0	RECEPTACLE ASSY ｺﾝｾﾝﾄｱｯｼ	1						●	●	●													for VC72/62/52BS
10B-2		159-34001-0	CAP ｷｬｯﾌﾟ ｺﾝｾﾝﾄ	1	●	●	●	●	●	●	●	●	●	●	●	●	●	●	●	●	●	●	●	●	
10B-3		921621-2306	SCREW ｽｸﾘｭ	3	●	●	●	●	●	●	●	●	●	●	●	●	●	●	●	●	●	●	●	●	
10B-4		1K9-76172-2	OVERHEAT SENSOR ASSY ｵｰﾊﾞｰﾋｰﾄｾﾝｻｱｯｼ	1	●	●	●	●	●	●	●	●	●	●	●	●	●	●	●	●	●	●	●	●	●	
10B-5		1E0-66024-0	STOPPER ｽﾄｯﾊﾟ ｵｰﾊﾞｰﾋｰﾄｾﾝｻ	1	●	●	●	●	●	●	●	●	●	●	●	●	●	●	●	●	●	●	●	●	●	
10B-6		921521-5612	SCREW ｽｸﾘｭ	1	●	●	●	●	●	●	●	●	●	●	●	●	●	●	●	●	●	●	●	●	
10B-7		1G1-34101-0	BATTERY CABLE L=265 ﾊﾞｯﾃﾘｹｰﾌﾞﾙ (ｱｰｽ) L=265	1					●	●	●	●	●	●	●	●				●	●				Black
10B-8		152-34138-0	CAP ｷｬｯﾌﾟ ｺｰﾄﾞ	1					●	●	●	●	●	●	●	●	●	●	●	●	●	●	●	●	
10B-9		1H1-34136-0	CAP ﾎﾟｰﾙｷｬｯﾌﾟ ﾊﾞｯﾃﾘ	1					●	●	●	●	●	●	●	●	●	●	●	●	●	●	●	●	●	
10B-10		151-34137-0	CAP ｷｬｯﾌﾟ ｺｰﾄﾞ	1					●	●	●	●	●	●	●	●	●	●	●	●	●	●	●	●	
10B-11	1	1E0-34300-0	OPERATION PANEL ASSY ｵﾍﾟﾚｰｼｮﾝﾊﾟﾈﾙｱｯｼ	1					●				●	●	●	●									for VC42AS, PRO/PRO Ⅱ
10B-11	2	1K9-34300-3	OPERATION PANEL ASSY ｵﾍﾟﾚｰｼｮﾝﾊﾟﾈﾙｱｯｼ	1						●	●	●													for VC72/62/52BS
10B-11	3	1G1-34300-0	OPERATION PANEL ASSY ｵﾍﾟﾚｰｼｮﾝﾊﾟﾈﾙｱｯｼ	1																●	●				for Auto Relay Model
10B-12		174-34012-1	＊PLATE ＊ｼｰﾄﾌﾟﾚｰﾄ ﾒｲﾝｽｲｯﾁ	1					●	●	●	●	●	●	●	●				●	●				
10B-13		174-34011-1	＊KNOB ＊ﾉﾌﾞ ﾒｲﾝｽｲｯﾁ	1					●	●	●	●	●	●	●	●				●	●				
10B-14		3T5-76246-0	＊FUSE 15A ＊ﾋｭｰｽﾞ 15A	1					●				●	●	●	●									Case : Black
10B-15		1K9-76243-0	＊FUSE 5A ＊ﾋｭｰｽﾞ 5A	1					●				●	●	●	●									Case : Yellow
10B-16		1E0-38163-0	NUMBER LABEL ③ ﾅﾝﾊﾞｰﾗﾍﾞﾙ ③	1																●	●				for Auto Relay Model
10B-17		1E0-33016-0	SEAL RUBBER ｼｰﾙﾗﾊﾞｰ ﾊﾟﾈﾙ	1	●	●	●	●	●	●	●	●	●	●	●	●	●	●	●	●	●	●	●	●	
10B-18		930121-0300	NUT ﾅｯﾄ	8	●	●	●	●	●	●	●	●	●	●	●	●	●	●	●	●	●	●	●	●	
10B-19		940121-0300	WASHER ﾜｯｼｬ	8	●	●	●	●	●	●	●	●	●	●	●	●	●	●	●	●	●	●	●	●	
10B-20	1	1E0-34103-0	WIRE HARNESS ﾒｲﾝﾜｲﾔﾊｰﾈｽ	1					●				●	●	●	●									with Electric Starter
10B-20	2	1G1-34107-0	WIRE HARNESS ﾜｲﾔﾊｰﾈｽ A	1																●	●				for Auto Relay Model
10B-21		1K9-34103-0	WIRE HARNESS ﾒｲﾝﾜｲﾔﾊｰﾈｽ	1						●	●	●													for VC72/62/52BS
10B-22		3T5-76246-0	＊FUSE 15A ＊ﾋｭｰｽﾞ 15A	1						●	●	●													for VC72/62/52BS Case : Black
10B-23		1K9-76243-0	＊FUSE 5A ＊ﾋｭｰｽﾞ 5A	1						●	●	●													for VC72/62/52BS
10B-24		3T5-84398-0	BAND 104 ﾊﾞﾝﾄﾞﾘｰﾄﾞﾜｲﾔ 104	3													●	●	●	●	●	●	●	●	

Fig. 10C ELECTRIC PARTS (RECOIL STARTER TYPE)
エレクトリックパーツ（リコイルスタータタイプ）

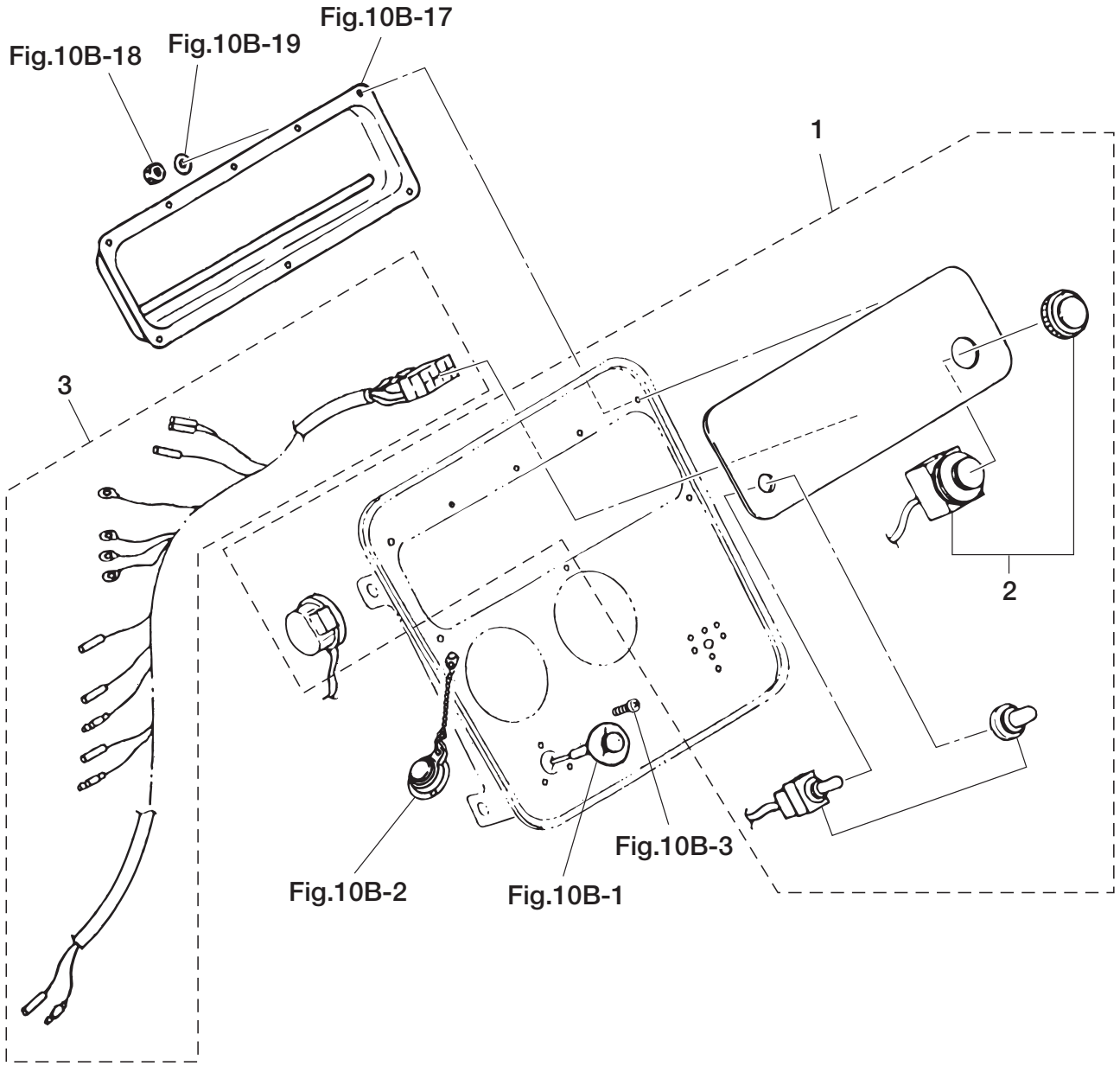

Ref.No. 見出番号		Part No. 部品番号	Description 部　品　名	Q'ty 個数	Applicable Model/適応モデル																				Remarks 備　　考
					VC42A	VC52B	VC62B	VC72B	VC42AS	VC52BS	VC62BS	VC72BS	VC62PRO	VC72PRO	VC62PRO II	VC72PRO II	VC52AM	VC62AM	VC72AM	VC62AS-R	VC72AS-R	VC62AM-R	VC62AM-N	VC72AM-R	
10C-1		1E0-34312-0	OPERATION PANEL ASSY ｵﾍﾟﾚｰｼｮﾝﾊﾟﾈﾙｱｯｼ	1	●	●	●	●																	for Recoil Starter Model
10C-2		1E0-34030-0	＊STOP SWITCH ＊ｽﾄｯﾌﾟｽｲｯﾁ	1	●	●	●	●																	for Recoil Starter Model
10C-3		1E0-34104-0	WIRE HARNESS ﾒｲﾝﾜｲﾔﾊｰﾈｽ	1	●	●	●	●																	for Recoil Starter Model

Fig. 10D ELECTRIC PARTS
エレクトリックパーツ

VC72/62AS-R/VC72/62AM-R

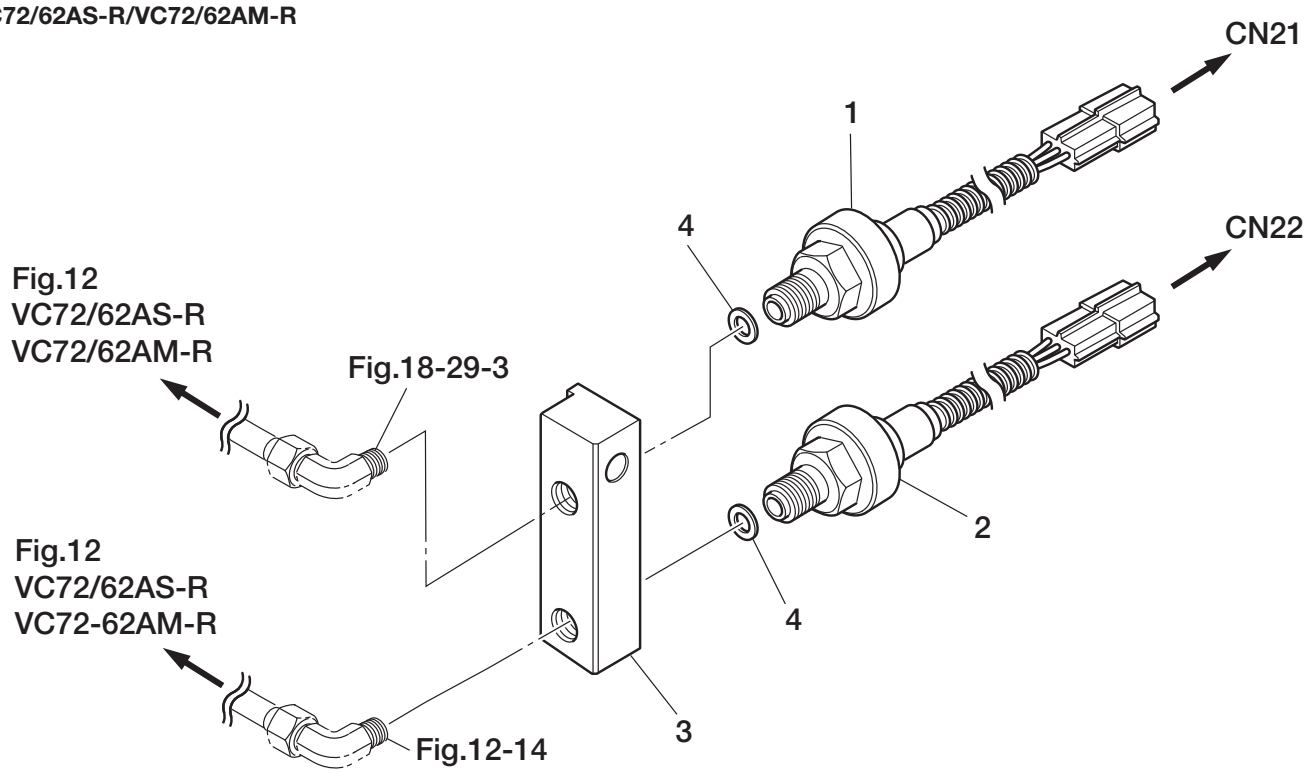

L1400AM-G

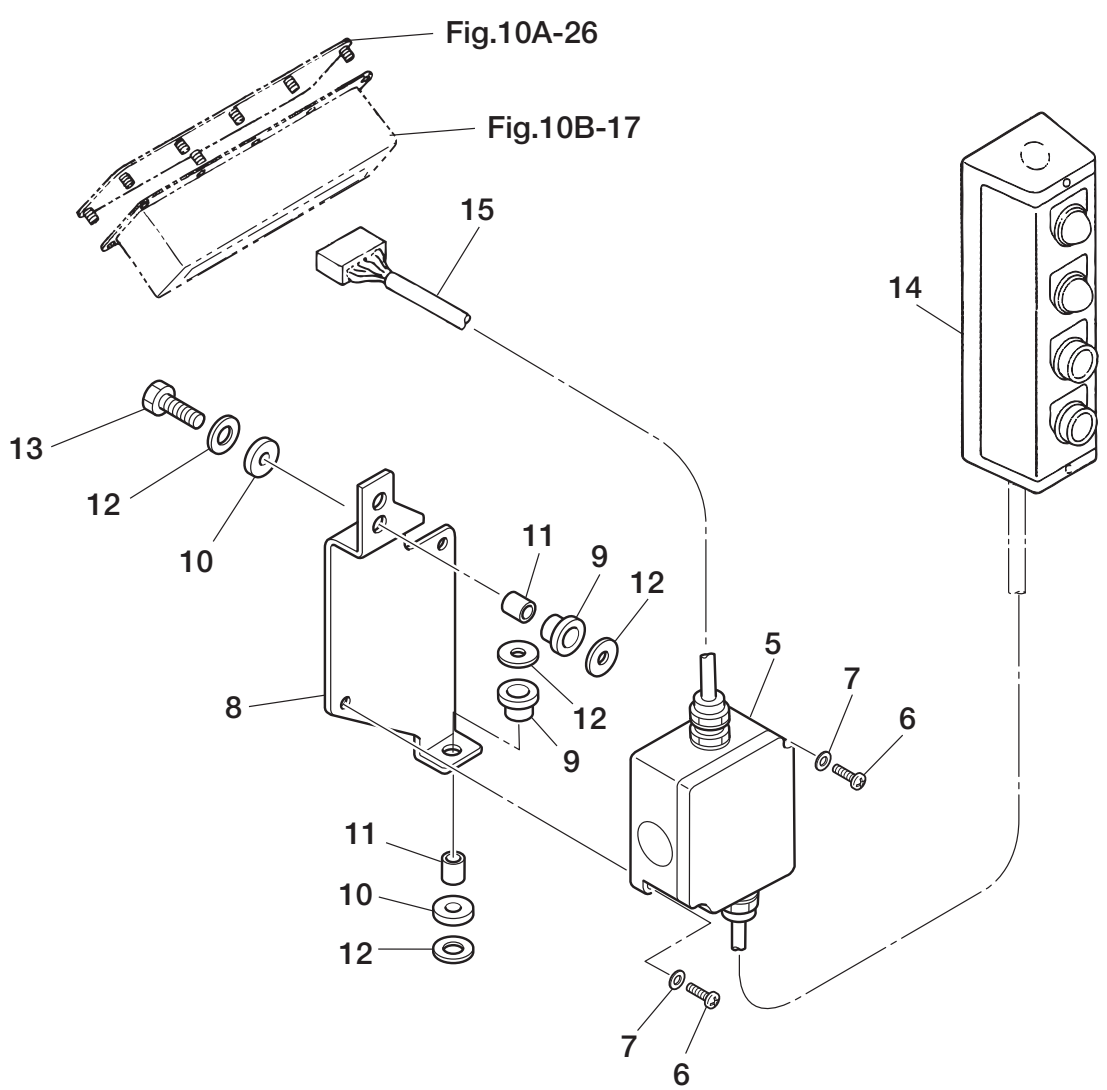

Ref.No. 見出番号		Part No. 部品番号	Description 部　品　名	Q'ty 個数	Applicable Model/適応モデル																			Remarks 備　　考
					VC42A	VC52B	VC62B	VC72B	VC42AS	VC52BS	VC62BS	VC72BS	VC62PRO	VC72PRO	VC62PRO II	VC72PRO II	VC52AM	VC62AM	VC72AM	VC62AS-R	VC72AS-R	VC62AM-R	VC62AM-N	VC72AM-R	
10D-1		686-34473-0	SUCTION SENSOR ｻｸｼｮﾝｾﾝｻ	1																●	●	●		●	CN21
10D-2		686-34474-0	PRESSURE SENSOR ﾌﾟﾚｯｼｬｾﾝｻ	1																●	●	●		●	CN22
10D-3		686-30177-1	BRACKET ﾌﾞﾗｹｯﾄ ｾﾝｻ	1																●	●	●		●	
10D-4		686-30178-0	GASKET 5.5-11-1 ｶﾞｽｹｯﾄ 5.5-11-1	2																●	●	●		●	

Fig. 11 OIL PUMP
オイルポンプ

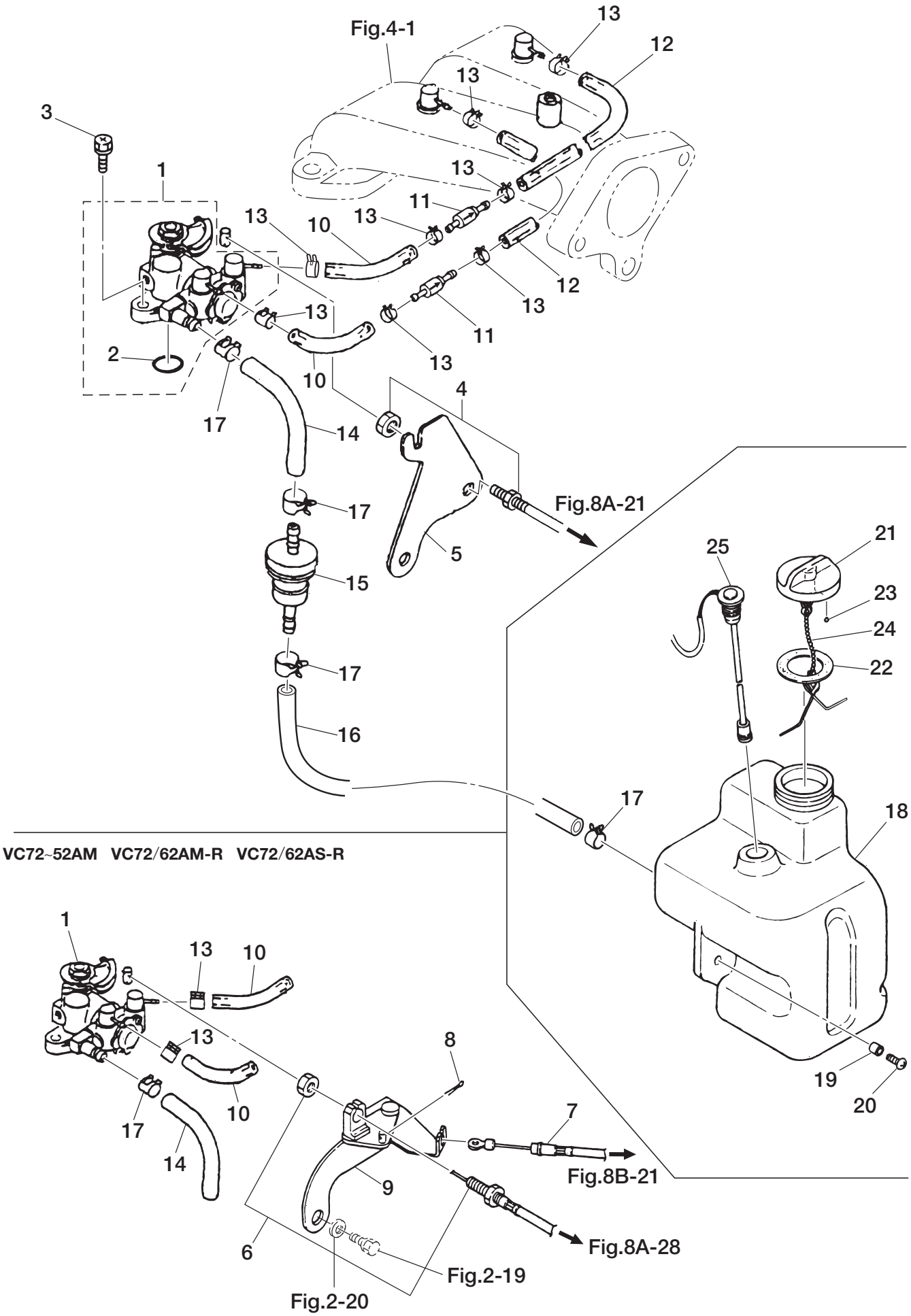

Ref.No. 見出番号	Part No. 部品番号	Description 部 品 名	Q'ty 個数	Applicable Model/適応モデル																			Remarks 備 考
				VC42A	VC52B	VC62B	VC72B	VC42AS	VC52BS	VC62BS	VC72BS	VC62PRO	VC72PRO	VC62PRO II	VC72PRO II	VC52AM	VC62AM	VC72AM	VC62AS-R	VC72AS-R	VC62AM-R	VC62AM-N	VC72AM-R	
11-1	1F1-09000-0	OIL PUMP ASSY ｵｲﾙﾎﾟﾝﾌﾟｱｯｼ	1	●	●	●	●	●	●	●	●	●	●	●	●	●	●	●	●	●	●	●	●	
11-2	3B7-09002-0	＊O-RING 1.6-19.2 ＊Oﾘﾝｸﾞ 1.6-19.2	1	●	●	●	●	●	●	●	●	●	●	●	●	●	●	●	●	●	●	●	●	
11-3	910921-5518	BOLT ｱﾌﾟｾｯﾄﾎﾞﾙﾄ	2	●	●	●	●	●	●	●	●	●	●	●	●	●	●	●	●	●	●	●	●	
11-4	1E0-09053-0	WIRE ﾜｲﾔ ｵｲﾙﾎﾟﾝﾌﾟ	1	●	●	●	●	●	●	●	●	●	●	●	●									Red
11-5	1C5-83720-0	CABLE CLIP ｹｰﾌﾞﾙｸﾘｯﾌﾟ	1	●	●	●	●	●	●	●	●	●	●	●	●									
11-6	1F1-09053-0	WIRE ﾜｲﾔ ｵｲﾙﾎﾟﾝﾌﾟ	1													●	●	●	●	●	●	●	●	
11-7	1F1-09058-0	WIRE ﾜｲﾔ A ｵｲﾙﾎﾟﾝﾌﾟ	1													●	●	●	●	●	●	●	●	
11-8	951522-0108	SPLIT PIN 1-8 ｽﾌﾟﾘｯﾄﾋﾟﾝ 1-8	1													●	●	●	●	●	●	●	●	
11-9	1F1-83720-0	CABLE CLIP ASSY ｹｰﾌﾞﾙｸﾘｯﾌﾟｱｯｼ	1													●	●	●	●	●	●	●	●	
11-10	99AA-2-0060	PIPE L=60 ﾋﾞﾆﾙﾊﾟｲﾌﾟ L=60	2	●	●	●	●	●	●	●	●	●	●	●	●	●	●	●	●	●	●	●	●	99AA-2-1000
11-11	3B7-09075-1	CHECK VALVE COMPLETE ﾁｪｯｸﾊﾞﾙﾌﾞｺﾝﾌﾟﾘｰﾄ	2	●	●	●	●	●	●	●	●	●	●	●	●	●	●	●	●	●	●	●	●	
11-12	99AA-2-0140	PIPE L=140 ﾋﾞﾆﾙﾊﾟｲﾌﾟ L=140	2	●	●	●	●	●	●	●	●	●	●	●	●	●	●	●	●	●	●	●	●	99AA-2-1000
11-13	369-70098-2	CLIP φ6.8 ｸﾘｯﾌﾟ φ6.8	8	●	●	●	●	●	●	●	●	●	●	●	●	●	●	●	●	●	●	●	●	
11-14	99AA-6-0060	PIPE L=60 ﾋﾞﾆﾙﾊﾟｲﾌﾟ L=60	1	●	●	●	●	●	●	●	●	●	●	●	●	●	●	●	●	●	●	●	●	99AA-6-1000
11-15	1C5-71030-0	OIL FILTER ASSY ｵｲﾙﾌｨﾙﾀｱｯｼ	1	●	●	●	●	●	●	●	●	●	●	●	●	●	●	●	●	●	●	●	●	
11-16	99AA-6-0350	PIPE L=350 ﾋﾞﾆﾙﾊﾟｲﾌﾟ L=350	1	●	●	●	●	●	●	●	●	●	●	●	●	●	●	●	●	●	●	●	●	99AA-6-1000
11-17	3AB-35143-0	CLIP φ9.4 ｸﾘｯﾌﾟ φ9.4	4	●	●	●	●	●	●	●	●	●	●	●	●	●	●	●	●	●	●	●	●	
11-18	1E0-71010-1	OIL TANK ｵｲﾙﾀﾝｸ	1	●	●	●	●	●	●	●	●	●	●	●	●	●	●	●	●	●	●	●	●	
11-19	174-35012-0	COLLAR 6-8-6 ｶﾗｰ 6-8-6	1	●	●	●	●	●	●	●	●	●	●	●	●	●	●	●	●	●	●	●	●	
11-20	921521-5616	SCREW ｽｸﾘｭ	1	●	●	●	●	●	●	●	●	●	●	●	●	●	●	●	●	●	●	●	●	
11-21	3C8-71015-0	OIL FILLER CAP ｵｲﾙﾌｨﾗｷｬｯﾌﾟ	1	●	●	●	●	●	●	●	●	●	●	●	●	●	●	●	●	●	●	●	●	
11-22	3C8-71016-0	GASKET 36-52-2 ｶﾞｽｹｯﾄ 36-52-2	1	●	●	●	●	●	●	●	●	●	●	●	●	●	●	●	●	●	●	●	●	
11-23	3C8-71018-0	OIL TANK CAP CHECK VALVE ｵｲﾙﾀﾝｸｷｬｯﾌﾟﾁｪｯｸﾊﾞﾙﾌﾞ	1	●	●	●	●	●	●	●	●	●	●	●	●	●	●	●	●	●	●	●	●	
11-24	3C8-71017-0	CAP HOOK ｷｬｯﾌﾟﾌｯｸ ﾀﾝｸ	1	●	●	●	●	●	●	●	●	●	●	●	●	●	●	●	●	●	●	●	●	
11-25	1H1-71020-0	OIL LEVEL SENSOR ｵｲﾙﾚﾍﾞﾙｾﾝｻ	1	●	●	●	●	●	●	●	●	●	●	●	●	●	●	●	●	●	●	●	●	

Fig. 12　PUMP CASE
ポンプケース

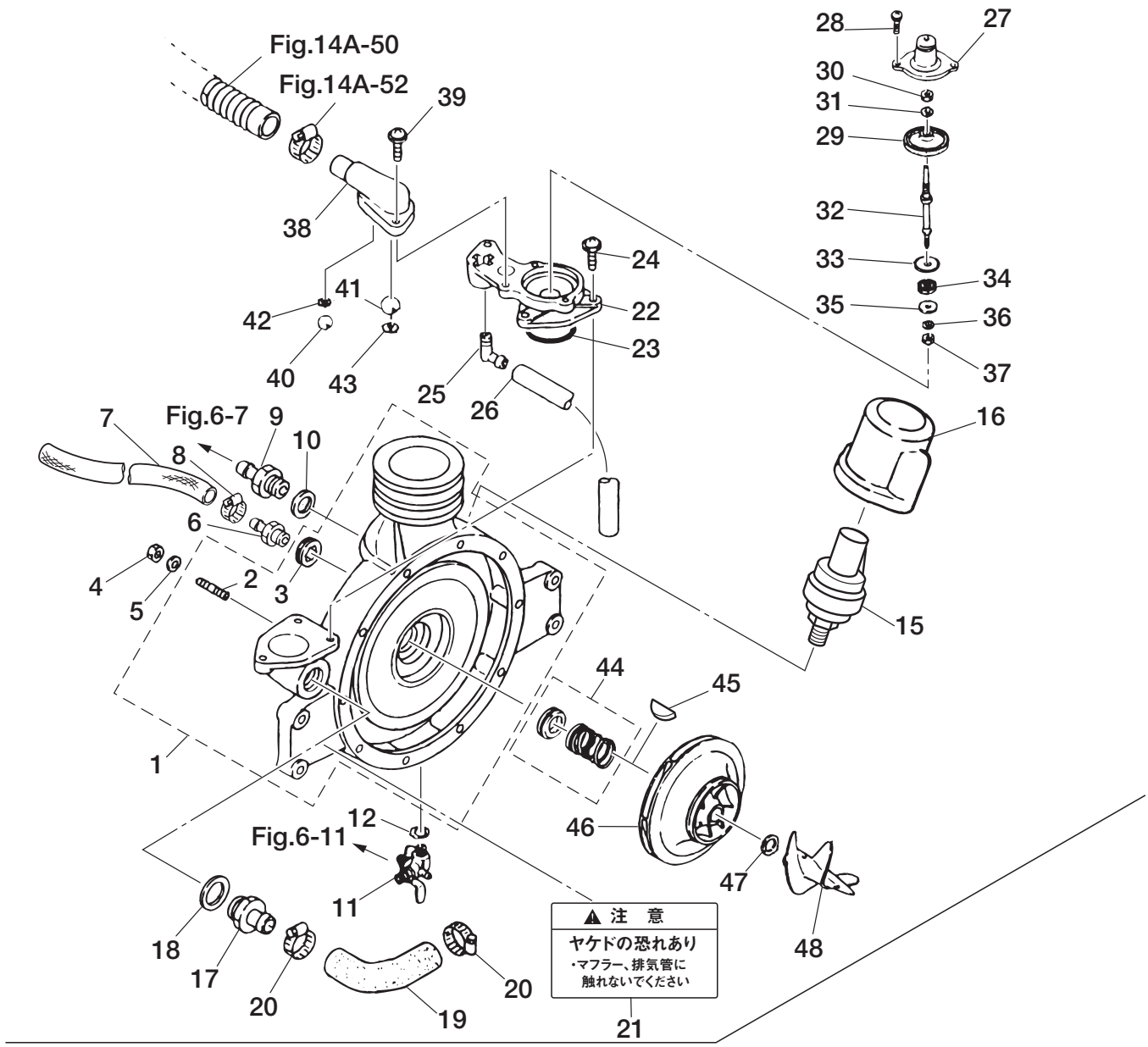

VC72/62AS-R　VC72/62AM-R

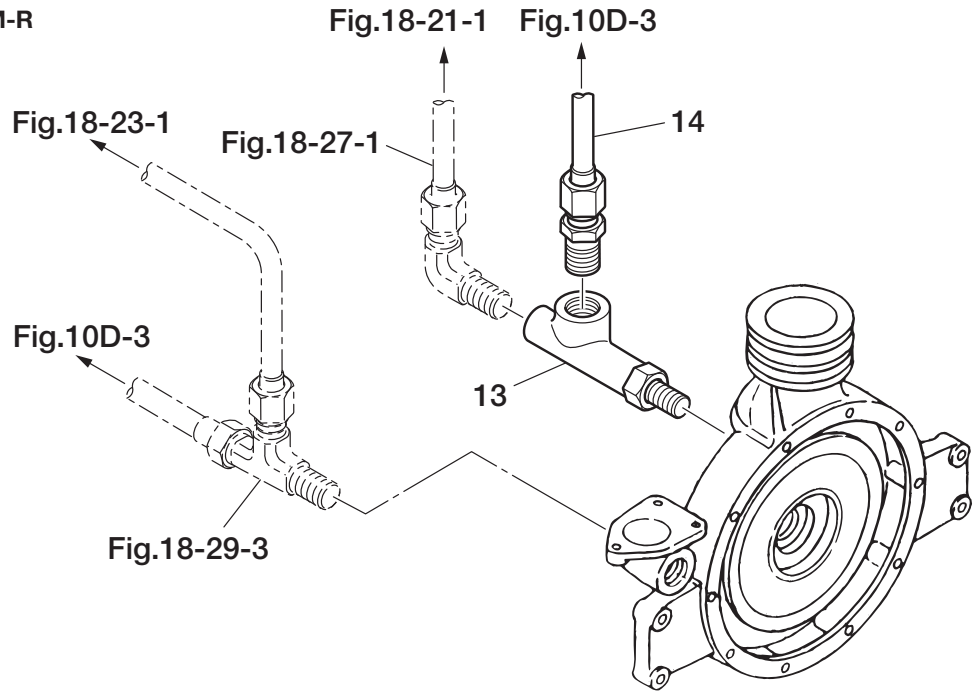

Ref.No. 見出番号		Part No. 部品番号	Description 部　品　名	Q'ty 個数	Applicable Model/適応モデル																			Remarks 備　　考
					VC42A	VC52B	VC62B	VC72B	VC42AS	VC52BS	VC62BS	VC72BS	VC62PRO	VC72PRO	VC62PRO Ⅱ	VC72PRO Ⅱ	VC52AM	VC62AM	VC72AM	VC62AS-R	VC72AS-R	VC62AM-R	VC62AM-N	VC72AM-R	
12-1	1	1E0-30000-0	PUMP CASE ASSY ﾎﾟﾝﾌﾟｹｰｽｱｯｼ	1		●	●	●					●	●	●	●	●	●	●	●	●	●	●	●	for DO &EX
12-1	2	1K9-30000-0	PUMP CASE ASSY ﾎﾟﾝﾌﾟｹｰｽｱｯｼ	1						●	●	●													for VC72/62/52BS
12-1	3	1E0-30018-0	PUMP CASE ASSY ﾎﾟﾝﾌﾟｹｰｽｱｯｼ	1	●				●																for VC42A(S) & EX
12-2		915321-0822	＊STUD ＊ｽﾀｯﾄﾞ	4	●	●	●	●	●	●	●	●	●	●	●	●	●	●	●	●	●	●	●	●	
12-3		1K1-30087-0	＊PLUG ＊ﾌﾟﾗｸﾞ	1	●				●																
12-4		930121-0800	NUT ﾅｯﾄ	4	●	●	●	●	●	●	●	●	●	●	●	●	●	●	●	●	●	●	●	●	
12-5		940121-0800	WASHER ﾜｯｼｬ	4	●	●	●	●	●	●	●	●	●	●	●	●	●	●	●	●	●	●	●	●	
12-6		1A6-01030-0	THERMOSTAT ｻｰﾓｽﾀｯﾄ	1		●	●	●		●	●	●	●	●	●	●	●	●	●	●	●	●	●	●	50°C
12-7	1	99AB19-0600	PIPE L=600 ﾋﾞﾆﾙﾊﾟｲﾌﾟ L=600	1		●	●	●		●	●	●	●	●	●	●	●	●	●	●	●	●	●	●	99AB19-1000
12-8		1E0-31248-1	HOSE CLAMP φ32 ﾎｰｽｸﾗﾝﾌﾟ φ32	1		●	●	●		●	●	●	●	●	●	●	●	●	●	●	●	●	●	●	
12-9		1E0-01611-0	NIPPLE 10-G3/8 ﾆｯﾌﾟﾙ C 10-G3/8	1	●	●	●	●	●	●	●	●	●	●	●	●	●	●	●	●	●	●	●	●	
12-10		172-01614-0	GASKET 17-24-1 ｶﾞｽｹｯﾄ 17-24-1	1	●	●	●	●	●	●	●	●	●	●	●	●	●	●	●	●	●	●	●	●	
12-11		174-30200-1	BALL VALVE ﾎﾞｰﾙﾊﾞﾙﾌﾞ ﾎﾟﾝﾌﾟﾄﾞﾚﾝ	1	●	●	●	●	●	●	●	●	●	●	●	●	●	●	●	●	●	●	●	●	
12-12	1	151-30162-0	GASKET 13.2-21-1 ｶﾞｽｹｯﾄ 13.2-21-1	A	●	●	●	●	●	●	●	●	●	●	●	●	●	●	●	●	●	●	●	●	
12-12	2	1K0-30162-0	GASKET 13.2-21-0.5 ｶﾞｽｹｯﾄ 13.2-21-0.5	A	●	●	●	●	●	●	●	●	●	●	●	●	●	●	●	●	●	●	●	●	
12-13		1F1-30165-0	NIPPLE ﾆｯﾌﾟﾙ ﾌﾟﾚｯｼｬｽｲｯﾁ	1																●	●	●		●	for Auto Relay Model
12-14		1E0-33143-0	PIPE ASSY ﾊﾟｲﾌﾟｱｯｼ	1																●	●	●		●	for Auto Relay Model
12-15		660-30171-0	PRESSURE SWITCH ﾌﾟﾚｯｼｬｽｲｯﾁ	1						●	●	●					●	●	●			●	●	●	for Auto Priming
12-16		660-30172-1	COVER ｶﾊﾞｰ ﾌﾟﾚｯｼｬｽｲｯﾁ	1						●	●	●					●	●	●			●	●	●	for Auto Priming
12-17		1E0-31257-0	NIPPLE 20.5-24 ﾆｯﾌﾟﾙ 20.5-24	2	●	●	●	●	●	●	●	●	●	●	●	●	●	●	●	●	●	●	●	●	
12-18		1A6-30546-0	GASKET 26.7-32-1 ｶﾞｽｹｯﾄ 26.7-32-1	2	●	●	●	●	●	●	●	●	●	●	●	●	●	●	●	●	●	●	●	●	
12-19		1E0-31240-0	VACUUM PIPE ﾊﾞｷｭｰﾑﾊﾟｲﾌﾟ	1	●	●	●	●	●	●	●	●	●	●	●	●	●	●	●	●	●	●	●	●	
12-20		1E0-31248-1	HOSE CLAMP φ32 ﾎｰｽｸﾗﾝﾌﾟ φ32	2	●	●	●	●	●	●	●	●	●	●	●	●	●	●	●	●	●	●	●	●	
12-21		1A6-38505-0	HIGH TEMPERATURE CAUTION LABEL ﾏﾌﾗｺｰｼｮﾝﾗﾍﾞﾙ	1	●	●	●	●	●	●	●	●	●	●	●	●	●	●	●	●	●	●	●	●	for DO
12-22		1E0-30602-1	STOP VALVE CASE ｳｫｰﾀｽﾄｯﾌﾟﾊﾞﾙﾌﾞｹｰｽ	1	●	●	●	●	●	●	●	●	●	●	●	●	●	●	●	●	●	●	●	●	
12-23		345-65015-0	O-RING 3.2-47 Oﾘﾝｸﾞ 3.2-47	1	●	●	●	●	●	●	●	●	●	●	●	●	●	●	●	●	●	●	●	●	
12-24		910421-5618	BOLT ﾎﾞﾙﾄ	3	●	●	●	●	●	●	●	●	●	●	●	●	●	●	●	●	●	●	●	●	
12-25		353-01137-0	NIPPLE ﾆｯﾌﾟﾙ L	1	●	●	●	●	●	●	●	●	●	●	●	●	●	●	●	●	●	●	●	●	
12-26	1	991007-0650	PIPE L=650 ﾋﾞﾆﾙﾊﾟｲﾌﾟ L=650	1	●	●	●	●	●	●	●	●					●	●	●	●	●	●	●	●	9910-7-1000
12-26	3	991007-0700	PIPE L=700 ﾋﾞﾆﾙﾊﾟｲﾌﾟ L=700	1									●	●	●	●									for PRO/PRO Ⅱ 9910-7-1000
12-27		159-30621-1	CAP ｷｬｯﾌﾟ ｳｫｰﾀｽﾄｯﾌﾟﾊﾞﾙﾌﾞ	1	●	●	●	●	●	●	●	●	●	●	●	●	●	●	●	●	●	●	●	●	
12-28		921521-5620	SCREW ｽｸﾘｭ	2	●	●	●	●	●	●	●	●	●	●	●	●	●	●	●	●	●	●	●	●	
12-29		159-30631-0	DIAPHRAGM ﾀﾞｲﾔﾌﾗﾑ	1	●	●	●	●	●	●	●	●	●	●	●	●	●	●	●	●	●	●	●	●	
12-30		930406-0800	NYLON NUT 8-P1.25 ﾅｲﾛﾝﾅｯﾄ 8-P1.25	1	●	●	●	●	●	●	●	●	●	●	●	●	●	●	●	●	●	●	●	●	
12-31		940146-0800	WASHER ﾜｯｼｬ	1	●	●	●	●	●	●	●	●	●	●	●	●	●	●	●	●	●	●	●	●	
12-32		1E0-30635-2	SPINDLE ｽﾋﾟﾝﾄﾞﾙ ｳｫｰﾀｽﾄｯﾌﾟﾊﾞﾙﾌﾞ	1	●	●	●	●	●	●	●	●	●	●	●	●	●	●	●	●	●	●	●	●	
12-33		1E0-30634-0	WASHER 5.2-15.5-1.5 ﾜｯｼｬ 5.2-15.5-1.5	1	●	●	●	●	●	●	●	●	●	●	●	●	●	●	●	●	●	●	●	●	

Fig. 12 PUMP CASE
ポンプケース

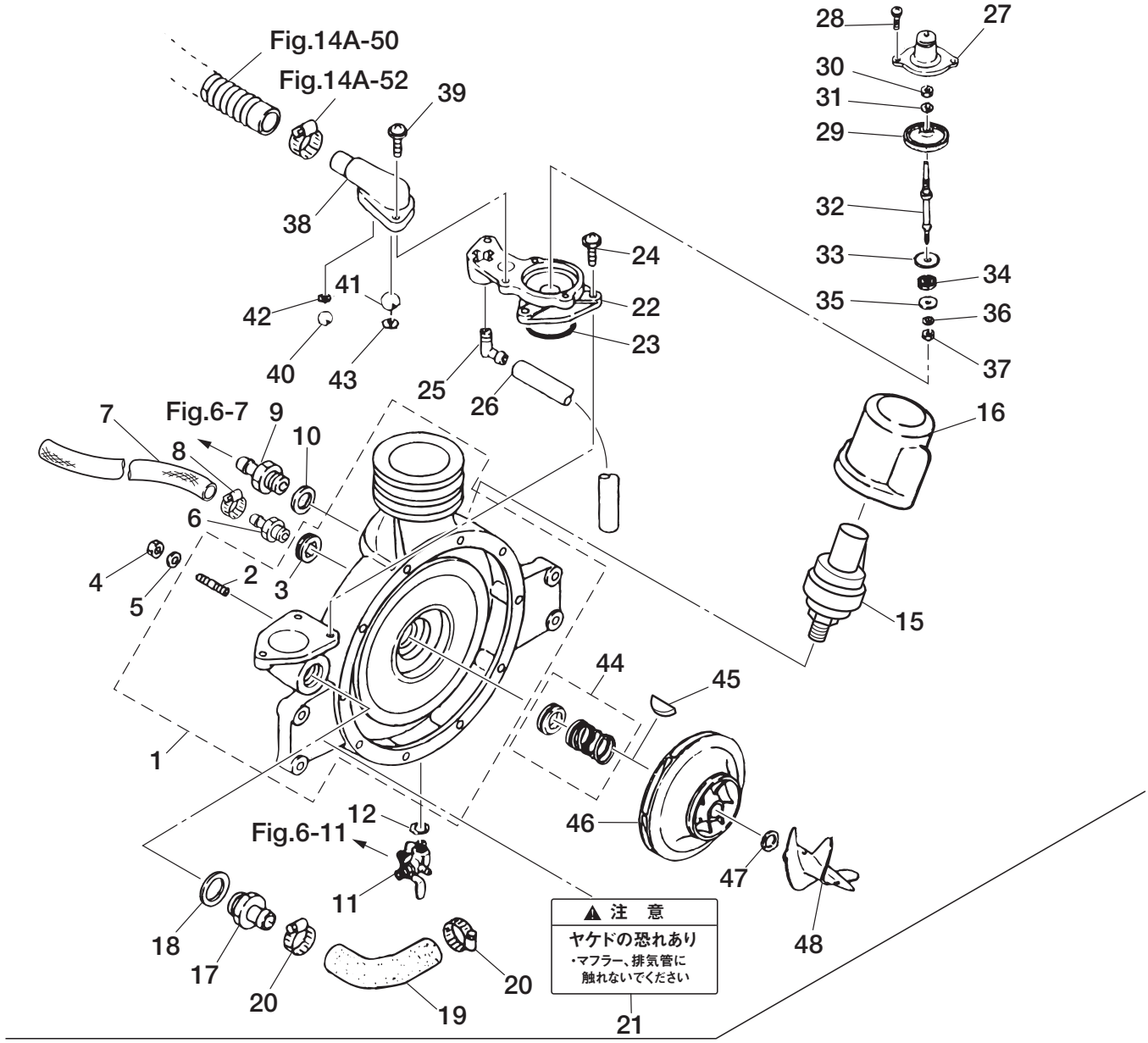

VC72/62AS-R VC72/62AM-R

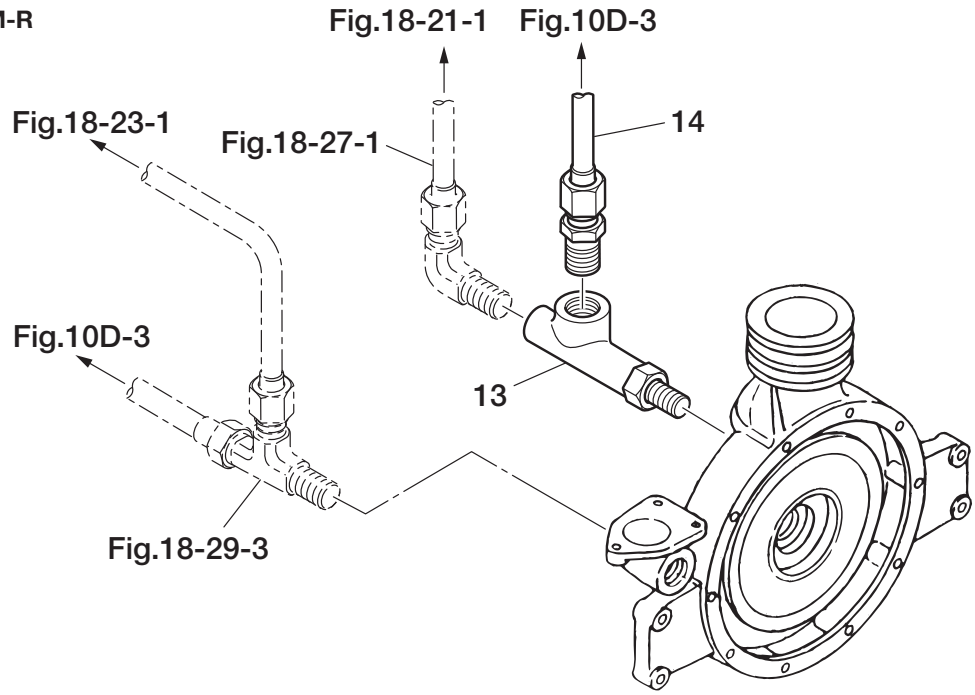

Ref.No. 見出番号	Part No. 部品番号	Description 部　品　名	Q'ty 個数	Applicable Model/適応モデル																			Remarks 備　考
				VC42A	VC52B	VC62B	VC72B	VC42AS	VC52BS	VC62BS	VC72BS	VC62PRO	VC72PRO	VC62PRO II	VC72PRO II	VC52AM	VC62AM	VC72AM	VC62AS-R	VC72AS-R	VC62AM-R	VC62AM-N	VC72AM-R	
12-34	159-30636-0	RUBBER SEAT ﾗﾊﾞｰｼｰﾄ ｳｫｰﾀｽﾄｯﾌﾟﾊﾞﾙﾌﾞ	1	●	●	●	●	●	●	●	●	●	●	●	●	●	●	●	●	●	●	●	●	
12-35	159-30638-0	WASHER 5.2-24-3 ﾜｯｼｬ 5.2-24-3	1	●	●	●	●	●	●	●	●	●	●	●	●	●	●	●	●	●	●	●	●	
12-36	940146-0500	WASHER ﾜｯｼｬ	1	●	●	●	●	●	●	●	●	●	●	●	●	●	●	●	●	●	●	●	●	
12-37	930406-0500	NYLON NUT 5-P0.8 ﾅｲﾛﾝﾅｯﾄ 5-P0.8	1	●	●	●	●	●	●	●	●	●	●	●	●	●	●	●	●	●	●	●	●	
12-38	1E0-30601-0	CHECK VALVE CASE ﾁｪｯｸﾊﾞﾙﾌﾞｹｰｽ VP	1	●	●	●	●	●	●	●	●	●	●	●	●	●	●	●	●	●	●	●	●	
12-39	921521-5620	SCREW ｽｸﾘｭ	2	●	●	●	●	●	●	●	●	●	●	●	●	●	●	●	●	●	●	●	●	
12-40	965006-0805	BALL 5/8 ﾎﾞｰﾙ ｽﾁｰﾙ 5/8	1	●	●	●	●	●	●	●	●	●	●	●	●	●	●	●	●	●	●	●	●	
12-41	965006-0403	BALL 3/4 ﾌﾟﾗｽﾎﾞｰﾙ 3/4	1	●	●	●	●	●	●	●	●	●	●	●	●	●	●	●	●	●	●	●	●	
12-42	151-30101-0	RUBBER SEAT 12-25-5 ﾗﾊﾞｰｼｰﾄ 12-25-5	1	●	●	●	●	●	●	●	●	●	●	●	●	●	●	●	●	●	●	●	●	
12-43	159-30616-2	RUBBER SEAT 17-29-5 ﾗﾊﾞｰｼｰﾄ 17-29-5	1	●	●	●	●	●	●	●	●	●	●	●	●	●	●	●	●	●	●	●	●	
12-44	1C6-30071-0	MECHANICAL SEAL ﾒｶﾆｶﾙｼｰﾙ	1	●	●	●	●	●	●	●	●	●	●	●	●	●	●	●	●	●	●	●	●	
12-45	658-30061-0	KEY ｷｰ（ﾎﾟﾝﾌﾟ/ﾏｸﾞﾈﾄ）	1	●	●	●	●	●	●	●	●	●	●	●	●	●	●	●	●	●	●	●	●	Crank Shaft
12-46	1E0-30040-0	IMPELLER ｲﾝﾍﾟﾗ	1	●	●	●	●	●	●	●	●	●	●	●	●	●	●	●	●	●	●	●	●	
12-47	178-30041-0	LOCKING PLATE φ14 ﾛｯｷﾝｸﾞﾌﾟﾚｰﾄ φ14	1	●	●	●	●	●	●	●	●	●	●	●	●	●	●	●	●	●	●	●	●	
12-48	174-30051-0	INDUCER ｲﾝﾃﾞｭｰｻ	1	●	●	●	●	●	●	●	●	●	●	●	●	●	●	●	●	●	●	●	●	

Fig. 13 PUMP COVER
ポンプカバー

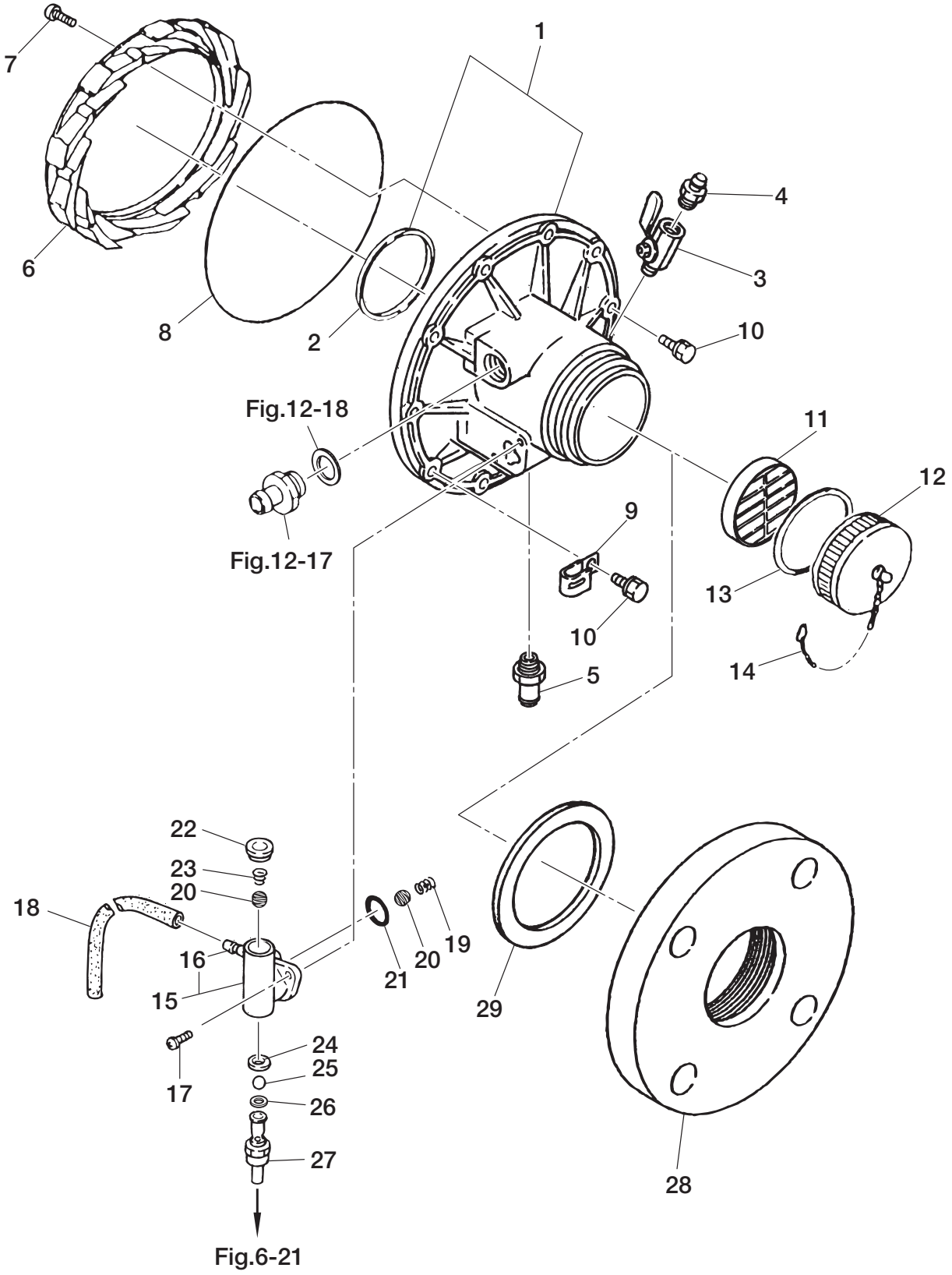

Ref.No. 見出番号		Part No. 部品番号	Description 部　品　名	Q'ty 個数	Applicable Model/適応モデル																			Remarks 備　考
					VC42A	VC52B	VC62B	VC72B	VC42AS	VC52BS	VC62BS	VC72BS	VC62PRO	VC72PRO	VC62PRO II	VC72PRO II	VC52AM	VC62AM	VC72AM	VC62AS-R	VC72AS-R	VC62AM-R	VC62AM-N	VC72AM-R	
13-1	1	1E0-30020-1	PUMP COVER ASSY ﾎﾟﾝﾌﾟｶﾊﾞｰｱｯｼ	1		●	●	●		●	●	●	●	●	●	●	●	●	●	●	●	●	●	●	for DO VC52/62/72 & EX VC52BS JIS 3"(75mm)
13-1	2	1E0-30031-1	PUMP COVER ASSY ﾎﾟﾝﾌﾟｶﾊﾞｰｱｯｼ	1	●	●	●	●	●																for VC42A(S) & EX VC52/72AS JIS 3"(75mm)
13-2		171-30022-0	* MOUTH RING * ﾏｳｽﾘﾝｸﾞ	1	●	●	●	●	●	●	●	●	●	●	●	●	●	●	●	●	●	●	●	●	
13-5		1C3-30547-0	NIPPLE φ10 ﾆｯﾌﾟﾙ φ10	1	●				●																
13-6		1E0-30005-1	GUIDE VANE ｶﾞｲﾄﾞﾍﾞｰﾝ	1	●	●	●	●	●	●	●	●	●	●	●	●	●	●	●	●	●	●	●	●	
13-7		921503-0525	SCREW ｽｸﾘｭ	5	●	●	●	●	●	●	●	●	●	●	●	●	●	●	●	●	●	●	●	●	
13-8		151-30021-0	O-RING 2.2-235 Oﾘﾝｸﾞ 2.2-235	1	●	●	●	●	●	●	●	●	●	●	●	●	●	●	●	●	●	●	●	●	
13-9		345-06971-0	CLAMP 9-12U ｸﾗﾝﾌﾟ 9-12U	1		●	●	●		●	●	●	●	●	●	●	●	●	●	●	●	●	●	●	
13-10		910121-5830	BOLT ﾎﾞﾙﾄ	9	●	●	●	●	●	●	●	●	●	●	●	●	●	●	●	●	●	●	●	●	
13-12		151-30141-1	SUCTION CAP φ75 ｻｸｼｮﾝｷｬｯﾌﾟ φ75	1	●	●	●	●	●	●	●	●	●	●	●	●	●	●	●	●	●	●	●	●	
13-13		151-30142-0	GASKET 73-91-4 ｶﾞｽｹｯﾄ 73-91-4	1	●	●	●	●	●	●	●	●	●	●	●	●	●	●	●	●	●	●	●	●	
13-14		151-30143-0	CHAIN ﾁｪｰﾝ ｷｬｯﾌﾟ	1	●	●	●	●	●	●	●	●	●	●	●	●	●	●	●	●	●	●	●	●	
13-15		1E0-30540-0	SEPARATOR ASSY ｾﾊﾟﾚｰﾀｱｯｼ	1		●	●	●		●	●	●	●	●	●	●	●	●	●	●	●	●	●	●	
13-16		353-01137-0	* NIPPLE * ﾆｯﾌﾟﾙ L	1		●	●	●		●	●	●	●	●	●	●	●	●	●	●	●	●	●	●	
13-17		921521-5618	SCREW ｽｸﾘｭ	2		●	●	●		●	●	●	●	●	●	●	●	●	●	●	●	●	●	●	
13-18		98AB-70-220	HOSE L=220 ｺﾞﾑﾎｰｽ L=220	1		●	●	●		●	●	●	●	●	●	●	●	●	●	●	●	●	●	●	98AB-701000
13-19		1A6-30543-0	SPRING L=44 ｽﾌﾟﾘﾝｸﾞ ﾘﾀｰﾝﾊﾞﾙﾌﾞ L=44	1		●	●	●		●	●	●	●	●	●	●	●	●	●	●	●	●	●	●	
13-20		1A6-30545-0	RUBBER BALL 20 ﾗﾊﾞｰﾎﾞｰﾙ 20	2		●	●	●		●	●	●	●	●	●	●	●	●	●	●	●	●	●	●	
13-21		3C8-00108-0	O-RING 2.4-39.7 Oﾘﾝｸﾞ 2.4-39.7	1		●	●	●		●	●	●	●	●	●	●	●	●	●	●	●	●	●	●	
13-22		1A6-30549-0	GROMMET 28-6-34 ｸﾞﾛﾒｯﾄ 28-6-34	1		●	●	●		●	●	●	●	●	●	●	●	●	●	●	●	●	●	●	
13-23		1A6-30544-0	SPRING L=20 ｽﾌﾟﾘﾝｸﾞ ﾁｪｯｸﾊﾞﾙﾌﾞ L=20	1		●	●	●		●	●	●	●	●	●	●	●	●	●	●	●	●	●	●	
13-24		1A6-30101-1	RUBBER SEAT 12-25-2 ﾗﾊﾞｰｼｰﾄ 12-25-2	1		●	●	●		●	●	●	●	●	●	●	●	●	●	●	●	●	●	●	
13-25		965000-0403	BALL 3/4 ﾌﾟﾗｽﾁｯｸﾎﾞｰﾙ 3/4	1		●	●	●		●	●	●	●	●	●	●	●	●	●	●	●	●	●	●	
13-26		1A6-30546-0	GASKET 26.7-32-1 ｶﾞｽｹｯﾄ 26.7-32-1	1		●	●	●		●	●	●	●	●	●	●	●	●	●	●	●	●	●	●	
13-27		1E2-30547-0	NIPPLE ﾆｯﾌﾟﾙ ｾﾊﾟﾚｰﾀ	1		●	●	●		●	●	●	●	●	●	●	●	●	●	●	●	●	●	●	

Fig. 14A VACUUM PUMP
バキュームポンプ

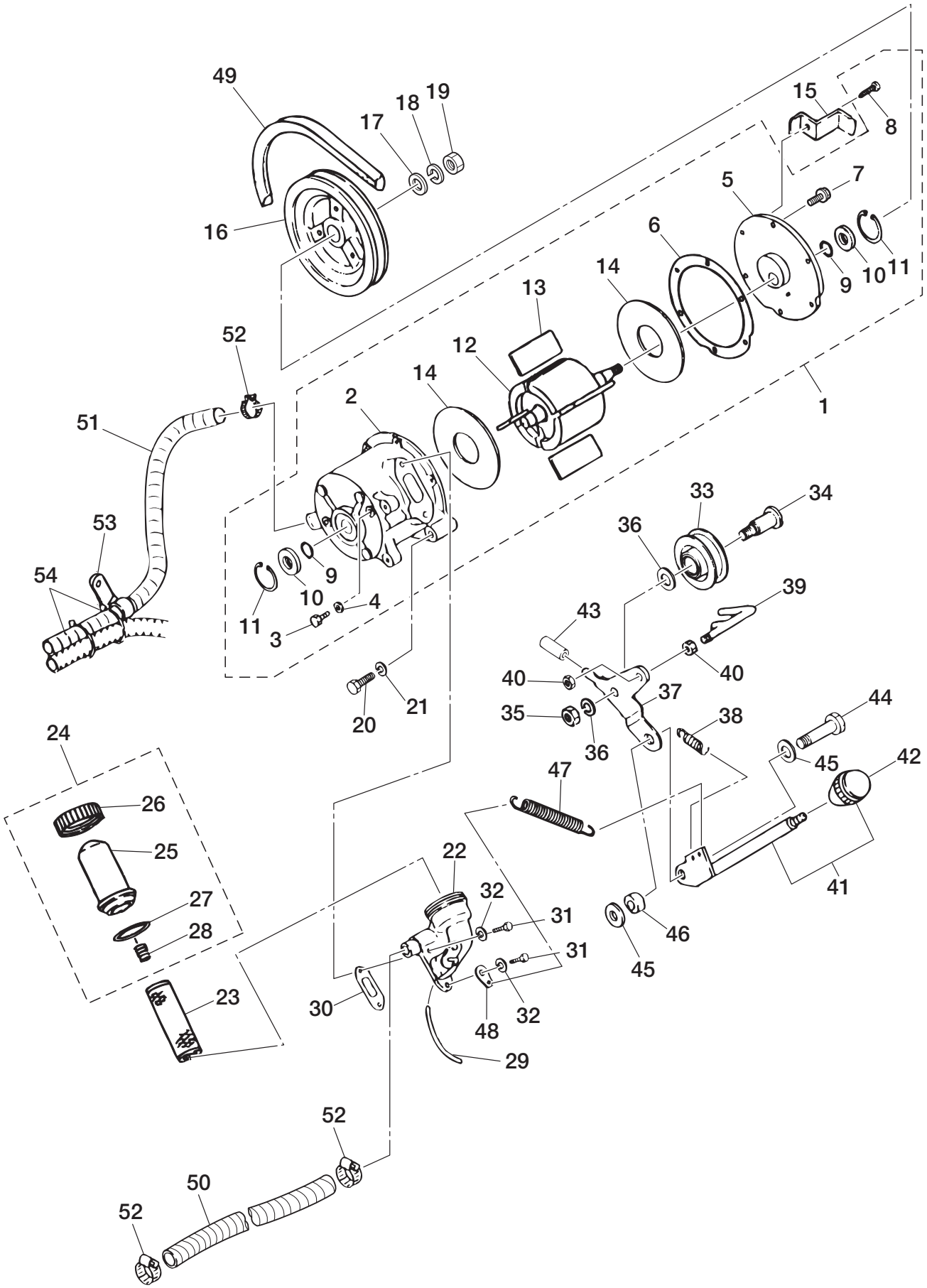

Ref.No. 見出番号		Part No. 部品番号	Description 部　品　名	Q'ty 個数	Applicable Model/適応モデル																			Remarks 備　　考
					VC42A	VC52B	VC62B	VC72B	VC42AS	VC52BS	VC62BS	VC72BS	VC62PRO	VC72PRO	VC62PRO Ⅱ	VC72PRO Ⅱ	VC52AM	VC62AM	VC72AM	VC62AS-R	VC72AS-R	VC62AM-R	VC62AM-N	VC72AM-R	
14A-1		680-31000-0	VACUUM PUMP ASSY ﾊﾞｷｭｰﾑﾎﾟﾝﾌﾟｱｯｼ (ｵｲﾙﾚｽ)	1	●	●	●	●	●	●	●	●					●	●	●	●	●	●	●	●	
14A-2	1	680-31091-0	＊VACUUM PUMP CASE ＊ﾊﾞｷｭｰﾑﾎﾟﾝﾌﾟｹｰｽ	1	●	●	●	●	●	●	●	●					●	●	●	●	●	●	●	●	except PRO/PRO Ⅱ
14A-2	2	1H2-31091-0	＊VACUUM PUMP CASE ＊ﾊﾞｷｭｰﾑﾎﾟﾝﾌﾟｹｰｽ	1									●	●	●	●									for PRO/PRO Ⅱ
14A-3		910103-0508	＊BOLT ＊ﾎﾞﾙﾄ	2	●	●	●	●		●	●	●	●	●	●	●	●	●	●	●	●	●	●	●	
14A-4		680-31098-0	＊GASKET 5.2-10-0.8 ＊ｶﾞｽｹｯﾄ 5.2-10-0.8	2	●	●	●	●	●	●	●	●	●	●	●	●	●	●	●	●	●	●	●	●	
14A-5		680-31094-0	＊VACUUM PUMP COVER ＊ﾊﾞｷｭｰﾑﾎﾟﾝﾌﾟｶﾊﾞｰ	1	●	●	●	●	●	●	●	●	●	●	●	●	●	●	●	●	●	●	●	●	
14A-6	1	161-31039-1	＊GASKET t=0.03 ＊ｶﾞｽｹｯﾄ ﾊﾞｷｭｰﾑﾎﾟﾝﾌﾟ t=0.03	A	●	●	●	●	●	●	●	●	●	●	●	●	●	●	●	●	●	●	●	●	
14A-6	2	680-31039-1	＊GASKET t=0.06 ＊ｶﾞｽｹｯﾄ ﾊﾞｷｭｰﾑﾎﾟﾝﾌﾟ t=0.06	A	●	●	●	●	●	●	●	●	●	●	●	●	●	●	●	●	●	●	●	●	
14A-7		910121-6516	＊BOLT ＊ﾎﾞﾙﾄ	5	●	●	●	●	●	●	●	●	●	●	●	●	●	●	●	●	●	●	●	●	
14A-8		910421-6516	＊BOLT ＊ｱﾌﾟｾｯﾄﾎﾞﾙﾄ	1	●	●	●	●	●	●	●	●	●	●	●	●	●	●	●	●	●	●	●	●	
14A-9		151-31021-0	＊O-RING 2.4-13.8 ＊Oﾘﾝｸﾞ 2.4-13.8	2	●	●	●	●	●	●	●	●	●	●	●	●	●	●	●	●	●	●	●	●	
14A-10		680-31048-0	＊BALL BEARING ＊ﾎﾞｰﾙﾍﾞｱﾘﾝｸﾞ	2	●	●	●	●	●	●	●	●	●	●	●	●	●	●	●	●	●	●	●	●	6001 DDV
14A-11		945003-2800	＊C-RING d=28 ＊Cﾘﾝｸﾞ d=28	2	●	●	●	●	●	●	●	●	●	●	●	●	●	●	●	●	●	●	●	●	
14A-12		680-31097-0	＊ROTOR SHAFT ASSY ＊ﾛｰﾀｼｬﾌﾄｱｯｼ	1	●	●	●	●	●	●	●	●	●	●	●	●	●	●	●	●	●	●	●	●	
14A-13		680-31041-0	＊VANE ＊ﾍﾞｰﾝ	4	●	●	●	●	●	●	●	●	●	●	●	●	●	●	●	●	●	●	●	●	
14A-14		680-31045-0	＊SIDE PLATE ＊ｻｲﾄﾞﾌﾟﾚｰﾄ	2	●	●	●	●	●	●	●	●	●	●	●	●	●	●	●	●	●	●	●	●	
14A-15		1F1-31148-0	BELT GUIDE ﾍﾞﾙﾄｶﾞｲﾄﾞ (Vﾍﾞﾙﾄ)	1	●	●	●	●	●								●	●	●	●	●	●	●	●	
14A-16	1	1E2-31101-0	V-PULLEY Vﾌﾟｰﾘ (ｵｲﾙﾚｽ)	1	●	●	●	●	●											●	●				φ78
14A-16	2	680-31101-0	V-PULLEY Vﾌﾟｰﾘ	1													●	●	●			●	●	●	for Full Auto Model φ99
14A-17		940121-0800	WASHER ﾜｯｼｬ	1	●	●	●	●	●	●	●	●					●	●	●	●	●	●	●	●	
14A-18		941322-0800	SPRING WASHER ｽﾌﾟﾘﾝｸﾞﾜｯｼｬ	1	●	●	●	●	●	●	●	●					●	●	●	●	●	●	●	●	
14A-19		930121-0800	NUT ﾅｯﾄ	1	●	●	●	●	●	●	●	●					●	●	●	●	●	●	●	●	
14A-20		916124-0845	BOLT ﾎﾞﾙﾄ	2	●	●	●	●	●	●	●	●					●	●	●	●	●	●	●	●	
14A-21		940121-0800	WASHER ﾜｯｼｬ	2	●	●	●	●	●	●	●	●					●	●	●	●	●	●	●	●	
14A-22		1E0-31530-0	STRAINER CASE ASSY ｽﾄﾚｰﾅｹｰｽｱｯｼ	1	●	●	●	●	●	●	●	●					●	●	●	●	●	●	●	●	
14A-23		680-31541-3	STRAINER ｽﾄﾚｰﾅ	1	●	●	●	●	●	●	●	●	●	●	●	●	●	●	●	●	●	●	●	●	
14A-24		680-31542-0	CUP ASSY ｶｯﾌﾟｱｯｼ ｽﾄﾚｰﾅ	1	●	●	●	●	●	●	●	●	●	●	●	●	●	●	●	●	●	●	●	●	
14A-25		680-31546-0	＊CUP ＊ｶｯﾌﾟ	1	●	●	●	●	●	●	●	●	●	●	●	●	●	●	●	●	●	●	●	●	
14A-26		680-31543-0	＊RING NUT ＊ﾘﾝｸﾞﾅｯﾄ	1	●	●	●	●	●	●	●	●	●	●	●	●	●	●	●	●	●	●	●	●	
14A-27		680-31544-0	＊O-RING ＊Oﾘﾝｸﾞ	1	●	●	●	●	●	●	●	●	●	●	●	●	●	●	●	●	●	●	●	●	
14A-28		680-31545-0	＊SPRING ＊ｽﾌﾟﾘﾝｸﾞ	1	●	●	●	●	●	●	●	●	●	●	●	●	●	●	●	●	●	●	●	●	
14A-29	1	991007-0530	PIPE L=530 ﾋﾞﾆﾙﾊﾟｲﾌﾟ L=530	1	●	●	●	●	●	●	●	●					●	●	●	●	●	●	●	●	9910-7-1000
14A-30		151-31341-0	GASKET ｶﾞｽｹｯﾄ VPｲﾝﾚｯﾄｴﾙﾎﾞ	1	●	●	●	●	●	●	●	●			●	●	●	●	●	●	●	●	●	●	
14A-31		910124-0620	BOLT ﾎﾞﾙﾄ	2	●	●	●	●	●	●	●	●					●	●	●	●	●	●	●	●	except PRO/PRO Ⅱ
14A-32		941322-0600	SPRING WASHER ｽﾌﾟﾘﾝｸﾞﾜｯｼｬ	2	●	●	●	●	●	●	●	●					●	●	●	●	●	●	●	●	except PRO/PRO Ⅱ
14A-33		126-31121-2	TENSION PULLEY ﾃﾝｼｮﾝﾌﾟｰﾘ ｺﾝﾌﾟﾘｰﾄ	1	●	●	●	●	●	●	●	●	●	●	●	●	●	●	●	●	●	●	●	●	
14A-34		121-31122-0	PULLEY SHAFT ﾌﾟｰﾘｼｬﾌﾄ	1	●	●	●	●	●				●	●	●	●	●	●	●	●	●	●	●	●	except VC72/62/52BS

Fig. 14A VACUUM PUMP
バキュームポンプ

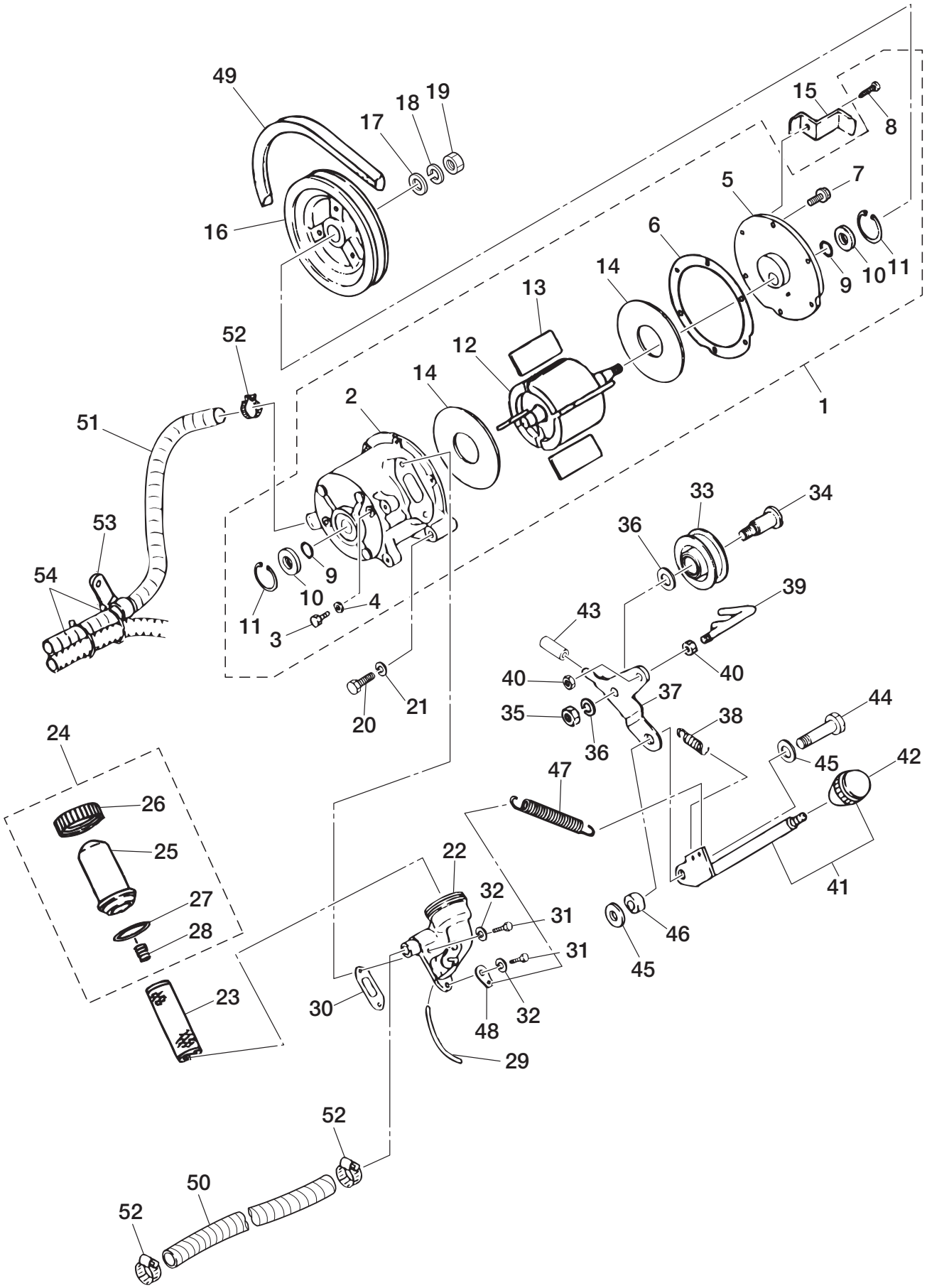

Ref.No. 見出番号		Part No. 部品番号	Description 部　品　名	Q'ty 個数	Applicable Model/適応モデル																			Remarks 備　　考
					VC42A	VC52B	VC62B	VC72B	VC42AS	VC52BS	VC62BS	VC72BS	VC62PRO	VC72PRO	VC62PRO Ⅱ	VC72PRO Ⅱ	VC52AM	VC62AM	VC72AM	VC62AS-R	VC72AS-R	VC62AM-R	VC62AM-N	VC72AM-R	
14A-35		930121-0800	NUT ﾅｯﾄ	1	●	●	●	●	●	●	●	●	●	●	●	●	●	●	●	●	●	●	●	●	
14A-36		940121-0800	WASHER ﾜｯｼｬ	2	●	●	●	●	●	●	●	●	●	●	●	●	●	●	●	●	●	●	●	●	
14A-37		1E0-31136-0	TENSION ARM ﾃﾝｼｮﾝｱｰﾑ ﾌﾟｰﾘ	1	●	●	●	●	●				●	●	●	●				●	●				
14A-38		1E0-31144-0	SPRING ｽﾌﾟﾘﾝｸﾞ	1	●	●	●	●	●				●	●	●	●				●	●				
14A-39		634-31141-0	BELT GUIDE ﾍﾞﾙﾄｶﾞｲﾄﾞ	1	●	●	●	●	●				●	●	●	●				●	●				
14A-40		930121-0600	NUT ﾅｯﾄ	2	●	●	●	●	●				●	●	●	●				●	●				
14A-41		1E0-31132-0	TENSION HANDLE ASSY ﾃﾝｼｮﾝﾊﾝﾄﾞﾙｱｯｼ	1	●	●	●	●	●				●	●	●	●				●	●				
14A-42		1E0-66111-0	＊GRIP LEVER ＊ｸﾞﾘｯﾌﾟﾚﾊﾞｰ	1	●	●	●	●	●	●	●	●	●	●	●	●				●	●				
14A-43		98AB-50-025	HOSE L=25 ｺﾞﾑﾎｰｽ L=25	1	●	●	●	●	●	●	●	●	●	●	●	●	●	●	●	●	●	●	●	●	98AB-501000
14A-44		910121-1030	BOLT ﾎﾞﾙﾄ	1	●	●	●	●	●				●	●	●	●				●	●				
14A-45		940121-1000	WASHER ﾜｯｼｬ	2	●	●	●	●	●				●	●	●	●				●	●				
14A-46		159-31133-0	SPACER 10-14-7.9 ｽﾍﾟｰｻ 10-14-7.9	1	●	●	●	●	●				●	●	●	●				●	●				
14A-47		1E0-31180-0	SPRING ASSY ｽﾌﾟﾘﾝｸﾞｱｯｼ	1	●	●	●	●	●				●	●	●	●				●	●				
14A-48		151-31354-0	HOOK PLATE ﾌｯｸﾌﾟﾚｰﾄ ｽﾌﾟﾘﾝｸﾞ	1	●	●	●	●	●				●	●						●	●				
14A-49	1	9751-1-0028	BELT A-28 Vﾍﾞﾙﾄ A-28	1	●	●	●	●	●				●	●						●	●				
14A-50		99AC19-0250	PIPE L=250 ﾋﾞﾆﾙﾊﾟｲﾌﾟ L=250	1	●	●	●	●	●	●	●	●					●	●	●	●	●	●	●	●	except PRO/PRO Ⅱ 99AC19-1000
14A-51	1	99AC19-0300	PIPE L=300 ﾋﾞﾆﾙﾊﾟｲﾌﾟ L=300	1	●	●	●	●	●	●	●	●					●	●	●	●	●	●	●	●	except PRO/PRO Ⅱ 99AC19-1000
14A-52		1A6-02374-1	HOSE CLAMP φ27 ﾎｰｽｸﾗﾝﾌﾟ φ27	3	●	●	●	●	●	●	●	●					●	●	●	●	●	●	●	●	except PRO/PRO Ⅱ
14A-53		1A6-31205-0	CLAMP ｸﾗﾝﾌﾟ ｱｳﾄﾚｯﾄﾊﾟｲﾌﾟ	1	●	●	●	●	●	●	●	●	●	●	●	●	●	●	●	●	●	●	●	●	
14A-54	1	1E0-34147-0	BAND 200 ﾘｰﾄﾞﾜｲﾔﾊﾞﾝﾄﾞ 200	2	●	●	●	●	●	●	●	●					●	●	●	●	●	●	●	●	except PRO/PRO Ⅱ
14A-54	2	1H2-31534-0	LEAD WIRE BAND 300 ﾊﾞﾝﾄﾞ ﾘｰﾄﾞﾜｲﾔ 300	3									●	●	●	●									for PRO/PRO Ⅱ

Fig. 14B VACUUM PUMP
バキュームポンプ

VC72~52BS

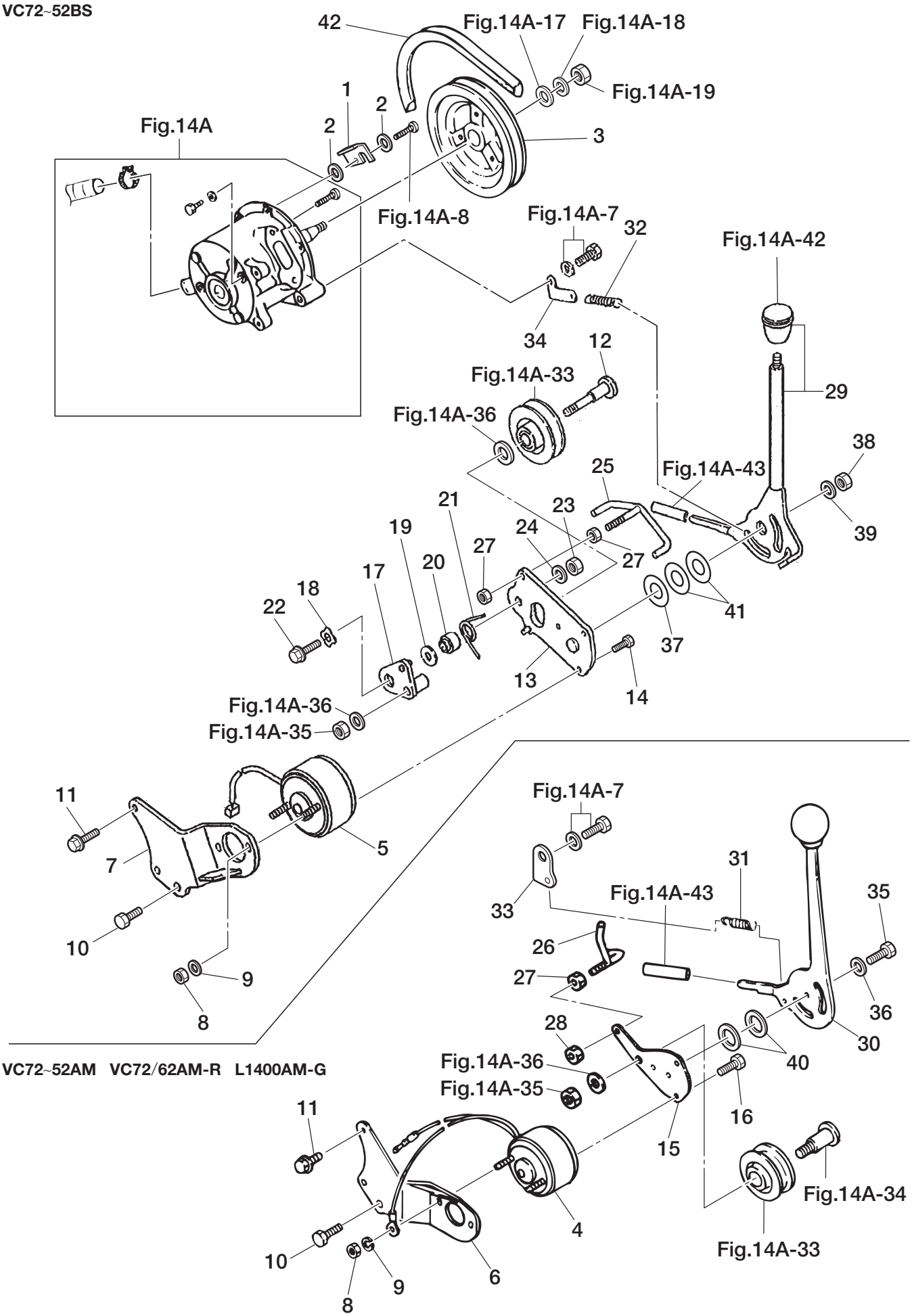

VC72~52AM VC72/62AM-R L1400AM-G

Ref.No. 見出番号	Part No. 部品番号	Description 部品名	Q'ty 個数	Applicable Model/適応モデル																				Remarks 備考
				VC42A	VC52B	VC62B	VC72B	VC42AS	VC52BS	VC62BS	VC72BS	VC62PRO	VC72PRO	VC62PRO II	VC72PRO II	VC52AM	VC62AM	VC72AM	VC62AS-R	VC72AS-R	VC62AM-R	VC62AM-N	VC72AM-R	
14B-1	1K9-31148-0	BELT GUIDE ﾍﾞﾙﾄｶﾞｲﾄﾞ (Vﾍﾞﾙﾄ)	1						●	●	●													for VC72/62/52BS
14B-2	940121-0500	WASHER ﾜｯｼｬ	2						●	●	●													for VC72/62/52BS
14B-3	1K9-31101-0	V-PULLEY φ113 Vﾌﾟｰﾘ φ113	1						●	●	●													for VC72/62/52BS φ113
14B-4	1F1-06581-1	ROTARY SOLENOID ﾛｰﾀﾘｿﾚﾉｲﾄﾞ	1													●	●	●			●	●	●	for Full Auto Model
14B-5	1K9-06581-0	ROTARY SOLENOID ﾛｰﾀﾘｿﾚﾉｲﾄﾞ	1						●	●	●													for VC72/62/52BS
14B-6	1F1-06582-1	BRACKET ﾌﾞﾗｹｯﾄ VPﾛｰﾀﾘｿﾚﾉｲﾄﾞ	1													●	●	●			●	●	●	for Full Auto Model
14B-7	1K9-06582-0	BRACKET ﾌﾞﾗｹｯﾄ VPﾛｰﾀﾘｿﾚﾉｲﾄﾞ	1						●	●	●													for VC72/62/52BS
14B-8	930121-0600	NUT ﾅｯﾄ	2						●	●	●					●	●	●			●	●	●	for Auto Priming
14B-9	940121-0600	WASHER ﾜｯｼｬ	2						●	●	●					●	●	●			●	●	●	for Auto Priming
14B-10	910121-5820	BOLT ﾎﾞﾙﾄ	1						●	●	●					●	●	●			●	●	●	for Auto Priming
14B-11	910121-5516	BOLT ﾎﾞﾙﾄ	2						●	●	●					●	●	●			●	●	●	for Auto Priming
14B-12	1K9-31122-0	PULLEY SHAFT ﾌﾟｰﾘｼｬﾌﾄ	1						●	●	●													for VC72/62/52BS
14B-13	1K9-31127-0	BRACKET ﾌﾞﾗｹｯﾄ ﾃﾝｼｮﾝﾌﾟｰﾘ	1						●	●	●													for VC72/62/52BS
14B-14	1K9-31129-0	BOLT 5-8 ﾎﾞﾙﾄ 5-8	3						●	●	●													for VC72/62/52BS
14B-15	1F1-31136-0	TENSION ARM ﾃﾝｼｮﾝｱｰﾑ ﾌﾟｰﾘ	1													●	●	●			●	●	●	for Full Auto Model
14B-16	1F1-31129-0	BOLT ﾎﾞﾙﾄ	3													●	●	●			●	●	●	for Full Auto Model Hexagon Cap Bolt
14B-17	1K9-31136-0	TENSION ARM ﾃﾝｼｮﾝｱｰﾑ ﾌﾟｰﾘ	1						●	●	●													for VC72/62/52BS
14B-18	941403-1200	WAVE WASHER d=12 ｳｪｰﾌﾞﾜｯｼｬ d=12	1						●	●	●													for VC72/62/52BS
14B-19	1K9-31133-0	SPACER 12.2-18-0.5 ｽﾍﾟｰｻ 12.2-18-0.5	1						●	●	●													for VC72/62/52BS
14B-20	1K9-31135-0	SPACER ｽﾍﾟｰｻ ﾃﾝｼｮﾝﾌﾟｰﾘ	1						●	●	●													for VC72/62/52BS
14B-21	1K9-31138-0	SPRING ｽﾌﾟﾘﾝｸﾞ	1						●	●	●													for VC72/62/52BS
14B-22	910121-5830	BOLT ﾎﾞﾙﾄ	1						●	●	●													for VC72/62/52BS
14B-23	930121-0800	NUT ﾅｯﾄ	1						●	●	●													for VC72/62/52BS
14B-24	940121-0800	WASHER ﾜｯｼｬ	1						●	●	●													for VC72/62/52BS
14B-25	1K9-31141-0	BELT GUIDE ﾍﾞﾙﾄｶﾞｲﾄﾞ	1						●	●	●													for VC72/62/52BS
14B-26	128-31141-1	BELT GUIDE ﾍﾞﾙﾄｶﾞｲﾄﾞ	1													●	●	●			●	●	●	for Full Auto Model
14B-27	930121-0600	NUT ﾅｯﾄ	1						●	●	●					●	●	●			●	●	●	for Auto Priming
14B-28	930221-0600	NUT ﾅｯﾄ	1						●	●	●					●	●	●			●	●	●	for Auto Priming
14B-29	1K9-31132-0	TENSION HANDLE ASSY ﾃﾝｼｮﾝﾊﾝﾄﾞﾙｱｯｼ	1						●	●	●													for VC72/62/52BS
14B-30	1F1-31132-1	TENSION HANDLE ASSY ﾃﾝｼｮﾝﾊﾝﾄﾞﾙｱｯｼ	1													●	●	●			●	●	●	for Full Auto Model
14B-31	1F1-31138-0	SPRING ｽﾌﾟﾘﾝｸﾞ	1													●	●	●			●	●	●	for Full Auto Model
14B-32	128-31138-0	SPRING ｽﾌﾟﾘﾝｸﾞ	1						●	●	●													for VC72/62/52BS
14B-33	624-31354-0	HOOK PLATE t=1.2 ﾌｯｸﾌﾟﾚｰﾄ ｽﾌﾟﾘﾝｸﾞ t=1.2	1													●	●	●			●	●	●	for Full Auto Model
14B-34	1K9-31354-0	HOOK PLATE t=1.6 ﾌｯｸﾌﾟﾚｰﾄ ｽﾌﾟﾘﾝｸﾞ t=1.6	1						●	●	●													for VC72/62/52BS
14B-35	1F1-31184-0	SHOULDER BOLT 6-9 ｼｮﾙﾀﾞﾎﾞﾙﾄ 6-9	1													●	●	●			●	●	●	for Full Auto Model
14B-36	346-67115-0	WASHER 6.5-21-1 ﾜｯｼｬ 6.5-21-1	1													●	●	●			●	●	●	for Full Auto Model
14B-37	1K9-31183-0	WASHER 14.2-30-1.6 ﾜｯｼｬ 14.2-30-1.6	1						●	●	●													for VC72/62/52BS

Fig. 14B VACUUM PUMP
バキュームポンプ

VC72~52BS

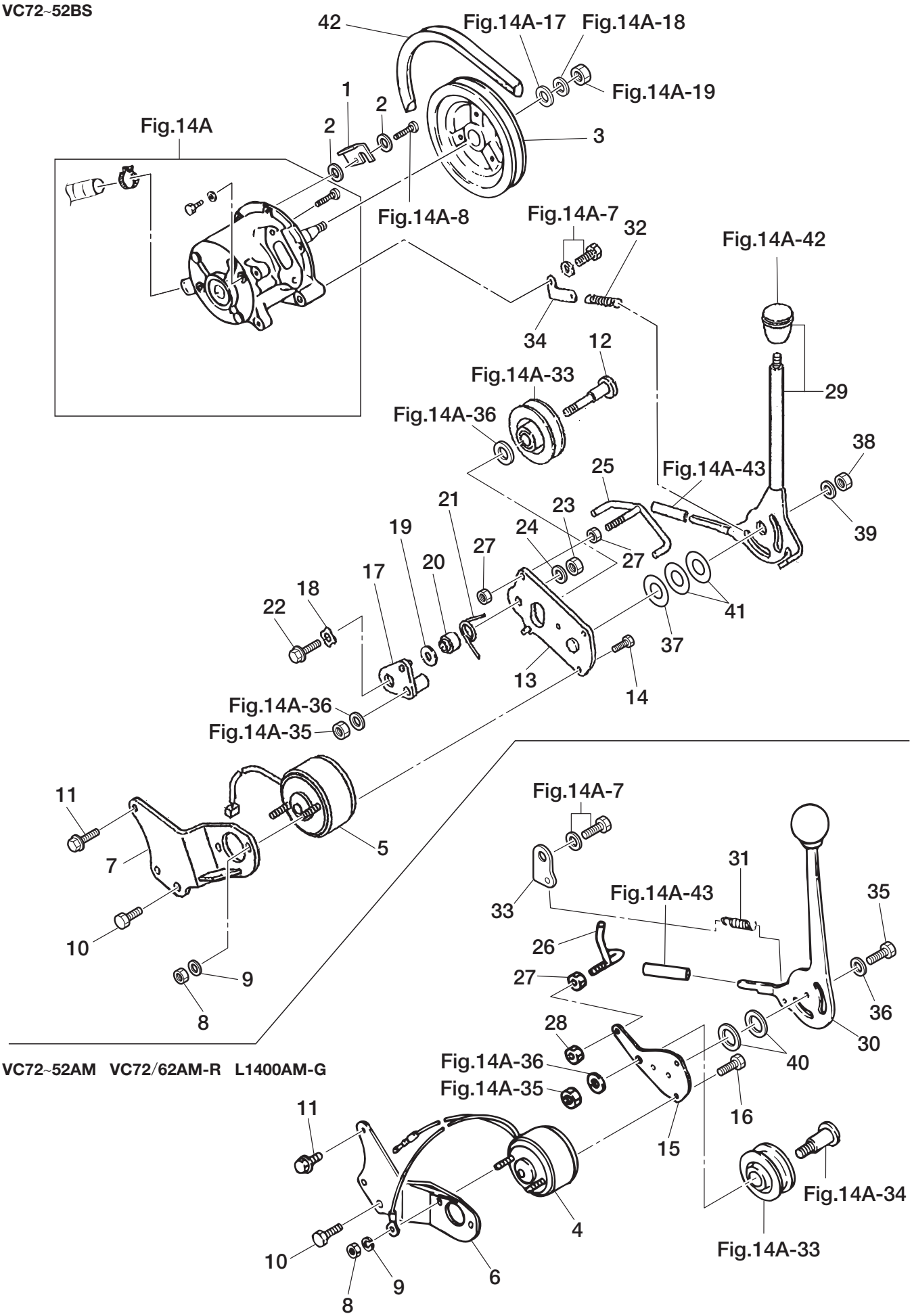

VC72~52AM VC72/62AM-R L1400AM-G

Ref.No. 見出番号		Part No. 部品番号	Description 部品名	Q'ty 個数	Applicable Model/適応モデル																			Remarks 備考
					VC42A	VC52B	VC62B	VC72B	VC42AS	VC52BS	VC62BS	VC72BS	VC62PRO	VC72PRO	VC62PRO II	VC72PRO II	VC52AM	VC62AM	VC72AM	VC62AS-R	VC72AS-R	VC62AM-R	VC62AM-N	VC72AM-R	
14B-38		930121-0600	NUT ナット	1						●	●	●												for VC72/62/52BS
14B-39		940121-0600	WASHER 6.5-23-1.5 ワッシャ 6.5-23-1.5	1						●	●	●												for VC72/62/52BS
14B-40	1	309-64017-0	SHIM 17.5-10.2-0.05 シム 17.5-10.2-0.05	A													●	●	●			●	●	●	for Full Auto Model
14B-40	2	309-64015-0	SHIM 17.5-10.2-0.1 シム 17.5-10.2-0.1	A													●	●	●			●	●	●	for Full Auto Model
14B-40	3	309-64014-0	SHIM 17.5-10.2-0.2 シム 17.5-10.2-0.2	A													●	●	●			●	●	●	for Full Auto Model
14B-41	1	1K9-31186-0	SHIM 14.2-30-0.05 シム 14.2-30-0.05	A						●	●	●													for VC72/62/52BS
14B-41	2	1K9-31187-0	SHIM 14.2-30-0.1 シム 14.2-30-0.1	A						●	●	●													for VC72/62/52BS
14B-41	3	1K9-31188-0	SHIM 14.2-30-0.2 シム 14.2-30-0.2	A						●	●	●													for VC72/62/52BS
14B-42	1	9751-4-0030	BELT M-30 Vベルト M-30	1													●	●	●			●	●	●	for Full Auto Model
14B-42	2	9751-4-0032	BELT M-32 Vベルト M-32	1						●	●	●													for VC72/62/52BS

Fig. 14C VACUUM PUMP
バキュームポンプ

VC72/62PRO　VC72/62PROⅡ

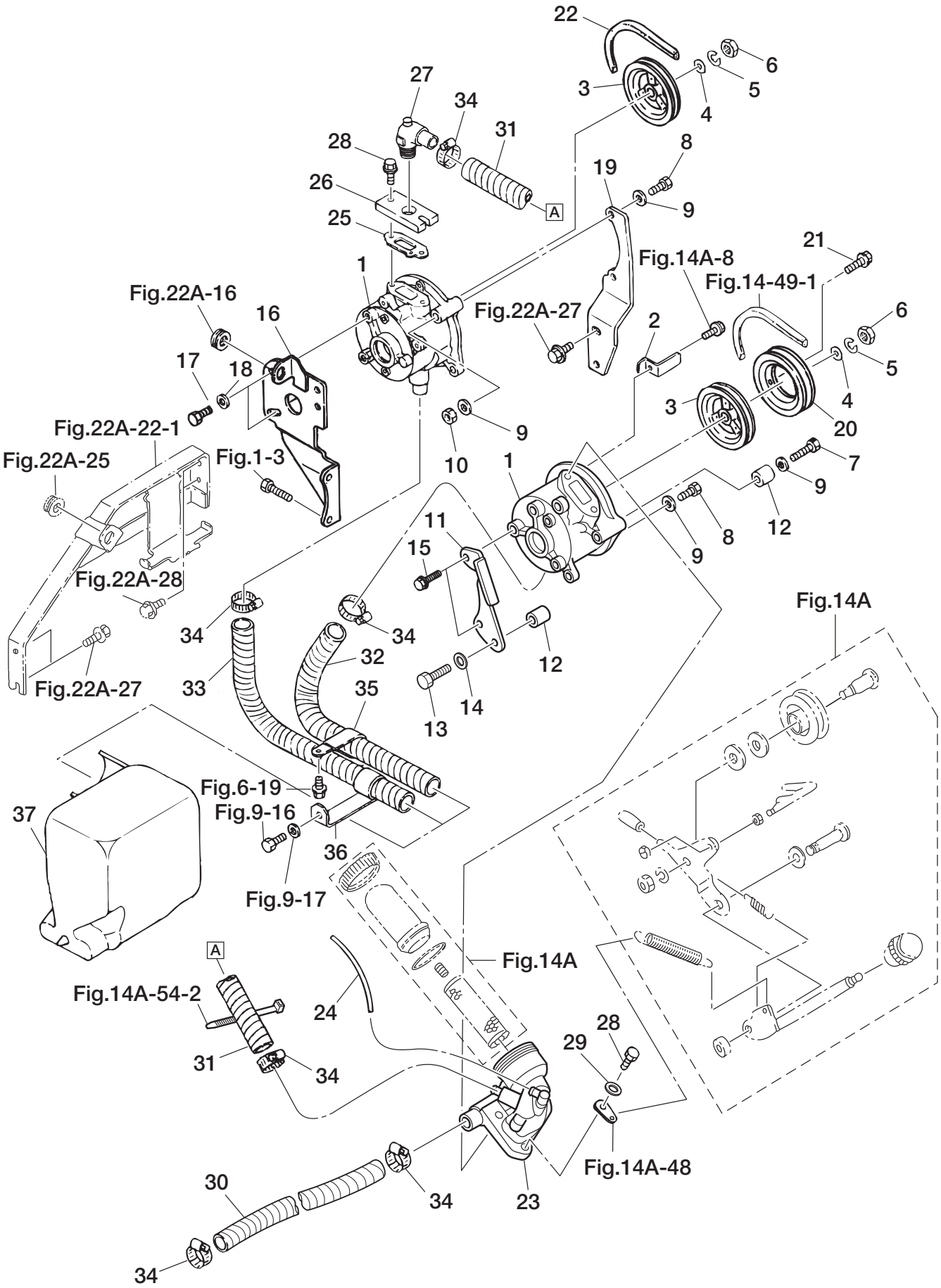

Ref.No. 見出番号	Part No. 部品番号	Description 部　品　名	Q'ty 個数	Applicable Model/適応モデル																			Remarks 備　　考
				VC42A	VC52B	VC62B	VC72B	VC42AS	VC52BS	VC62BS	VC72BS	VC62PRO	VC72PRO	VC62PRO II	VC72PRO II	VC52AM	VC62AM	VC72AM	VC62AS-R	VC72AS-R	VC62AM-R	VC62AM-N	VC72AM-R	
14C-1	1H2-31000-0	VACUUM PUMP ASSY ﾊﾞｷｭｰﾑﾎﾟﾝﾌﾟｱｯｼ	2									●	●											for PRO
14C-2	1H2-31148-0	BELT GUIDE ﾍﾞﾙﾄｶﾞｲﾄﾞ(Vﾍﾞﾙﾄ)	1									●	●											for PRO
14C-3	1H2-31103-0	V-PULLEY Vﾌﾟｰﾘ	2									●	●											for PRO
14C-4	940121-0800	WASHER ﾜｯｼｬ	2									●	●	●	●									for PRO/PRO II
14C-5	941322-0800	SPRING WASHER ｽﾌﾟﾘﾝｸﾞﾜｯｼｬ	2									●	●	●	●									for PRO/PRO II
14C-6	930121-0800	NUT ﾅｯﾄ	2									●	●	●	●									for PRO/PRO II
14C-7	916124-0845	BOLT ﾎﾞﾙﾄ	1									●	●	●	●									for PRO/PRO II
14C-8	910121-0825	BOLT ﾎﾞﾙﾄ	3									●	●	●	●									for PRO/PRO II
14C-9	940121-0800	WASHER ﾜｯｼｬ	6									●	●	●	●									for PRO/PRO II
14C-10	930121-0800	NUT ﾅｯﾄ	2									●	●	●	●									for PRO/PRO II
14C-11	159-31371-0	BRACKET ﾌﾞﾗｹｯﾄ ﾊﾞｷｭｰﾑﾎﾟﾝﾌﾟ	1									●	●											for PRO
14C-12	1H2-31372-0	SPACER 9-20-19 ｽﾍﾟｰｻ 9-20-19	2									●	●											for PRO
14C-13	910121-0840	BOLT ﾎﾞﾙﾄ	1									●	●											for PRO
14C-14	940121-0800	WASHER ﾜｯｼｬ	1									●	●											for PRO
14C-15	910121-5516	BOLT ﾎﾞﾙﾄ	2									●	●											for PRO
14C-16	1H2-31375-0	BRACKET ﾌﾞﾗｹｯﾄA VP	1									●	●	●	●									for PRO/PRO II
14C-17	910121-0612	BOLT ﾎﾞﾙﾄ	2									●	●	●	●									for PRO/PRO II
14C-18	940121-0600	WASHER ﾜｯｼｬ	2									●	●	●	●									for PRO/PRO II
14C-19	1H2-31377-0	BRACKET ﾌﾞﾗｹｯﾄB VP	1									●	●	●	●									for PRO/PRO II
14C-20	1H2-31101-0	V-PULLEY φ78 Vﾌﾟｰﾘ φ78	1									●	●											for PRO
14C-21	910121-6630	BOLT ﾎﾞﾙﾄ	3									●	●											for PRO
14C-22	9751-1-0020	BELT A-20 Vﾍﾞﾙﾄ A-20	1									●	●	●	●									for PRO/PRO II
14C-23	1H2-31530-0	STRAINER CASE ASSY ｽﾄﾚｰﾅｹｰｽｱｯｼ	1									●	●											for PRO
14C-24	991007-0210	PIPE ﾋﾞﾆﾙﾊﾟｲﾌﾟ	1									●	●	●	●									for PRO/PRO II 991007-1000
14C-25	151-31341-0	GASKET ｶﾞｽｹｯﾄ VPｲﾝﾚｯﾄｴﾙﾎﾞ	2									●	●											for PRO
14C-26	1H2-31539-0	PLATE ﾌﾟﾚｰﾄ ｲﾝﾃｰｸ	1									●	●	●	●									for PRO/PRO II
14C-27	1H2-31011-0	ELBOW ｴﾙﾎﾞ VP	1									●	●	●	●									for PRO/PRO II
14C-28	910124-0620	BOLT ﾎﾞﾙﾄ	4									●	●											for PRO
14C-29	941322-0600	SPRING WASHER ｽﾌﾟﾘﾝｸﾞﾜｯｼｬ	4									●	●											for PRO
14C-30	99AC19-0230	PIPE L=230 ﾋﾞﾆﾙﾊﾟｲﾌﾟ L=230	1									●	●											for PRO 99AC19-1000
14C-31	99AC19-0145	PIPE L=145 ﾋﾞﾆﾙﾊﾟｲﾌﾟ L=145	1									●	●											for PRO 99AC19-1000
14C-32	99AC19-0480	PIPE L=480 ﾋﾞﾆﾙﾊﾟｲﾌﾟ L=480	1									●	●											for PRO 99AC19-1000
14C-33	99AC19-0500	PIPE L=500 ﾋﾞﾆﾙﾊﾟｲﾌﾟ L=500	1									●	●											for PRO 99AC19-1000
14C-34	1A6-02374-1	HOSE CLAMP φ27 ﾎｰｽｸﾗﾝﾌﾟ φ27	6									●	●	●	●									for PRO/PRO II
14C-35	353-06972-0	CLAMP 7-80P ｸﾗﾝﾌﾟ 7-80P	1									●	●	●	●									for PRO/PRO II
14C-36	1H2-31555-0	CLAMP ｸﾗﾝﾌﾟ	1									●	●	●	●									for PRO/PRO II
14C-37	1H2-31311-0	POT ﾎﾟｯﾄ	1									●	●	●	●									for PRO/PRO II

Fig. 14D VACUUM PUMP
バキュームポンプ

*番号のない部品はFig.14Cを参照。

VC72/62PROⅡ

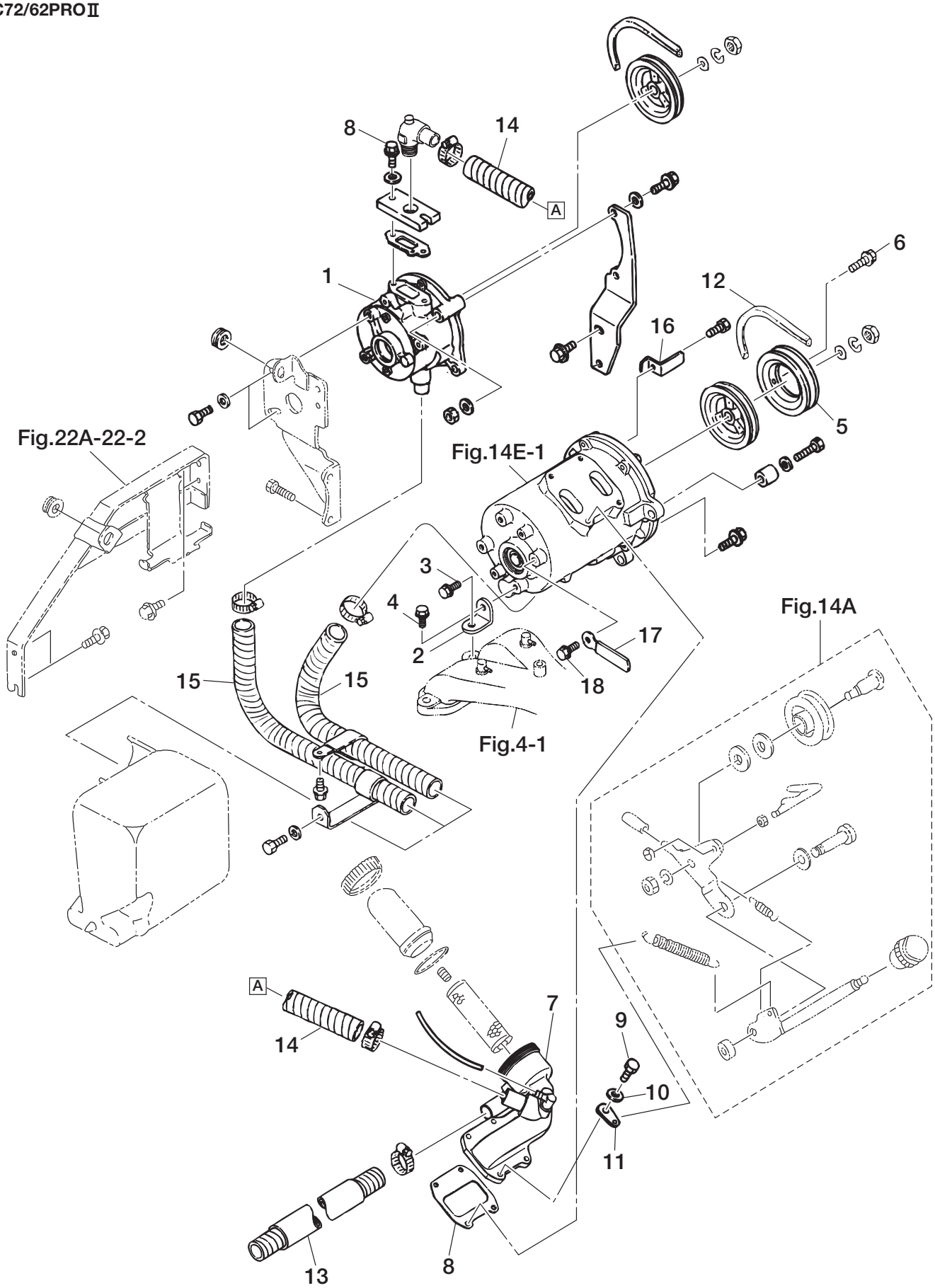

Ref.No. 見出番号	Part No. 部品番号	Description 部　品　名	Q'ty 個数	Applicable Model/適応モデル																				Remarks 備　　考
				VC42A	VC52B	VC62B	VC72B	VC42AS	VC52BS	VC62BS	VC72BS	VC62PRO	VC72PRO	VC62PRO Ⅱ	VC72PRO Ⅱ	VC52AM	VC62AM	VC72AM	VC62AS-R	VC72AS-R	VC62AM-R	VC62AM-N	VC72AM-R	
14D-1	1H2-31000-0	VACUUM PUMP ASSY ﾊﾞｷｭｰﾑﾎﾟﾝﾌﾟｱｯｼ	1											●	●									for PRO Ⅱ 2nd
14D-2	1R1-31371-0	BRACKET ﾌﾞﾗｹｯﾄ ﾊﾞｷｭｰﾑﾎﾟﾝﾌﾟ	1											●	●									
14D-3	910121-5610	BOLT ﾎﾞﾙﾄ	1											●	●									Intake Manifold
14D-4	910121-5614	BOLT ﾎﾞﾙﾄ	1											●	●									
14D-5	1R1-31101-0	V-PULLEY φ110 Vﾌﾟｰﾘ φ110	1											●	●									φ110
14D-6	910114-5620	BOLT ﾎﾞﾙﾄ	3											●	●									
14D-7	1R1-31530-0	STRAINER CASE ASSY ｽﾄﾚｰﾅｹｰｽｱｯｼ	1											●	●									
14D-8	6D3-31341-0	GASKET ｶﾞｽｹｯﾄ ｽﾄﾚｰﾅｹｰｽ	1											●	●									
14D-9	910124-0620	BOLT ﾎﾞﾙﾄ	6											●	●									
14D-10	941322-0600	SPRING WASHER ｽﾌﾟﾘﾝｸﾞﾜｯｼｬ	6											●	●									
14D-11	1R1-31354-0	HOOK PLATE ﾌｯｸﾌﾟﾚｰﾄ ｽﾌﾟﾘﾝｸﾞ	1											●	●									
14D-12	9751-1-0030	BELT A-30 Vﾍﾞﾙﾄ A-30	1											●	●									
14D-13	1R1-31240-0	VACUUM PIPE ﾊﾞｷｭｰﾑﾊﾟｲﾌﾟ	1											●	●									
14D-14	99AC19-0170	PIPE L=170 ﾋﾞﾆﾙﾊﾟｲﾌﾟ L=170	1											●	●									99AC19-1000
14D-15	99AC19-0550	PIPE L=550 ﾋﾞﾆﾙﾊﾟｲﾌﾟ L=550	2											●	●									99AC19-1000
14D-16	1R1-31148-0	BELT GUIDE ﾍﾞﾙﾄｶﾞｲﾄﾞ (Vﾍﾞﾙﾄ)	1											●	●									
14D-17	398-06972-0	CLAMP 6.5-67P ｸﾗﾝﾌﾟ 6.5-67P	1											●	●									
14D-18	910121-5610	BOLT ﾎﾞﾙﾄ	1											●	●									

Fig. 14E VACUUM PUMP
バキュームポンプ

VC72/62PROⅡ

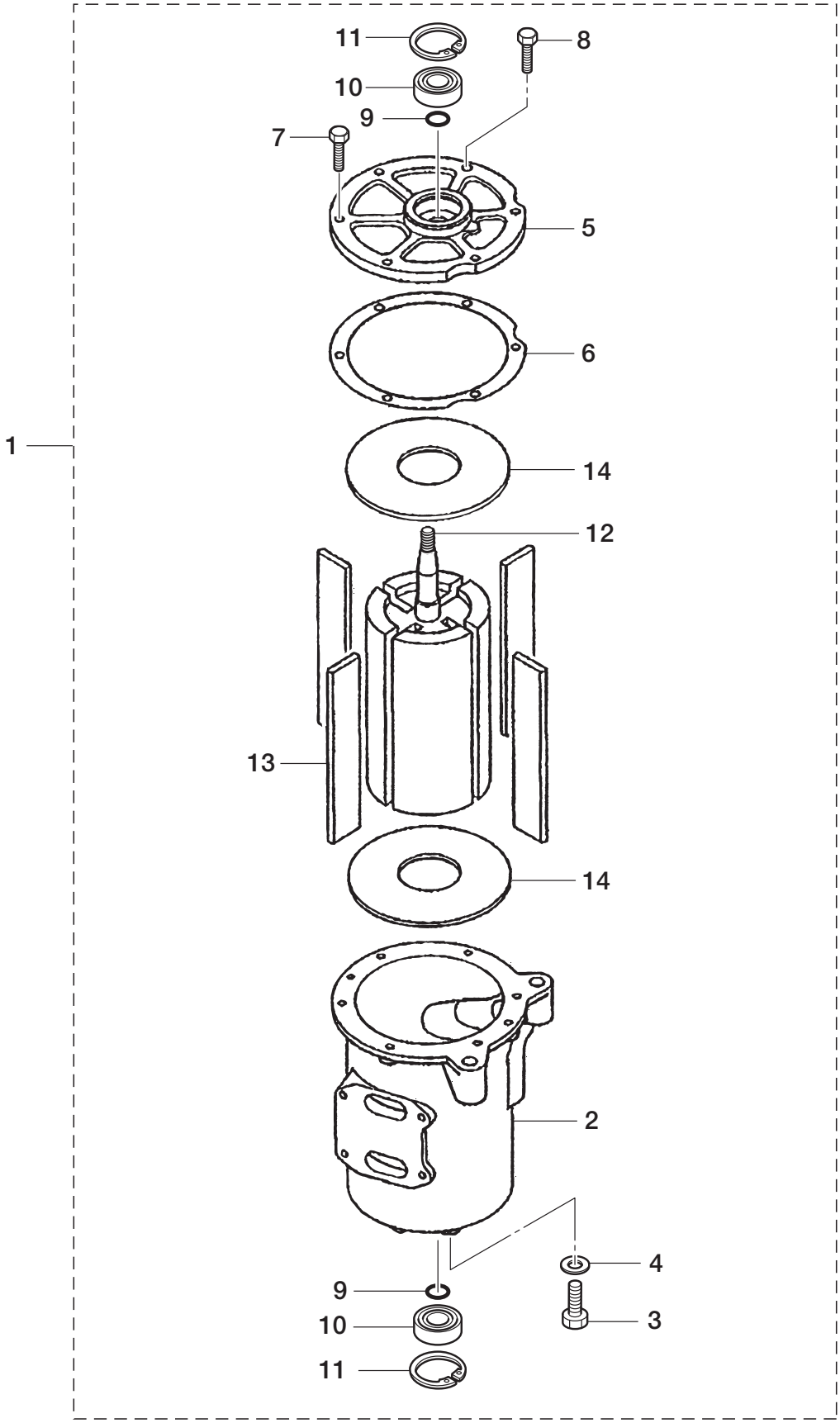

Ref.No. 見出番号		Part No. 部品番号	Description 部　品　名	Q'ty 個数	Applicable Model/適応モデル																			Remarks 備　　考
					VC42A	VC52B	VC62B	VC72B	VC42AS	VC52BS	VC62BS	VC72BS	VC62PRO	VC72PRO	VC62PRO Ⅱ	VC72PRO Ⅱ	VC52AM	VC62AM	VC72AM	VC62AS-R	VC72AS-R	VC62AM-R	VC62AM-N	VC72AM-R	
14E-1		1R1-31000-1	VACUUM PUMP ASSY ﾊﾞｷｭｰﾑﾎﾟﾝﾌﾟｱｯｼ	1											●	●									for PRO Ⅱ 1st with out V-Pulley
14E-2		1R1-31010-0	＊VACUUM PUMP CASE ＊ﾊﾞｷｭｰﾑﾎﾟﾝﾌﾟｹｰｽ	1											●	●									
14E-3		910103-0508	＊BOLT ＊ﾎﾞﾙﾄ	2											●	●									
14E-4		680-31098-0	＊GASKET 5.2-10-0.8 ＊ｶﾞｽｹｯﾄ 5.2-10-0.8	2											●	●									
14E-5		6D3-31020-0	＊VACUUM PUMP COVER ＊ﾊﾞｷｭｰﾑﾎﾟﾝﾌﾟｶﾊﾞｰ	1											●	●									
14E-6	1	680-31039-1	＊GASKET t=0.06 ＊ｶﾞｽｹｯﾄ ﾊﾞｷｭｰﾑﾎﾟﾝﾌﾟ t=0.06	A											●	●									
14E-6	2	161-31039-1	＊GASKET t=0.03 ＊ｶﾞｽｹｯﾄ ﾊﾞｷｭｰﾑﾎﾟﾝﾌﾟ t=0.03	A											●	●									
14E-7		910121-6516	＊BOLT ＊ﾎﾞﾙﾄ	5											●	●									
14E-8		910421-6516	＊BOLT ＊ｱﾌﾟｾｯﾄﾎﾞﾙﾄ	1											●	●									
14E-9		151-31021-0	＊O-RING 2.4-13.8 ＊Oﾘﾝｸﾞ 2.4-13.8	2											●	●									
14E-10		680-31048-0	＊BALL BEARING ＊ﾎﾞｰﾙﾍﾞｱﾘﾝｸﾞ	2											●	●									6001 DDV
14E-11		945003-2800	＊C-RING d=28 ＊Cﾘﾝｸﾞ d=28	2											●	●									
14E-12		6D3-31097-0	＊ROTOR SHAFT ASSY ＊ﾛｰﾀｼｬﾌﾄｱｯｼ	1											●	●									
14E-13		6D3-31041-1	＊VANE ＊ﾍﾞｰﾝ	4											●	●									
14E-14		680-31045-0	＊SIDE PLATE ＊ｻｲﾄﾞﾌﾟﾚｰﾄ	2											●	●									

Fig. 15 DISCHARGE BALL VALVE CHAMBER
ディスチャージボールバルブチャンバ

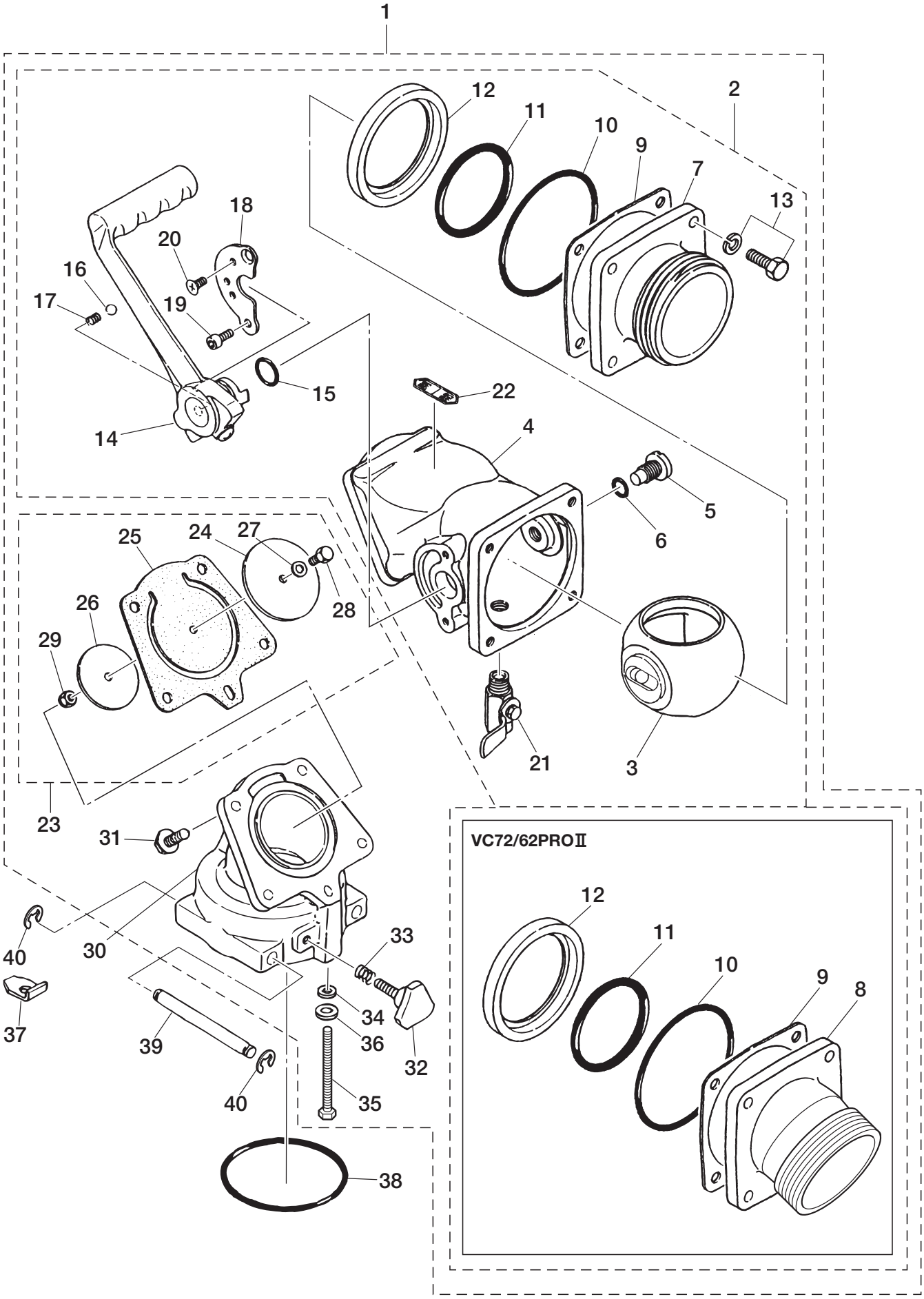

Ref.No. 見出番号		Part No. 部品番号	Description 部 品 名	Q'ty 個数	Applicable Model/適応モデル																			Remarks 備 考
					VC42A	VC52B	VC62B	VC72B	VC42AS	VC52BS	VC62BS	VC72BS	VC62PRO	VC72PRO	VC62PRO Ⅱ	VC72PRO Ⅱ	VC52AM	VC62AM	VC72AM	VC62AS-R	VC72AS-R	VC62AM-R	VC62AM-N	VC72AM-R	
15-1	1	6B2-32540-0	DISCHARGE BALL VALVE ASSY ﾃﾞｨｽﾁｬｰｼﾞﾎﾞｰﾙﾊﾞﾙﾌﾞｱｯｼ	1	●	●	●	●	●	●	●	●	●	●			●	●	●	●	●	●	●		except PRO Ⅱ
15-1	2	1R1-32540-0	DISCHARGE BALL VALVE ASSY ﾃﾞｨｽﾁｬｰｼﾞﾎﾞｰﾙﾊﾞﾙﾌﾞｱｯｼ	1											●	●									for PRO Ⅱ
15-2	1	6B3-32519-0	* BALL VALVE ASSY * ﾎﾞｰﾙﾊﾞﾙﾌﾞｱｯｼ	1	●	●	●	●	●	●	●	●	●	●			●	●	●	●	●	●	●	●	except PRO Ⅱ
15-2	2	1R1-32519-0	* BALL VALVE ASSY * ﾎﾞｰﾙﾊﾞﾙﾌﾞｱｯｼ	1											●	●									for PRO Ⅱ
15-3		6B3-32502-1	** BALL VALVE ** ﾎﾞｰﾙﾊﾞﾙﾌﾞ	1	●	●	●	●	●	●	●	●	●	●	●	●	●	●	●	●	●	●	●	●	
15-4		6B3-32501-0	** VALVE BODY ** ﾊﾞﾙﾌﾞﾎﾞﾃﾞｨ	1	●	●	●	●	●	●	●	●	●	●	●	●	●	●	●	●	●	●	●	●	
15-5		6B3-32528-2	** HOLDER ** ﾎﾙﾀﾞｰﾎﾞｰﾙﾊﾞﾙﾌﾞ B	1	●	●	●	●	●	●	●	●	●	●	●	●	●	●	●	●	●	●	●	●	
15-6		176-32545-0	** O-RING 2.4-10.8 ** Oﾘﾝｸﾞ 2.4-10.8	1	●	●	●	●	●	●	●	●	●	●	●	●	●	●	●	●	●	●	●	●	
15-7		6B3-32503-0	** FLANGE ** ﾌﾗﾝｼﾞ ｱｳﾄﾚｯﾄ	1	●	●	●	●	●	●	●	●	●	●			●	●	●	●	●	●	●	●	except PRO Ⅱ
15-8		1R1-32503-0	** FLANGE ** ﾌﾗﾝｼﾞ ｱｳﾄﾚｯﾄ	1											●	●									for PRO Ⅱ
15-9		6B3-32508-0	** GASKET ** ｶﾞｽｹｯﾄ ﾌﾗﾝｼﾞｱｳﾄﾚｯﾄ	A	●	●	●	●	●	●	●	●	●	●	●	●	●	●	●	●	●	●	●	●	
15-10		6B3-32543-0	** O-RING 3.1-89.4 ** Oﾘﾝｸﾞ 3.1-89.4	1	●	●	●	●	●	●	●	●	●	●	●	●	●	●	●	●	●	●	●	●	
15-11		6B3-32541-0	** O-RING 8.1-59.8 ** Oﾘﾝｸﾞ 8.1-59.8	1	●	●	●	●	●	●	●	●	●	●	●	●	●	●	●	●	●	●	●	●	
15-12		6B3-32505-0	** RETAINER ** ﾘﾃｰﾅ	1	●	●	●	●	●	●	●	●	●	●	●	●	●	●	●	●	●	●	●	●	
15-13		910103-5825	** BOLT ** ﾎﾞﾙﾄ	4	●	●	●	●	●	●	●	●	●	●	●	●	●	●	●	●	●	●	●	●	
15-14		6B3-32530-1	** HANDLE ** ﾊﾝﾄﾞﾙ	1	●	●	●	●	●	●	●	●	●	●	●	●	●	●	●	●	●	●	●	●	
15-15		6B3-32529-0	** O-RING 1.9-17.8 ** Oﾘﾝｸﾞ 1.9-17.8	1	●	●	●	●	●	●	●	●	●	●	●	●	●	●	●	●	●	●	●	●	
15-16		965002-1605	** BALL 5/16 ** ﾎﾞｰﾙ ｽﾁｰﾙ 5/16	1	●	●	●	●	●	●	●	●	●	●	●	●	●	●	●	●	●	●	●	●	
15-17		6B3-32536-0	** SPRING ** ｽﾌﾟﾘﾝｸﾞ	1	●	●	●	●	●	●	●	●	●	●	●	●	●	●	●	●	●	●	●	●	
15-18		6B3-32537-0	** PLATE ** ﾌﾟﾚｰﾄ	1	●	●	●	●	●	●	●	●	●	●	●	●	●	●	●	●	●	●	●	●	
15-19		6B3-32538-0	** STOPPER BOLT ** ｽﾄｯﾊﾟﾎﾞﾙﾄ	1	●	●	●	●	●	●	●	●	●	●	●	●	●	●	●	●	●	●	●	●	
15-20		921603-0612	** SCREW ** ｽｸﾘｭ	1	●	●	●	●	●	●	●	●	●	●	●	●	●	●	●	●	●	●	●	●	
15-21		6B3-30001-0	** BALL VALVE 1/4 ** ﾎﾞｰﾙﾊﾞﾙﾌﾞ 1/4	1	●	●	●	●	●	●	●	●	●	●	●	●	●	●	●	●	●	●	●	●	
15-22		1E0-38115-0	** OPERATION LABEL ** ｵﾍﾟﾚｰｼｮﾝﾗﾍﾞﾙ	1	●	●	●	●	●	●	●	●	●	●	●	●	●	●	●	●	●	●	●	●	
15-23		6B3-32520-0	* VALVE ASSY * ﾊﾞﾙﾌﾞｱｯｼ	1	●	●	●	●	●	●	●	●	●	●	●	●	●	●	●	●	●	●	●	●	
15-24		6B3-32521-0	** DISCHARGE VALVE ** ﾃﾞｨｽﾁｬｰｼﾞﾊﾞﾙﾌﾞ	1	●	●	●	●	●	●	●	●	●	●	●	●	●	●	●	●	●	●	●	●	
15-25		6B3-32022-0	** RUBBER VALVE ** ﾗﾊﾞｰ ﾃﾞｨｽﾁｬｰｼﾞﾊﾞﾙﾌﾞ	1	●	●	●	●	●	●	●	●	●	●	●	●	●	●	●	●	●	●	●	●	
15-26		6B3-32523-0	** RUBBER HOLDER ** ﾗﾊﾞｰﾎﾙﾀﾞ ﾃﾞｨｽﾁｬｰｼﾞ	1	●	●	●	●	●	●	●	●	●	●	●	●	●	●	●	●	●	●	●	●	
15-27		151-33159-0	** GASKET 6.2-11-1 ** ｶﾞｽｹｯﾄ 6.2-11-1	1	●	●	●	●	●	●	●	●	●	●	●	●	●	●	●	●	●	●	●	●	
15-28		910103-0616	** BOLT ** ﾎﾞﾙﾄ	1	●	●	●	●	●	●	●	●	●	●	●	●	●	●	●	●	●	●	●	●	
15-29		930403-0600	** NYLON NUT 6-P1.0 ** ﾅｲﾛﾝﾅｯﾄ 6-P1.0	1	●	●	●	●	●	●	●	●	●	●	●	●	●	●	●	●	●	●	●	●	
15-30		6B2-32527-2	* FLANGE * ﾌﾗﾝｼﾞ ﾊﾞﾙﾌﾞﾎﾞﾃﾞｨ	1	●	●	●	●	●	●	●	●	●	●	●	●	●	●	●	●	●	●	●	●	
15-31		910103-5825	* BOLT * ﾎﾞﾙﾄ	4	●	●	●	●	●	●	●	●	●	●	●	●	●	●	●	●	●	●	●	●	
15-32		6B2-32507-0	* KNOB BOLT * ﾉﾌﾞﾎﾞﾙﾄ	1	●	●	●	●	●	●	●	●	●	●	●	●	●	●	●	●	●	●	●	●	
15-33		6B2-32526-0	* SPRING * ｽﾌﾟﾘﾝｸﾞ ﾉﾌﾞﾎﾞﾙﾄ	1	●	●	●	●	●	●	●	●	●	●	●	●	●	●	●	●	●	●	●	●	
15-34		941122-0600	* SPRING WASHER * ﾛｯｸﾜｯｼｬ	1	●	●	●	●	●	●	●	●	●	●	●	●	●	●	●	●	●	●	●	●	
15-35		910121-0675	* BOLT * ﾎﾞﾙﾄ	1	●	●	●	●	●	●	●	●	●	●	●	●	●	●	●	●	●	●	●	●	

Fig. 15 DISCHARGE BALL VALVE CHAMBER
ディスチャージボールバルブチャンバ

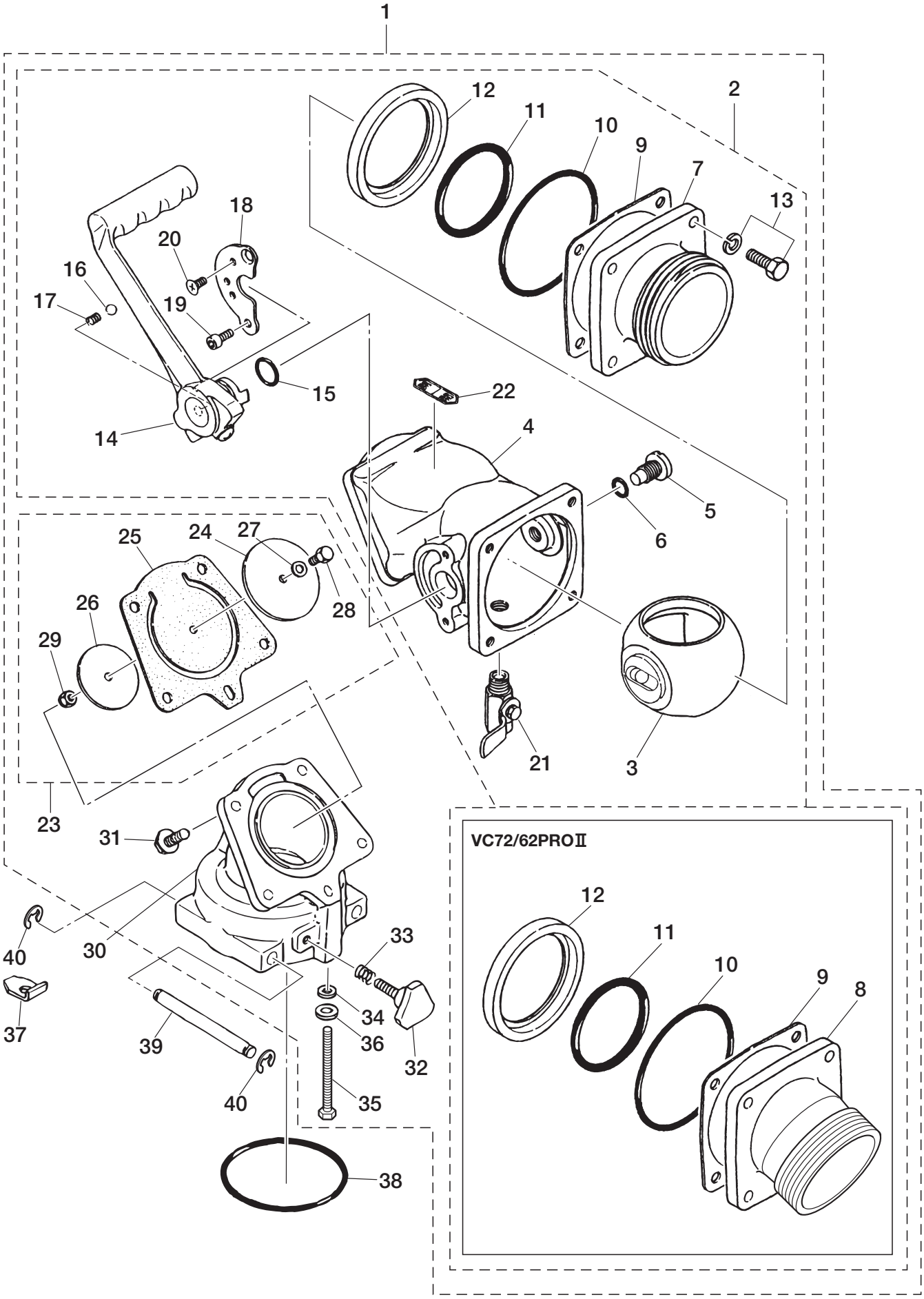

Ref.No. 見出番号	Part No. 部品番号	Description 部　品　名	Q'ty 個数	Applicable Model/適応モデル																				Remarks 備　　考
				VC42A	VC52B	VC62B	VC72B	VC42AS	VC52BS	VC62BS	VC72BS	VC62PRO	VC72PRO	VC62PRO II	VC72PRO II	VC52AM	VC62AM	VC72AM	VC62AS-R	VC72AS-R	VC62AM-R	VC62AM-N	VC72AM-R	
15-36	940121-0600	＊WASHER ＊ﾜｯｼｬ	1	●	●	●	●	●	●	●	●	●	●	●	●	●	●	●	●	●	●	●	●	
15-37	1K1-32025-0	STOPPER ｽﾄｯﾊﾟ ﾃﾞｨｽﾁｬｰｼﾞﾊﾞﾙﾌﾞ	1	●	●	●	●	●	●	●	●	●	●	●	●	●	●	●	●	●	●	●	●	
15-38	151-32071-0	O-RING 5.7-84.6 Oﾘﾝｸﾞ 5.7-84.6	1	●	●	●	●	●	●	●	●	●	●	●	●	●	●	●	●	●	●	●	●	
15-39	151-32091-0	STOPPER PIN ｽﾄｯﾊﾟﾋﾟﾝ ﾃﾞｨｽﾁｬｰｼﾞﾊﾞﾙﾌﾞ	2	●	●	●	●	●	●	●	●	●	●	●	●	●	●	●	●	●	●	●	●	
15-40	945327-0800	E-RING d=8 Eﾘﾝｸﾞ d=8	4	●	●	●	●	●	●	●	●	●	●	●	●	●	●	●	●	●	●	●	●	

Fig. 17A FRAME
フレーム

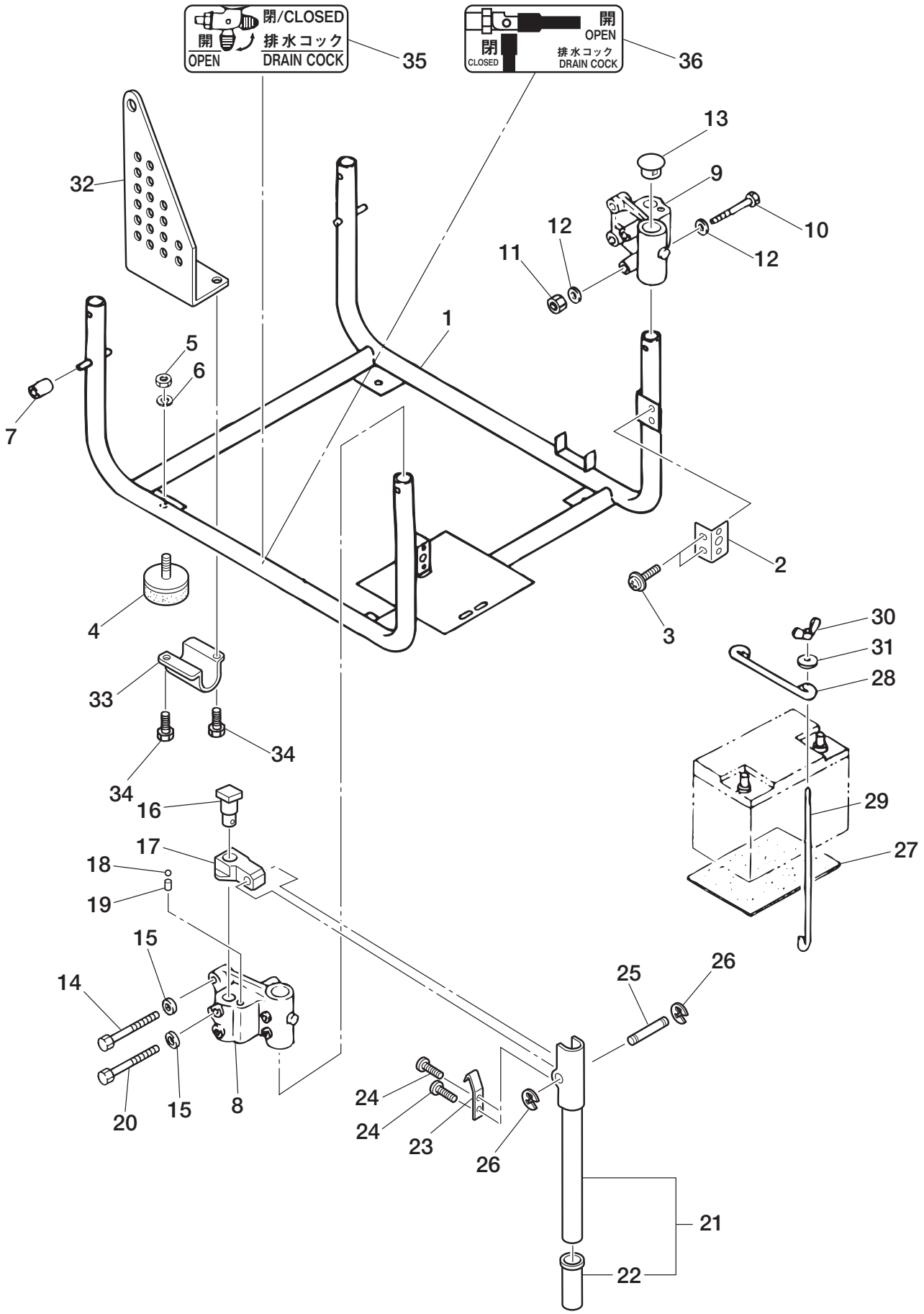

Ref.No. 見出番号		Part No. 部品番号	Description 部　品　名	Q'ty 個数	Applicable Model/適応モデル																			Remarks 備　考
					VC42A	VC52B	VC62B	VC72B	VC42AS	VC52BS	VC62BS	VC72BS	VC62PRO	VC72PRO	VC62PRO Ⅱ	VC72PRO Ⅱ	VC52AM	VC62AM	VC72AM	VC62AS-R	VC72AS-R	VC62AM-R	VC62AM-N	VC72AM-R	
17A-1	1	1E0-37001-3	FRAME ASSY ﾌﾚｰﾑｱｯｼ	1	●	●	●	●																for Recoil Starter Model
17A-1	2	1E0-37000-3	FRAME ASSY ﾌﾚｰﾑｱｯｼ	1					●	●	●	●												for Electricl Starter Model DO & EX
17A-2		1E0-37070-0	BRACKET ASSY ﾌﾞﾗｹｯﾄｱｯｼ ﾌﾛﾝﾄｶｳﾝﾄﾞ	2	●	●	●	●	●	●	●	●	●	●	●	●	●	●	●	●	●	●	●	●	
17A-3		921521-5508	SCREW ｽｸﾘｭ	4	●	●	●	●	●	●	●	●	●	●	●	●	●	●	●	●	●	●	●	●	
17A-4		151-37151-0	DAMPER RUBBER ﾀﾞﾝﾊﾟﾗﾊﾞｰ	4	●	●	●	●	●	●	●	●	●	●	●	●	●	●	●	●	●	●	●	●	
17A-5		930121-0800	NUT ﾅｯﾄ	4	●	●	●	●	●	●	●	●	●	●	●	●	●	●	●	●	●	●	●	●	
17A-6		940121-0800	WASHER ﾜｯｼｬ	4	●	●	●	●	●	●	●	●	●	●	●	●	●	●	●	●	●	●	●	●	
17A-7		98AB-70-017	HOSE L=17 ｺﾞﾑﾎｰｽ L=17	2	●	●	●	●	●	●	●	●	●	●	●	●	●	●	●	●	●	●	●	●	98AB-701000
17A-8		1E0-37101-0	HANDLE BRACKET ﾊﾝﾄﾞﾙ ﾌﾞﾗｹｯﾄ	2	●	●	●	●	●	●	●	●	●	●	●	●									
17A-9		1K9-37101-0	HANDLE BRACKET ﾊﾝﾄﾞﾙ ﾌﾞﾗｹｯﾄ	2	●	●	●	●	●	●	●	●	●	●	●	●	●	●	●	●	●	●	●	●	
17A-10		916124-0645	BOLT ﾎﾞﾙﾄ	2	●	●	●	●	●	●	●	●	●	●	●	●	●	●	●	●	●	●	●	●	
17A-11		930121-0600	NUT ﾅｯﾄ	2	●	●	●	●	●	●	●	●	●	●	●	●	●	●	●	●	●	●	●	●	
17A-12		940121-0600	WASHER ﾜｯｼｬ	4	●	●	●	●	●	●	●	●	●	●	●	●	●	●	●	●	●	●	●	●	
17A-13		1E0-37109-0	PLUG 25.5-30.5-9.9 ﾌﾟﾗｸﾞ 25.5-30.5-9.9	4	●	●	●	●	●	●	●	●	●	●	●	●	●	●	●	●	●	●	●	●	
17A-14	1	916124-0840	BOLT ﾎﾞﾙﾄ	8	●	●	●	●	●	●	●	●					●	●	●	●	●	●	●	●	
17A-14	2	916124-0840	BOLT ﾎﾞﾙﾄ	6									●	●	●	●									for PRO/PRO Ⅱ
17A-15		940121-0800	WASHER ﾜｯｼｬ	8	●	●	●	●	●	●	●	●	●	●	●	●	●	●	●	●	●	●	●	●	
17A-16		151-37102-0	SHAFT ｼｬﾌﾄ ﾊﾝﾄﾞﾙﾌﾞﾗｹｯﾄ	4	●	●	●	●	●	●	●	●	●	●	●	●	●	●	●	●	●	●	●	●	
17A-17		178-37103-0	CONNECTOR ｺﾈｸﾀ ｷｬﾘﾝｸﾞﾊﾝﾄﾞﾙ	4	●	●	●	●	●	●	●	●	●	●	●	●	●	●	●	●	●	●	●	●	
17A-18		965002-1605	BALL 5/16 ﾎﾞｰﾙ ｽﾁｰﾙ 5/16	4	●	●	●	●	●	●	●	●	●	●	●	●	●	●	●	●	●	●	●	●	
17A-19		301-66112-0	SPRING ｽﾌﾟﾘﾝｸﾞ	4	●	●	●	●	●	●	●	●	●	●	●	●	●	●	●	●	●	●	●	●	
17A-20		910121-5835	BOLT ﾎﾞﾙﾄ	4	●	●	●	●	●	●	●	●	●	●	●	●	●	●	●	●	●	●	●	●	
17A-21		1E0-37110-0	CARRYING HANDLE ｷｬﾘﾝｸﾞﾊﾝﾄﾞﾙ	4	●	●	●	●	●	●	●	●	●	●	●	●	●	●	●	●	●	●	●	●	
17A-22		175-63012-1	＊GRIP ＊ｸﾞﾘｯﾌﾟ ｷｬﾘﾝｸﾞﾊﾝﾄﾞﾙ	1	●	●	●	●	●	●	●	●	●	●	●	●	●	●	●	●	●	●	●	●	
17A-23		151-37121-1	STOPPER ｽﾄｯﾊﾟ ｷｬﾘﾝｸﾞﾊﾝﾄﾞﾙ	4	●	●	●	●	●	●	●	●	●	●	●	●	●	●	●	●	●	●	●	●	
17A-24		921521-6406	SCREW ｽｸﾘｭ	8	●	●	●	●	●	●	●	●	●	●	●	●	●	●	●	●	●	●	●	●	
17A-25		151-37122-0	PIN ﾋﾟﾝ ｷｬﾘﾝｸﾞﾊﾝﾄﾞﾙ	4	●	●	●	●	●	●	●	●	●	●	●	●	●	●	●	●	●	●	●	●	
17A-26		945327-0800	E-RING d=8 Eﾘﾝｸﾞ d=8	8	●	●	●	●	●	●	●	●	●	●	●	●	●	●	●	●	●	●	●	●	
17A-27		1F1-36003-0	RUBBER SEAT t=3.0 ﾗﾊﾞｰｼｰﾄ ﾊﾞｯﾃﾘ t=3.0	1					●	●	●	●	●	●	●	●	●	●	●	●	●	●	●	●	for Electric Starter Model
17A-28		1F1-36006-0	SUPPORTER ｻﾎﾟｰﾀ ﾊﾞｯﾃﾘ	1					●	●	●	●	●	●	●	●	●	●	●	●	●	●	●	●	for Electric Starter Model
17A-29		626-36004-1	CLAMP ｸﾗﾝﾌﾟ ﾊﾞｯﾃﾘｻﾎﾟｰﾀ	2					●	●	●	●	●	●	●	●	●	●	●	●	●	●	●	●	for Electric Starter Model
17A-30		151-36005-0	WING NUT 4-P0.7 ｳｨﾝｸﾞﾅｯﾄ 4-P0.7	2					●	●	●	●	●	●	●	●	●	●	●	●	●	●	●	●	for Electric Starter Model
17A-31		369-62147-0	WASHER 4.3-16-1.5 ﾜｯｼｬ 4.3-16-1.5	2					●	●	●	●	●	●	●	●	●	●	●	●	●	●	●	●	for Electric Starter Model
17A-35		660-38157-0	DRAIN LABEL ﾄﾞﾚﾝﾊﾞﾙﾌﾞﾗﾍﾞﾙ	1	●	●	●	●	●	●	●	●	●	●	●	●	●	●	●	●	●	●	●	●	
17A-36		1K1-38157-0	DRAIN LABEL ﾄﾞﾚﾝﾊﾞﾙﾌﾞﾗﾍﾞﾙ	1	●	●	●	●	●	●	●	●			●	●	●	●	●	●	●	●		●	

Fig. 17B FRAME
フレーム

VC72~52AM VC72/62AM-R
VC72/62AS-R L1400AM-G

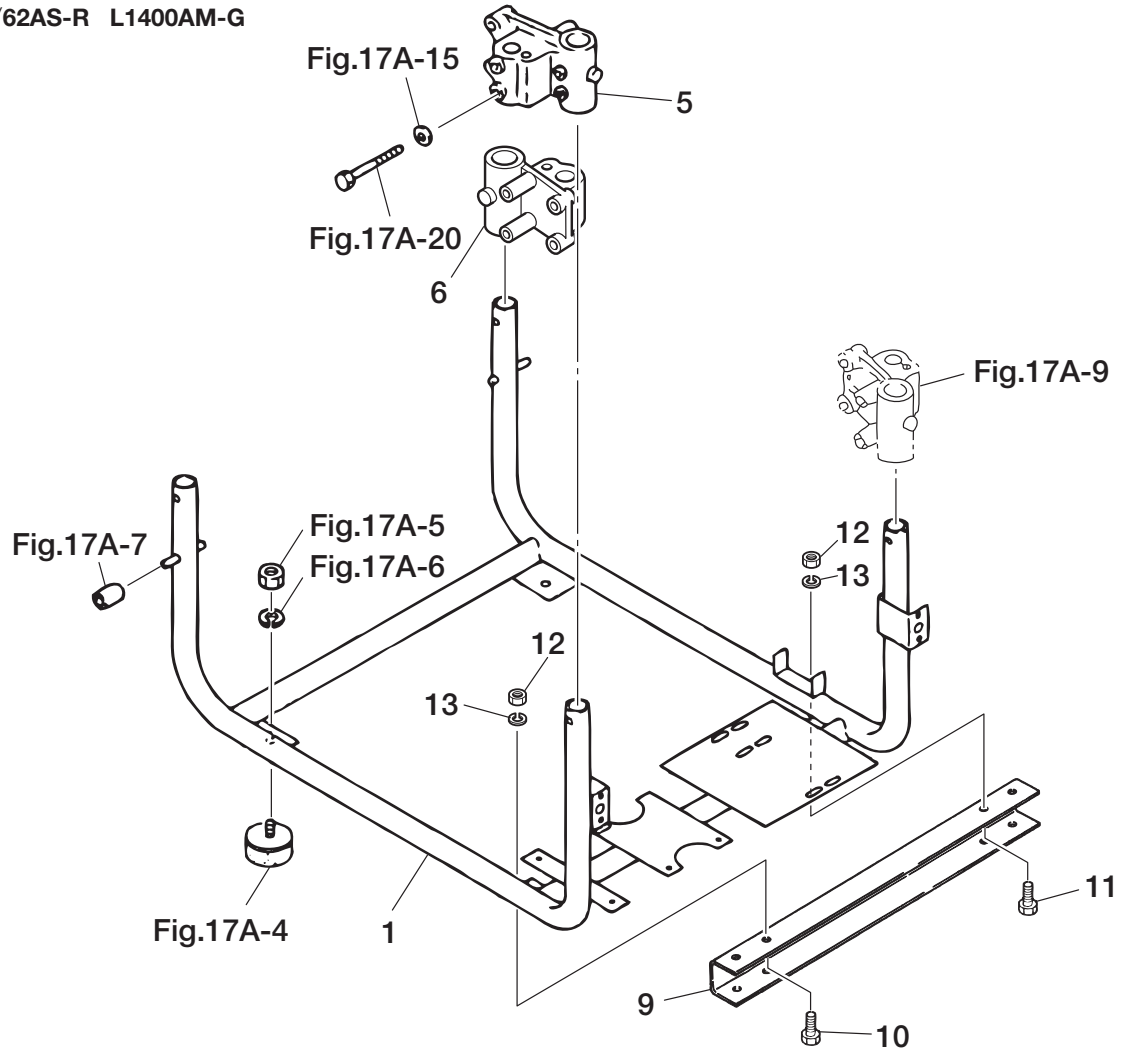

VC72/62PRO VC72/62PROⅡ

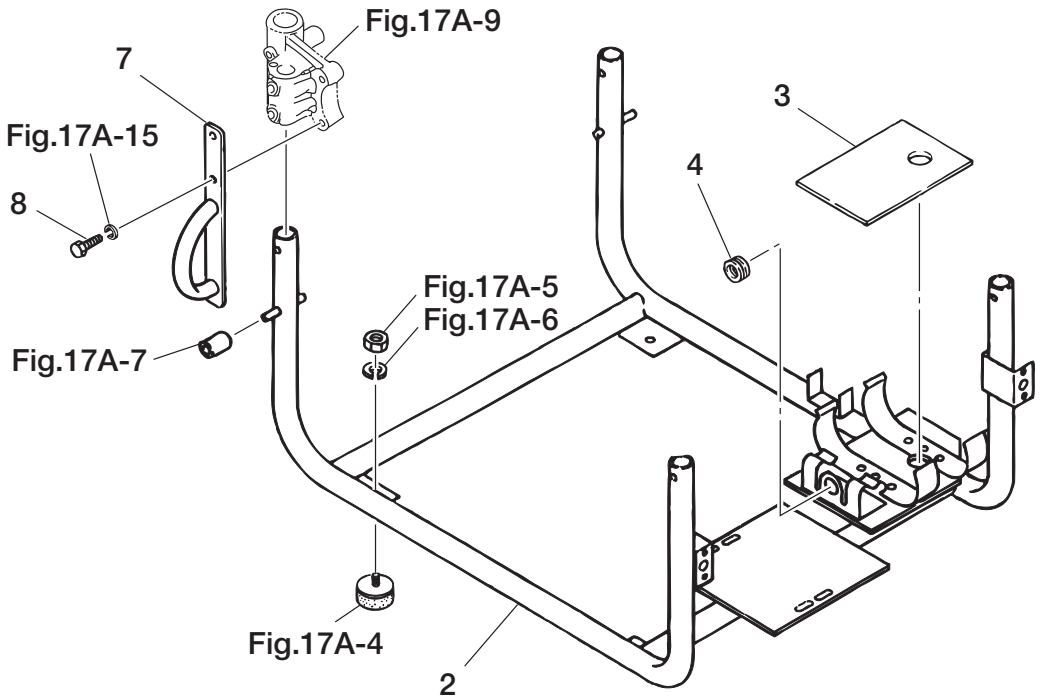

Ref.No. 見出番号		Part No. 部品番号	Description 部品名	Q'ty 個数	Applicable Model/適応モデル																			Remarks 備考
					VC42A	VC52B	VC62B	VC72B	VC42AS	VC52BS	VC62BS	VC72BS	VC62PRO	VC72PRO	VC62PRO Ⅱ	VC72PRO Ⅱ	VC52AM	VC62AM	VC72AM	VC62AS-R	VC72AS-R	VC62AM-R	VC62AM-N	VC72AM-R	
17B-1	1	1F1-37000-4	FRAME ASSY フレームアッシ	1													●	●	●			●		●	for Full Auto Model
17B-1	2	1G1-37000-3	FRAME ASSY フレームアッシ	1																●	●				for Auto Relay Model
17B-2		1H2-37000-2	FRAME ASSY フレームアッシ	1									●	●	●	●									for PRO/PRO Ⅱ
17B-3		1H2-31315-1	SEAT シート ポット	1									●	●	●	●									
17B-4		338-67163-0	GROMMET 18-2.5 グロメット 18-2.5	1									●	●	●	●									
17B-5		1E0-37101-0	HANDLE BRACKET ハンドル ブラケット	1													●	●	●	●	●	●	●	●	for Full Auto Model
17B-6		1F1-37101-0	HANDLE BRACKET ハンドル ブラケット	1													●	●	●	●	●	●	●	●	for Full Auto Model
17B-7		1H2-37080-0	HOOK ロープフック (VC-PRO)	1									●	●	●	●									for PRO/PRO Ⅱ
17B-8		916124-0845	BOLT ボルト	2									●	●	●	●									for PRO/PRO Ⅱ

Fig. 18 CONTROL PANEL GAUGE
コントロールパネルゲージ

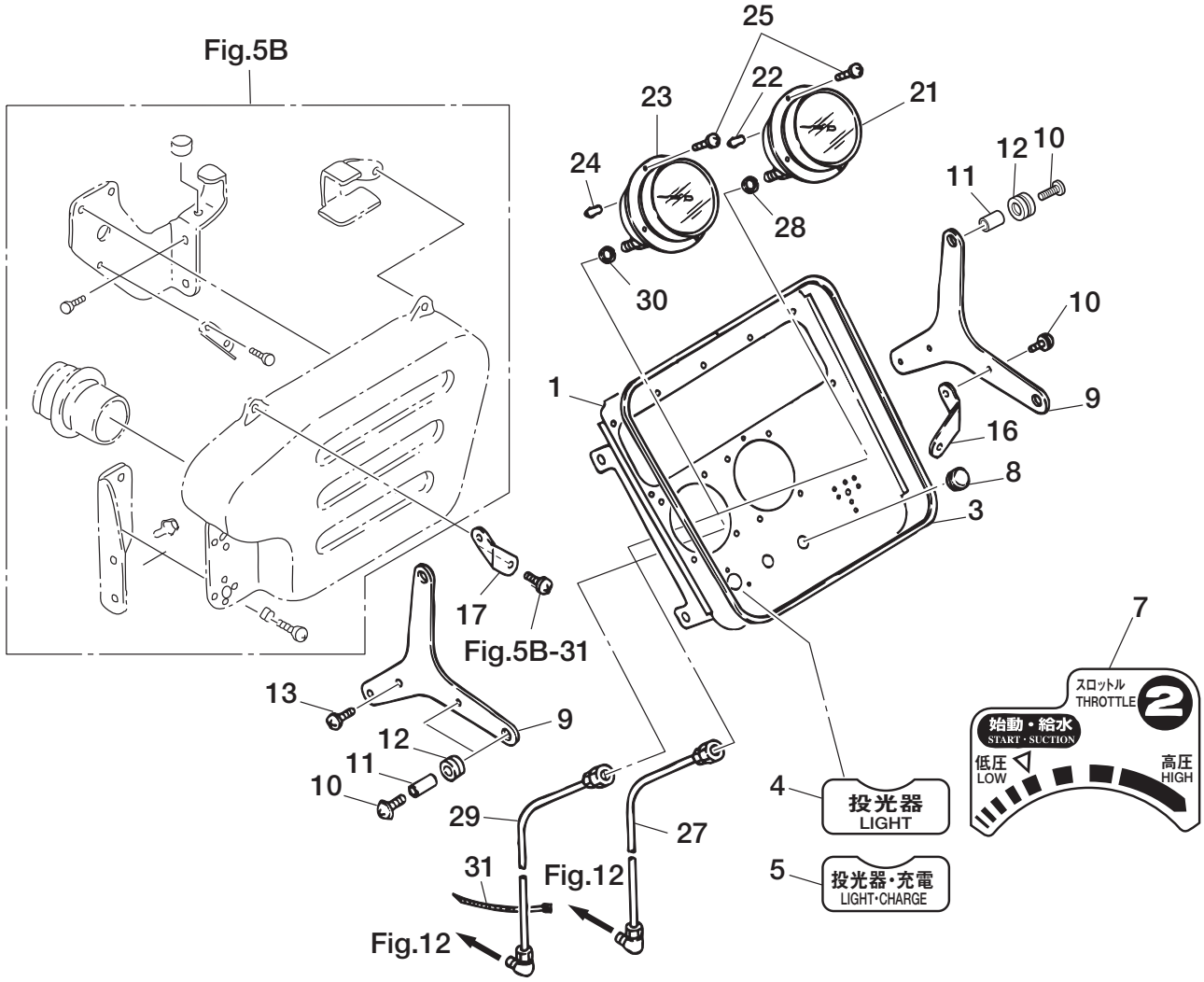

VC72~52AM VC72/62AM-R L1400AM-G

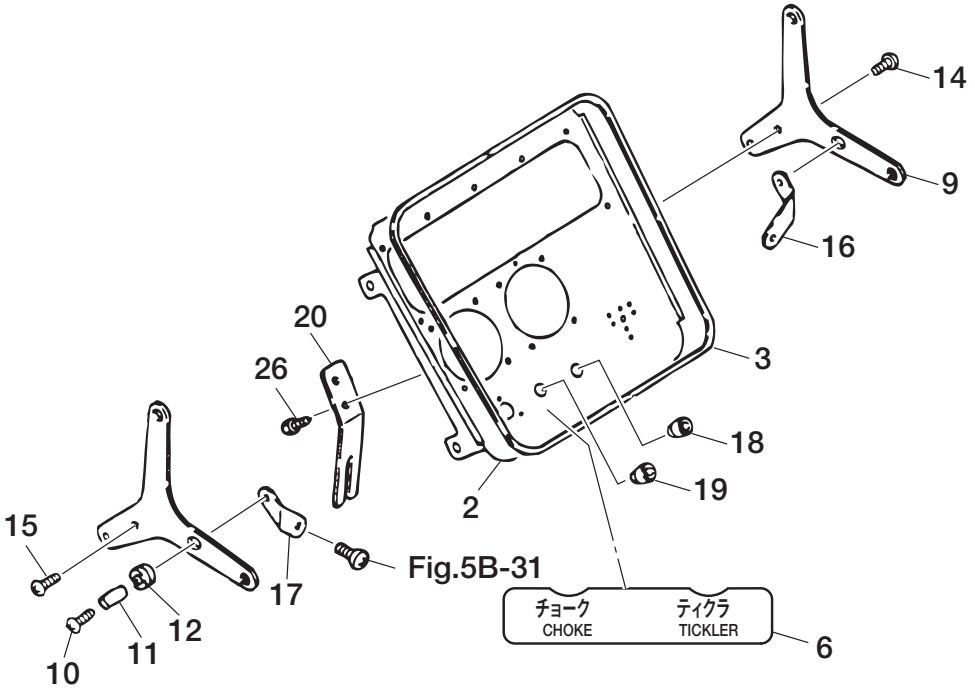

Ref.No. 見出番号		Part No. 部品番号	Description 部　品　名	Q'ty 個数	Applicable Model/適応モデル																			Remarks 備　考
					VC42A	VC52B	VC62B	VC72B	VC42AS	VC52BS	VC62BS	VC72BS	VC62PRO	VC72PRO	VC62PRO Ⅱ	VC72PRO Ⅱ	VC52AM	VC62AM	VC72AM	VC62AS-R	VC72AS-R	VC62AM-R	VC62AM-N	VC72AM-R	
18-1		1F1-33004-0	CONTROL PANEL ｺﾝﾄﾛｰﾙﾊﾟﾈﾙ	1	●	●	●	●	●	●	●	●	●	●	●	●	●	●	●	●	●		●		
18-2		1F9-33004-0	CONTROL PANEL ｺﾝﾄﾛｰﾙﾊﾟﾈﾙ	1																		●		●	for Full Auto Relay Model
18-3		1E0-33001-0	SEAL RUBBER ｼｰﾙﾗﾊﾞｰ	1	●	●	●	●	●	●	●	●	●	●	●	●	●	●	●	●	●	●	●	●	
18-4		1E0-38007-0	LIGHTING PLUG LABEL ﾗｲﾄﾌﾟﾗｸﾞﾗﾍﾞﾙ	1	●	●	●	●																	for Recoil Starter Model
18-5		1E0-38004-0	LIGHTING PLUG LABEL ﾗｲﾄﾌﾟﾗｸﾞﾗﾍﾞﾙ	1					●	●	●	●	●	●	●	●	●	●	●	●	●	●	●	●	●	for Electric Starter Model
18-6		1F1-38003-0	OPERATION LABEL ｵﾍﾟﾚｰｼｮﾝﾗﾍﾞﾙ	1													●	●	●			●	●	●	for Full Auto Model
18-7	1	1E0-38104-0	THROTTLE LABEL ｽﾛｯﾄﾙﾗﾍﾞﾙ	1	●	●	●	●	●	●	●	●	●	●	●	●				●	●				
18-7	2	1F1-38104-0	THROTTLE LABEL ｽﾛｯﾄﾙﾗﾍﾞﾙ	1													●	●	●				●		for Full Auto Model
18-7	4	1F9-38104-0	THROTTLE LABEL ｽﾛｯﾄﾙﾗﾍﾞﾙ	1																		●		●	for Full Auto Relay Model
18-8		1C7-33017-0	GROMMET 12-1.6 ｸﾞﾛﾒｯﾄ 12-1.6	2	●	●	●	●	●	●	●	●	●	●	●	●				●	●				
18-9		1E0-33005-1	BRACKET ﾌﾞﾗｹｯﾄ ｺﾝﾄﾛｰﾙﾊﾟﾈﾙ	2	●	●	●	●	●	●	●	●	●	●	●	●	●	●	●	●	●	●	●	●	
18-10		921521-5614	SCREW ｽｸﾘｭ	6	●	●	●	●	●	●	●	●	●	●	●	●	●	●	●	●	●	●	●	●	
18-11		174-35012-0	COLLAR 6-8-6 ｶﾗｰ 6-8-6	6	●	●	●	●	●	●	●	●	●	●	●	●	●	●	●	●	●	●	●	●	
18-12		172-36008-0	GROMMET 13-2 ｸﾞﾛﾒｯﾄ 13-2	6	●	●	●	●	●	●	●	●	●	●	●	●	●	●	●	●	●	●	●	●	
18-13		921521-5610	SCREW ｽｸﾘｭ	4	●	●	●	●	●	●	●	●	●	●	●	●				●	●				
18-14		921521-5610	SCREW ｽｸﾘｭ	3													●	●	●			●	●	●	for Full Auto Model
18-15		921521-5614	SCREW ｽｸﾘｭ	1													●	●	●			●	●	●	for Full Auto Model
18-16		1E0-33200-0	BRACKET ﾌﾞﾗｹｯﾄA ｺﾝﾄﾛｰﾙﾊﾟﾈﾙ	1	●	●	●	●	●	●	●	●	●	●	●	●	●	●	●	●	●	●	●	●	Right
18-17		1E0-33210-0	BRACKET ﾌﾞﾗｹｯﾄB ｺﾝﾄﾛｰﾙﾊﾟﾈﾙ	1	●	●	●	●	●	●	●	●	●	●	●	●	●	●	●	●	●	●	●	●	Left
18-18		151-33019-0	GUIDE ｶﾞｲﾄﾞ ﾚﾊﾞｰ	1													●	●	●			●	●	●	for Full Auto Model
18-19		621-33018-0	GROMMET ｸﾞﾛﾒｯﾄ ﾁｮｰｸﾚﾊﾞｰ	1													●	●	●			●	●	●	for Full Auto Model
18-20		1F1-33028-0	GUIDE ｶﾞｲﾄﾞ ﾁｮｰｸﾛｯﾄﾞ	1													●	●	●			●	●	●	for Full Auto Model
18-21	1	186-33110-2	PRESSURE GAUGE ﾌﾟﾚｯｼｬｹﾞｰｼﾞ	1	●	●	●	●	●	●	●	●					●	●	●	●	●	●	●	●	1.5MPa Garge
18-21	2	1E0-33111-0	PRESSURE GAUGE ﾌﾟﾚｯｼｬｹﾞｰｼﾞ	1									●	●	●	●								●	for PRO/PRO Ⅱ
18-22		1K1-33170-0	LAMP ASSY ﾗﾝﾌﾟｱｯｼ	1	●	●	●	●	●	●	●	●	●	●	●	●	●	●	●	●	●	●	●	●	
18-23	1	186-33120-2	VACUUM GAUGE ﾊﾞｷｭｰﾑｹﾞｰｼﾞ	1	●	●	●	●	●	●	●	●	●	●	●	●	●	●	●	●	●	●	●	●	0.6MPa Garge
18-24		1K1-33170-0	LAMP ASSY ﾗﾝﾌﾟｱｯｼ	1	●	●	●	●	●	●	●	●	●	●	●	●	●	●	●	●	●	●	●	●	
18-25	1	921521-6306	SCREW ｽｸﾘｭ	7	●	●	●	●	●	●	●	●	●	●	●	●	●	●	●	●	●	●	●	●	
18-25	2	921521-6310	SCREW ｽｸﾘｭ	1	●	●	●	●	●	●	●	●	●	●	●	●	●	●	●	●	●	●	●	●	
18-26		921521-5610	SCREW ｽｸﾘｭ	2	●	●	●	●	●	●	●	●	●	●	●	●	●	●	●	●	●	●	●	●	
18-27	1	1E0-33140-0	PIPE ASSY ﾊﾟｲﾌﾟｱｯｼ ﾌﾟﾚｯｼｬｹﾞｰｼﾞ	1													●	●	●	●	●	●	●	●	for Full Auto Model
18-27	2	1K9-33140-0	PIPE ASSY ﾊﾟｲﾌﾟｱｯｼ ﾌﾟﾚｯｼｬｹﾞｰｼﾞ	1	●	●	●	●	●	●	●	●	●	●	●	●									
18-28		151-33159-0	GASKET 6.2-11-1 ｶﾞｽｹｯﾄ 6.2-11-1	1	●	●	●	●	●	●	●	●	●	●	●	●	●	●	●	●	●	●	●	●	
18-29	1	1E0-33142-0	PIPE ASSY ﾊﾟｲﾌﾟｱｯｼ ﾊﾞｷｭｰﾑｹﾞｰｼﾞ	1													●	●	●				●		for Full Auto Model
18-29	2	1K9-33142-0	PIPE ASSY ﾊﾟｲﾌﾟｱｯｼ ﾊﾞｷｭｰﾑｹﾞｰｼﾞ	1	●	●	●	●	●	●	●	●	●	●	●	●									
18-29	3	1F9-33142-0	PIPE ASSY ﾊﾟｲﾌﾟｱｯｼ ﾊﾞｷｭｰﾑｹﾞｰｼﾞ	1																●	●	●		●	for Auto Relay Model
18-30		151-33159-0	GASKET 6.2-11-1 ｶﾞｽｹｯﾄ 6.2-11-1	1	●	●	●	●	●	●	●	●	●	●	●	●	●	●	●	●	●	●	●	●	

Fig. 18 CONTROL PANEL GAUGE
コントロールパネルゲージ

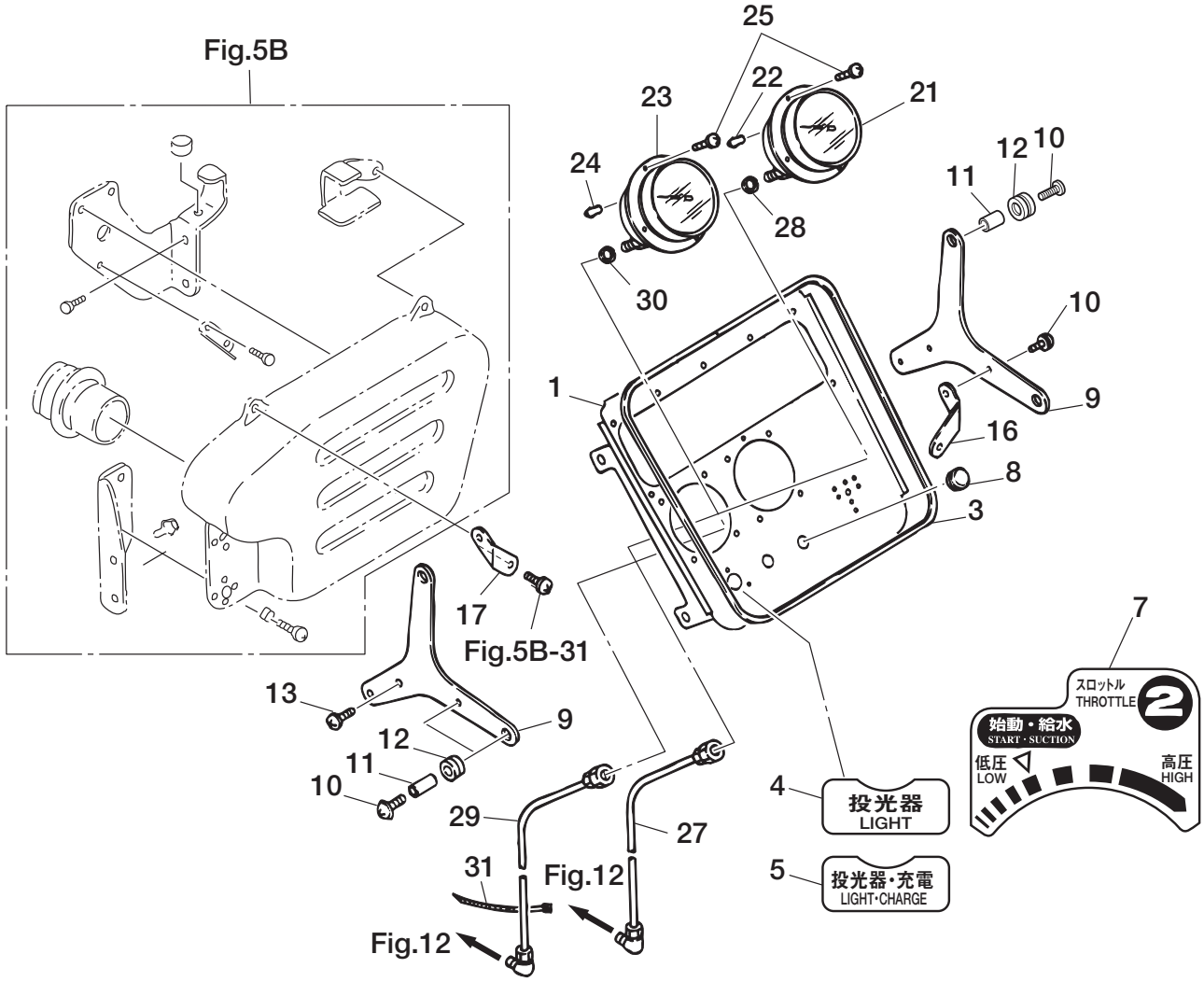

VC72~52AM VC72/62AM-R L1400AM-G

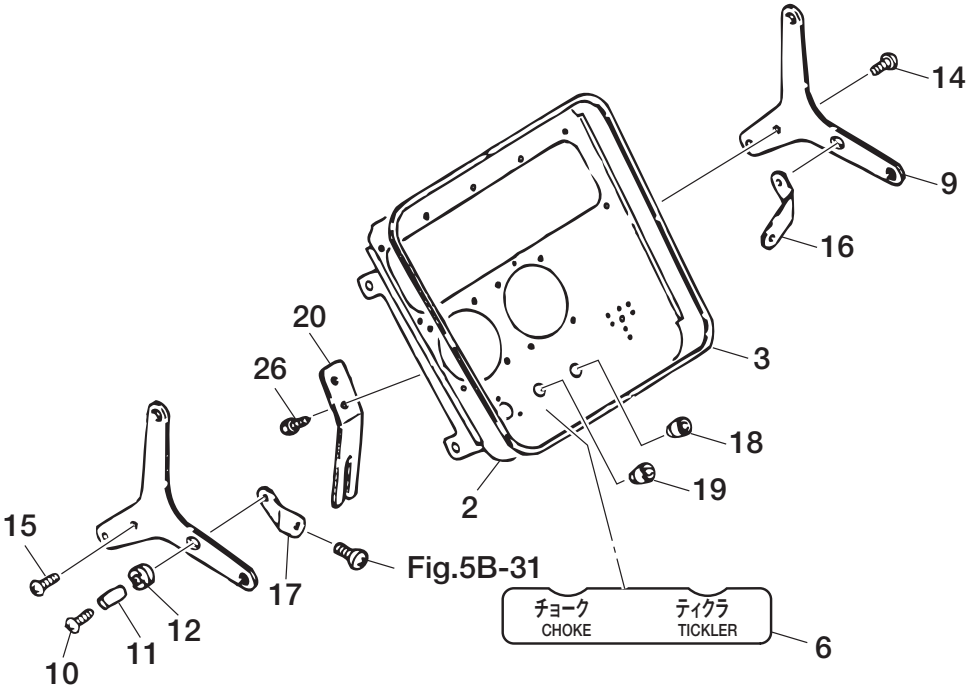

Ref.No. 見出番号		Part No. 部品番号	Description 部　品　名	Q'ty 個数	Applicable Model/適応モデル																				Remarks 備　　考
					VC42A	VC52B	VC62B	VC72B	VC42AS	VC52BS	VC62BS	VC72BS	VC62PRO	VC72PRO	VC62PRO II	VC72PRO II	VC52AM	VC62AM	VC72AM	VC62AS-R	VC72AS-R	VC62AM-R	VC62AM-N	VC72AM-R	
18-31	1	1E0-34147-0	BAND 200 ﾊﾞﾝﾄﾞ ﾘｰﾄﾞﾜｲﾔ 200	1	●	●	●	●	●	●	●	●	●	●	●	●				●	●				
18-31	2	624-34147-0	BAND 150 ﾊﾞﾝﾄﾞ ﾘｰﾄﾞﾜｲﾔ 150	3													●	●	●			●	●	●	for Full Auto Model

Fig. 19 COWL
カウル

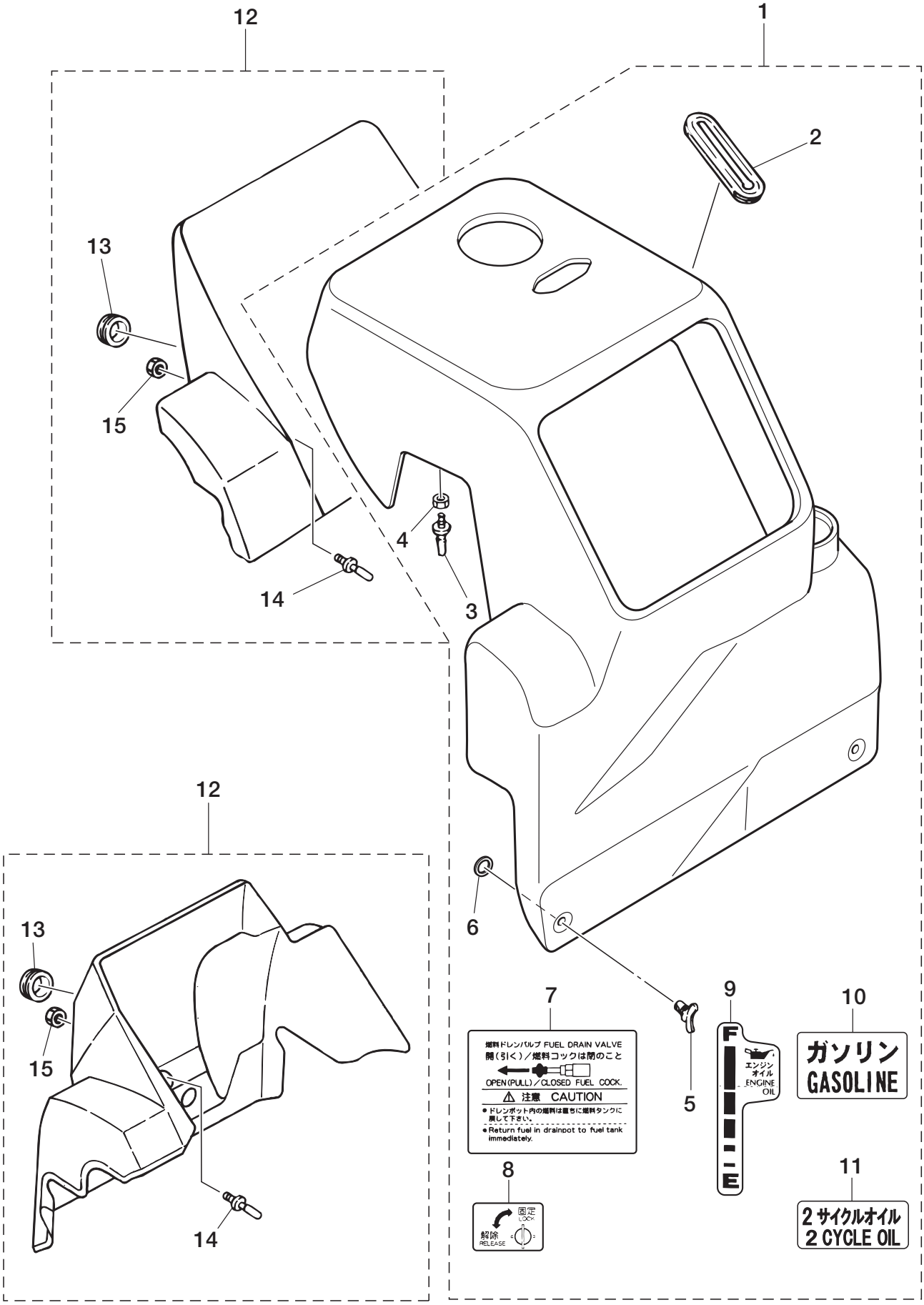

Ref.No. 見出番号		Part No. 部品番号	Description 部品名	Q'ty 個数	Applicable Model/適応モデル																			Remarks 備考
					VC42A	VC52B	VC62B	VC72B	VC42AS	VC52BS	VC62BS	VC72BS	VC62PRO	VC72PRO	VC62PRO Ⅱ	VC72PRO Ⅱ	VC52AM	VC62AM	VC72AM	VC62AS-R	VC72AS-R	VC62AM-R	VC62AM-N	VC72AM-R	
19-1		1E0-36200-0	FRONT COWL ASSY ﾌﾛﾝﾄｶｳﾙｱｯｼ	1	●	●	●	●	●	●	●	●	●	●	●	●	●	●	●	●	●	●	●	●	
19-2		1E0-31158-0	＊SEAL RUBBER ＊ｼｰﾙﾗﾊﾞｰ VPﾚﾊﾞｰ	1	●	●	●	●	●	●	●	●	●	●	●	●	●	●	●	●	●	●	●	●	
19-3		1E0-36056-0	＊HOOK ＊ﾌｯｸ ｶﾊﾞｰ	2	●	●	●	●	●	●	●	●	●	●	●	●	●	●	●	●	●	●	●	●	
19-4		930121-0800	＊NUT ＊ﾅｯﾄ	2	●	●	●	●	●	●	●	●	●	●	●	●	●	●	●	●	●	●	●	●	
19-5		1E0-36057-2	＊KNOB ＊ﾉﾌﾞ ﾌﾛﾝﾄｶｳﾙ	2	●	●	●	●	●	●	●	●	●	●	●	●	●	●	●	●	●	●	●	●	●	
19-6		1E0-36067-0	＊PUSH NUT φ8 ＊ﾌﾟｯｼｭﾅｯﾄ φ8	2	●	●	●	●	●	●	●	●	●	●	●	●	●	●	●	●	●	●	●	●	●	
19-7		1E0-38017-0	＊DRAIN LABEL ＊ﾄﾞﾚﾝﾊﾞﾙﾌﾞﾗﾍﾞﾙ	1	●	●	●	●	●	●	●	●	●	●	●	●	●	●	●	●	●	●	●	●	●	
19-8		1E0-38041-0	＊LABEL ＊ﾗﾍﾞﾙ ｶｳﾙﾛｯｸ	2	●	●	●	●	●	●	●	●	●	●	●	●	●	●	●	●	●	●	●	●	●	
19-9		1H1-38032-0	＊OIL GAUGE LABEL ＊ｵｲﾙｹﾞｰｼﾞﾗﾍﾞﾙ	1	●	●	●	●	●	●	●	●	●	●	●	●	●	●	●	●	●	●	●	●	●	
19-10		1F1-38196-1	＊FUEL LABEL ＊ﾗﾍﾞﾙ ﾌｭｴﾙ	1	●	●	●	●	●	●	●	●	●	●	●	●	●	●	●	●	●	●	●	●	●	
19-11		1F1-38197-2	＊OIL LABEL ＊ｴﾝｼﾞﾝｵｲﾙﾗﾍﾞﾙ	1	●	●	●	●	●	●	●	●	●	●	●	●	●	●	●	●	●	●	●	●	●	
19-12	1	1E0-36213-0	REAR COWL ASSY ﾘﾔｶｳﾙｱｯｼ	1	●				●								●	●	●	●	●	●	●	●	Red
19-12	2	1K9-36213-0	REAR COWL ASSY ﾘﾔｶｳﾙｱｯｼ	1		●	●	●		●	●	●													for VC72/62/52B(S) Black
19-12	3	1H2-36213-0	REAR COWL ASSY ﾘﾔｶｳﾙｱｯｼ	1									●	●											for PRO
19-12	4	1R1-36213-0	REAR COWL ASSY ﾘﾔｶｳﾙｱｯｼ	1											●	●									for PRO Ⅱ
19-13		1E0-36089-0	＊GROMMET 36-3 ＊ｸﾞﾛﾒｯﾄ 36-3	2	●	●	●	●	●	●	●	●	●	●	●	●	●	●	●	●	●	●	●	●	
19-14		1E0-36056-0	＊HOOK ＊ﾌｯｸ ｶﾊﾞｰ	2	●	●	●	●	●	●	●	●	●	●	●	●	●	●	●	●	●	●	●	●	
19-15		930121-0800	＊NUT ＊ﾅｯﾄ	2	●	●	●	●	●	●	●	●	●	●	●	●	●	●	●	●	●	●	●	●	

Fig. 20　LABEL
ラベル

1

消防ポンプの使い方

運転を始める前に

● 取扱説明書をよく読んで正しく使用して下さい。

● 危険 警告 注意 のラベルには特に注意して下さい。

●燃料は、

レギュラーガソリン （18ℓ）

エンジンオイルは、

トーハツ 純正 2サイクルオイル（1.6ℓ）

を使用して下さい。

●ガソリンとエンジンオイルはそれぞれのタンクに入れて使用して下さい。（混合ガソリン不要）

●給水バルブを閉じて下さい。

運転（始動・吸水は番号 ❶～❹ の順に操作して下さい。）

1）燃料コック ❶ を開にする。

2）スロットルダイヤル ❷ を始動・吸水の位置にする。

（高冷時はオーバーフローするまでティクラを押す。）

3）メインスイッチ ❸ を運転位置にし　さらに始動位置まで回し、エンジンを始動する。

（リコイルスタータの場合はグリップ ❸ を強く引く。）

4）吸水レバー ❹ を「吸水」側に引く。

5）吸水が完了したら周囲の安全を確認後給水バルブを徐々に開く。

6）スロットルダイヤル ❷ にて必要圧力に調整する。

停止

1）スロットルダイヤル ❷ を最圧側にし、給水バルブを閉じる。

2）メインスイッチ ❸ を停止位置にする。（セルスタータ無しタイプは、ストップスイッチをエンジンが停止するまで押しつづける。）

【運転後の処置 及び 注意】

●燃料コック ❶ を閉にする。

●各ドレンコックを開き、排水完了後、各ドレンコックを閉じる。

●給水バルブは排水が完了するまで全開にしておく。

●運転後は、燃料コック ❶ を閉にしてキャブレタフロート室の燃料を抜いて下さい。

●水冷エンジンの為、無吸水運転する場合は２分以内にして下さい。

1E0-38002-0

2

火気厳禁

危険

引火爆発の危険あり

・燃料には火気を近づけないで下さい。

・燃料補給時はエンジンを停止してください

・燃料をこぼさないで下さい。

警告

排気ガス中毒で死亡あり

・換気の悪い場所では運転しないでください

4

放水 DISCHARGE

吸水 SUCTION

吸水レバー SUCTION LEVER

5

燃料コック FUEL COCK

閉 CLOSED

開 OPEN

6

閉 CLOSED

開 OPEN

3

WARNING

■Read owner's manual very carefully before operating this motor. Give special attention to safety cautions.

■Check oil level before starting. (Only for VC series models.)

■Unleaded fuel only.

■Never remove or replace the motor cover while the engine is running. (Only for VC series models.)

■May cause fire and explosion.
・Do not smoke or use open fire near the fuel system.
・Stop the engine before filling the fuel tank.
・Do not spill fuel.

CAUTION

■May cause injury of ears.
・Always use ear protectors when operating the engine.

■Exhaust gas may damage your health.
・Only operate the engine in well-ventilated surroundings.

7

VC72BS

8

TOHATSU PRO

9

TOHATSU PRO II

10

TOHATSU FIRE FIGHTING PUMP

11

自動 吸水システム

12

FIRE FIGHTING PUMP

13

FIRE FIGHTING PUMP

14

注　意

燃料タンクキャップは確実に閉めて下さい

開　閉

15

TOHATSU

Ref.No. 見出番号		Part No. 部品番号	Description 部品名	Q'ty 個数	Applicable Model/適応モデル																			Remarks 備考
					VC42A	VC52B	VC62B	VC72B	VC42AS	VC52BS	VC62BS	VC72BS	VC62PRO	VC72PRO	VC62PRO Ⅱ	VC72PRO Ⅱ	VC52AM	VC62AM	VC72AM	VC62AS-R	VC72AS-R	VC62AM-R	VC62AM-N	VC72AM-R	
20-1	1	1E0-38002-0	INSTRUCTION LABEL ｲﾝｽﾄﾗｸｼｮﾝﾗﾍﾞﾙ	1	●	●	●	●	●				●	●	●	●				●	●				for DO
20-1	2	1K9-38002-0	INSTRUCTION LABEL ｲﾝｽﾄﾗｸｼｮﾝﾗﾍﾞﾙ	1						●	●	●													for VC72/62/52BS
20-1	3	1F1-38002-0	INSTRUCTION LABEL ｲﾝｽﾄﾗｸｼｮﾝﾗﾍﾞﾙ	1													●	●	●			●	●	●	for Full Auto Model except L1400AM-G
20-1	4	1G1-38002-0	INSTRUCTION LABEL ｲﾝｽﾄﾗｸｼｮﾝﾗﾍﾞﾙ	1																●	●				for Auto Relay Model
20-1	5	1F9-38002-0	INSTRUCTION LABEL ｲﾝｽﾄﾗｸｼｮﾝﾗﾍﾞﾙ	1																		●		●	for Full Auto Relay Model
20-2		1A6-38502-0	FUEL & EXHAUST CAUTION LABEL ﾌｭｴﾙ&ｴｷｿﾞｰｽﾄｺｰｼｮﾝﾗﾍﾞﾙ	1	●	●	●	●	●	●	●	●	●	●	●	●	●	●	●	●	●	●	●	●	for DO
20-4	1	1E0-38158-0	SUCTION LABEL ｻｸｼｮﾝﾗﾍﾞﾙ	1	●	●	●	●	●	●	●	●	●	●	●	●				●	●				except Full Auto Model
20-4	2	1F1-38158-0	SUCTION LABEL ｻｸｼｮﾝﾗﾍﾞﾙ	1													●	●	●			●	●	●	for Full Auto Model
20-5		1E0-38146-0	FUEL VALVE LABEL ﾌｭｴﾙﾊﾞﾙﾌﾞﾗﾍﾞﾙ	1	●	●	●	●	●	●	●	●	●	●	●	●				●	●				Front Cowl
20-6		1F1-38025-0	SOLENOID LABEL ﾌｭｴﾙｿﾚﾉｲﾄﾞﾗﾍﾞﾙ	1													●	●	●			●	●	●	for Full Auto Model
20-7	1	1M8-38148-0	FRONT MARK ﾌﾛﾝﾄﾏｰｸ (VC42A)	1	●																				
20-7	2	1M8-38178-0	FRONT MARK ﾌﾛﾝﾄﾏｰｸ (VC42AS)	1					●																
20-7	4	1L1-38148-0	FRONT MARK ﾌﾛﾝﾄﾏｰｸ (VC52B)	1		●																			
20-7	5	1L1-38178-0	FRONT MARK ﾌﾛﾝﾄﾏｰｸ (VC52BS)	1						●															
20-7	6	1F5-38178-0	FRONT MARK ﾌﾛﾝﾄﾏｰｸ (VC52AM)	1													●								
20-7	7	1L0-38148-0	FRONT MARK ﾌﾛﾝﾄﾏｰｸ (VC62B)	1			●																		
20-7	8	1L0-38178-0	FRONT MARK ﾌﾛﾝﾄﾏｰｸ (VC62BS)	1							●														
20-7	9	1F1-38178-0	FRONT MARK ﾌﾛﾝﾄﾏｰｸ (VC62AM)	1														●					●		
20-7	11	1K9-38178-0	FRONT MARK ﾌﾛﾝﾄﾏｰｸ (VC72BS)	1								●													
20-7	12	1F7-38178-0	FRONT MARK ﾌﾛﾝﾄﾏｰｸ (VC72AM)	1															●						
20-7	13	1G1-38178-0	FRONT MARK ﾌﾛﾝﾄﾏｰｸ (VC62AS-R)	1																●					
20-7	14	1G2-38178-0	FRONT MARK ﾌﾛﾝﾄﾏｰｸ (VC72AS-R)	1																	●				
20-7	15	1F9-38178-0	FRONT MARK ﾌﾛﾝﾄﾏｰｸ (VC62AM-R)	1																		●			
20-7	16	1G0-38178-0	FRONT MARK ﾌﾛﾝﾄﾏｰｸ (VC72AM-R)	1																				●	
20-7	18	1K9-38148-0	FRONT MARK ﾌﾛﾝﾄﾏｰｸ (VC72B)	1				●																	
20-8		1H2-38071-0	FRONT MARK ﾌﾛﾝﾄﾏｰｸ (VC72PRO)	1									●	●											
20-9		1R1-38071-0	FRONT MARK ﾌﾛﾝﾄﾏｰｸ (PRO-Ⅱ)	1											●	●									
20-10		1K9-38141-0	TOHATSU MARK ﾄｰﾊﾂﾏｰｸ	1		●	●	●		●	●	●													for VC72/62/52B(S),52AS
20-11		1K9-38073-0	SIDE MARK ｻｲﾄﾞﾏｰｸ A	1						●	●	●													for VC72/62/52BS
20-12		1H2-38074-0	SIDE MARK ｻｲﾄﾞﾏｰｸ B	1									●	●											for PRO
20-13		1R1-38074-0	SIDE MARK ｻｲﾄﾞﾏｰｸ B (PRO-Ⅱ)	1											●	●									for PRO Ⅱ
20-14		1E0-38517-0	TANK CAP LABEL ﾀﾝｸｷｬｯﾌﾟﾗﾍﾞﾙ	1	●	●	●	●	●	●	●	●	●	●	●	●	●	●	●	●	●	●	●	●	for DO Front Cowl
20-15		1F1-38147-0	TOHATSU MARK ﾄｰﾊﾂﾏｰｸ	1	●				●								●	●	●	●	●	●	●	●	

Fig. 21 LABEL
ラベル

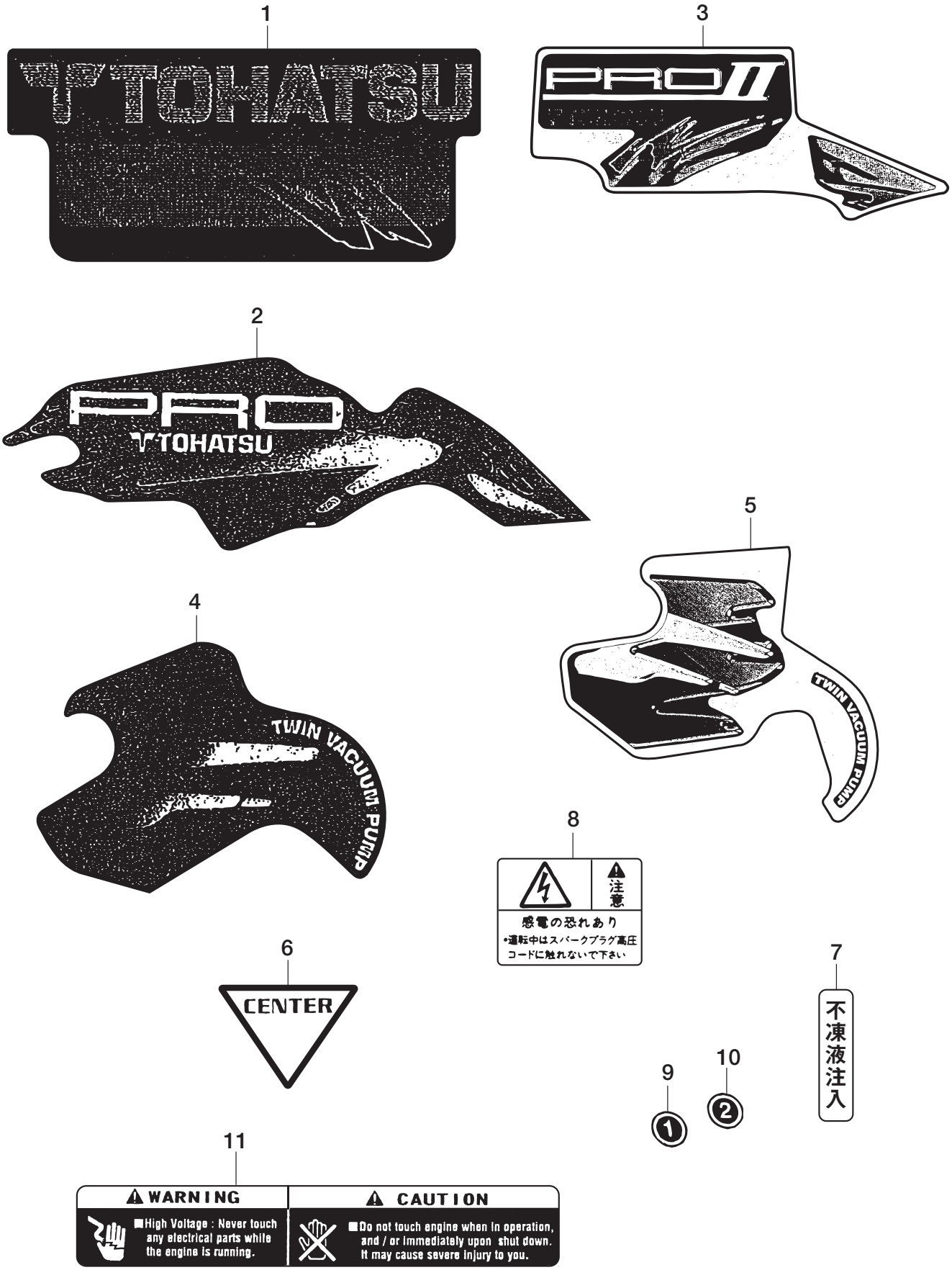

Ref.No. 見出番号	Part No. 部品番号	Description 部品名	Q'ty 個数	Applicable Model/適応モデル																			Remarks 備考
				VC42A	VC52B	VC62B	VC72B	VC42AS	VC52BS	VC62BS	VC72BS	VC62PRO	VC72PRO	VC62PRO Ⅱ	VC72PRO Ⅱ	VC52AM	VC62AM	VC72AM	VC62AS-R	VC72AS-R	VC62AM-R	VC62AM-N	VC72AM-R	
21-1	1K9-38072-0	REAR MARK ﾘﾔﾏｰｸ(VC72/6252BS)	1		●	●	●		●	●	●												for VC72/62/52B(S)
21-2	1H2-38072-0	REAR MARK ﾘﾔﾏｰｸ(PRO)	1									●	●										for PRO
21-3	1R1-38072-0	REAR MARK ﾘﾔﾏｰｸ (PRO-Ⅱ)	1											●	●								
21-4	1H2-38073-0	SIDE MARK ｻｲﾄﾞﾏｰｸ A (PRO)	1									●	●										for PRO
21-5	1R1-38073-0	SIDE MARK ｻｲﾄﾞﾏｰｸ A (PRO-Ⅱ)	1											●	●								
21-6	1H2-38081-0	LABEL ﾗﾍﾞﾙ ｾﾝﾀ(PRO/PROⅡ)	1									●	●	●	●								for PRO/PROⅡ
21-8	1A6-38503-0	HIGH VOLTAGE CAUTION LABEL ｽﾊﾟｰｸﾌﾟﾗｸﾞｺｰｼｮﾝﾗﾍﾞﾙ	1	●	●	●	●	●	●	●	●	●	●	●	●	●	●	●	●	●	●	●	for DO
21-9	103-38161-0	NUMBER LABEL ① ﾅﾝﾊﾞｰﾗﾍﾞﾙ ①	1	●	●	●	●	●	●	●	●	●	●	●	●	●	●	●	●	●	●	●	
21-10	103-38162-0	NUMBER LABEL ② ﾅﾝﾊﾞｰﾗﾍﾞﾙ ②	1	●	●	●	●	●	●	●	●	●	●	●	●	●	●	●	●	●	●	●	

Fig. 22A FUEL TANK
フュエルタンク

VC72~52AM VC72/62AM-R L1400AM-G

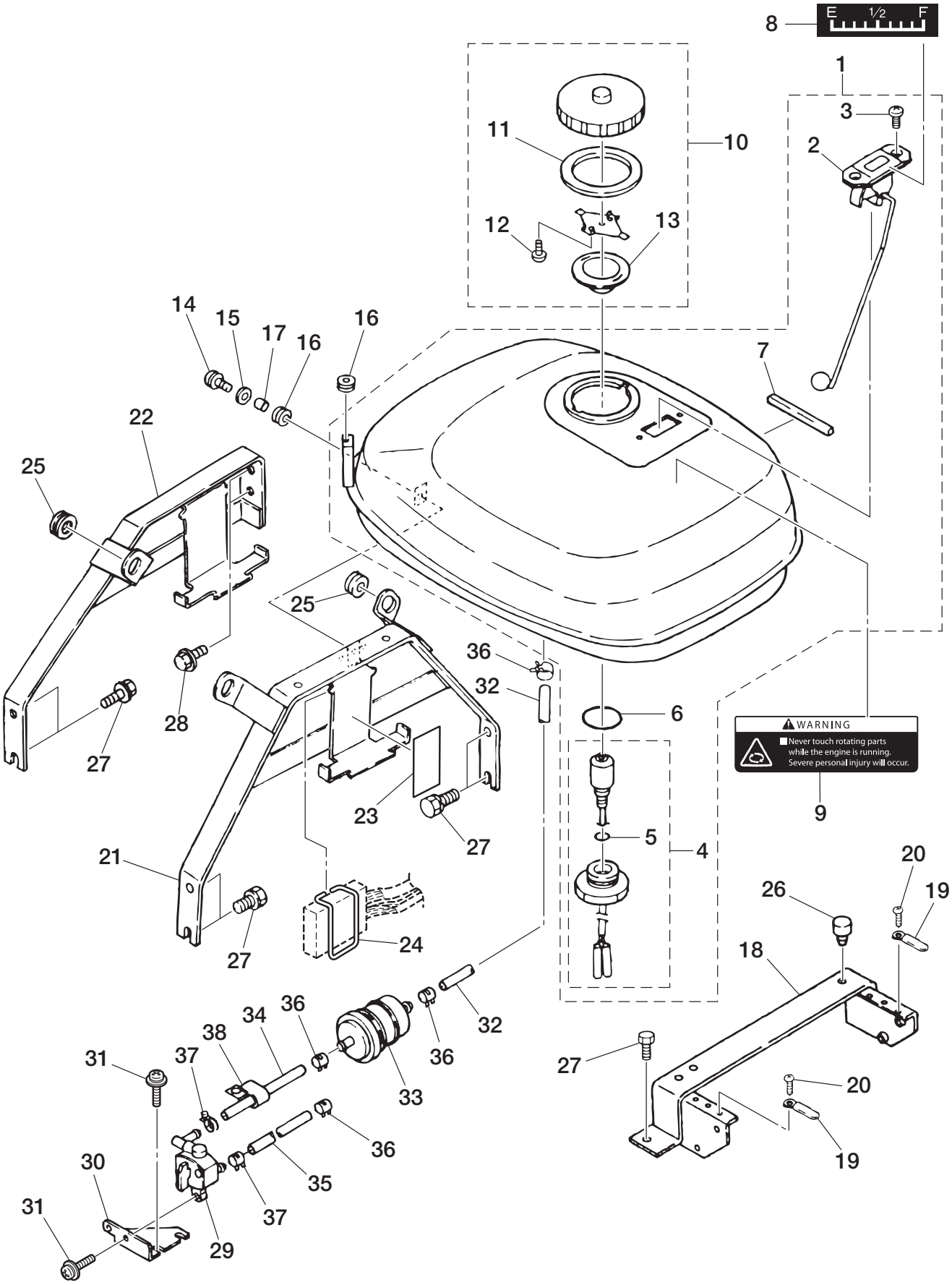

Ref.No. 見出番号		Part No. 部品番号	Description 部　品　名	Q'ty 個数	Applicable Model/適応モデル																			Remarks 備　　考
					VC42A	VC52B	VC62B	VC72B	VC42AS	VC52BS	VC62BS	VC72BS	VC62PRO	VC72PRO	VC62PRO Ⅱ	VC72PRO Ⅱ	VC52AM	VC62AM	VC72AM	VC62AS-R	VC72AS-R	VC62AM-R	VC62AM-N	VC72AM-R	
22A-1		1E0-35000-0	FUEL TANK ASSY ﾌｭｴﾙﾀﾝｸｱｯｼ	1	●	●	●	●	●	●	●	●	●	●	●	●				●	●				
22A-2		1E0-35018-0	＊FUEL GAUGE ＊ﾌｭｴﾙｹﾞｰｼﾞ	1	●	●	●	●	●	●	●	●	●	●	●	●	●	●	●	●	●	●	●	●	●	
22A-3		1K9-35017-0	＊SCREW ＊ｽｸﾘｭ	2	●	●	●	●	●	●	●	●	●	●	●	●	●	●	●	●	●	●	●	●	
22A-4		1E0-34350-0	＊SENSOR ASSY ＊ｾﾝｻｱｯｼ ﾌｭｴﾙﾚﾍﾞﾙｹﾞｰｼﾞ	1	●	●	●	●	●	●	●	●	●	●	●	●				●	●				
22A-5		332-60002-0	＊＊O-RING 2-9 ＊＊Oﾘﾝｸﾞ 2-9	1	●	●	●	●	●	●	●	●	●	●	●	●	●	●	●	●	●	●	●	●	●	
22A-6		1E0-34353-0	＊O-RING 3.5-31.7 ＊Oﾘﾝｸﾞ 3.5-31.7	1	●	●	●	●	●	●	●	●	●	●	●	●	●	●	●	●	●	●	●	●	●	
22A-7		1E0-35033-0	＊SEAL RUBBER ＊ｼｰﾙﾗﾊﾞｰ	1	●	●	●	●	●	●	●	●	●	●	●	●	●	●	●	●	●	●	●	●	●	
22A-8		159-35003-0	LABEL ﾗﾍﾞﾙ ﾌｭｴﾙｹﾞｰｼﾞ	1	●	●	●	●	●	●	●	●	●	●	●	●	●	●	●	●	●	●	●	●	●	
22A-10		128-35021-2	CAP ｷｬｯﾌﾟ ﾌｭｴﾙﾀﾝｸ	1	●	●	●	●	●	●	●	●	●	●	●	●	●	●	●	●	●	●	●	●	●	
22A-11		334-70021-0	＊TANK FILLER CAP GASKET ＊ﾀﾝｸﾌｨﾗｷｬｯﾌﾟｶﾞｽｹｯﾄ	1	●	●	●	●	●	●	●	●	●	●	●	●	●	●	●	●	●	●	●	●	●	
22A-12		921503-6510	＊SCREW ＊ｽｸﾘｭ	2	●	●	●	●	●	●	●	●	●	●	●	●	●	●	●	●	●	●	●	●	●	
22A-13		1E0-35023-1	＊TANK FILLER CAP GASKET ＊ﾌｭｴﾙﾀﾝｸｷｬｯﾌﾟｶﾞｽｹｯﾄ	1	●	●	●	●	●	●	●	●	●	●	●	●	●	●	●	●	●	●	●	●	●	
22A-14		921521-0620	SCREW ｽｸﾘｭ	1	●	●	●	●	●	●	●	●	●	●	●	●	●	●	●	●	●	●	●	●	●	
22A-15		151-32053-0	WASHER 6-22-1.6 ﾜｯｼｬ 6-22-1.6	1	●	●	●	●	●	●	●	●	●	●	●	●	●	●	●	●	●	●	●	●	●	
22A-16		307-67005-0	GROMMET 16.5-2.5 ｸﾞﾛﾒｯﾄ 16-5-2.5	3	●	●	●	●	●	●	●	●	●	●	●	●	●	●	●	●	●	●	●	●	●	
22A-17		624-34415-0	SPACER 6-8-8.5 ｶﾗｰ 6-8-8.5	1	●	●	●	●	●	●	●	●	●	●	●	●	●	●	●	●	●	●	●	●	●	
22A-18		1E0-35040-0	BRACKET ﾌﾞﾗｹｯﾄ A ﾌｭｴﾙﾀﾝｸ	1	●	●	●	●	●	●	●	●	●	●	●	●	●	●	●	●	●	●	●	●	●	
22A-19		398-06972-0	CLAMP 6.5-67P ｸﾗﾝﾌﾟ 6.5-67P	2	●	●	●	●	●	●	●	●	●	●	●	●	●	●	●	●	●	●	●	●	●	
22A-20	1	921521-5612	SCREW ｽｸﾘｭ	1	●	●	●	●	●	●	●	●	●	●	●	●				●	●				except Full Auto Model
22A-20	2	921521-5612	SCREW ｽｸﾘｭ	6													●	●	●	●	●	●	●	●	for Full Auto Model except L1400AM-G
22A-20	3	921521-5610	SCREW ｽｸﾘｭ	2	●	●	●	●	●	●	●	●	●	●	●	●									
22A-21		1E0-35050-0	BRACKET ﾌﾞﾗｹｯﾄ B ﾌｭｴﾙﾀﾝｸ	1	●	●	●	●	●	●	●	●					●	●	●	●	●	●	●	●	
22A-22	1	1H2-35050-0	BRACKET ﾌﾞﾗｹｯﾄ B ﾌｭｴﾙﾀﾝｸ	1									●	●											for PRO
22A-22	2	1R1-35050-0	BRACKET ﾌﾞﾗｹｯﾄ B ﾌｭｴﾙﾀﾝｸ	1											●	●									for PRO Ⅱ
22A-23		1E0-35054-0	FOAM RUBBER ﾌｫｰﾑﾗﾊﾞｰ（ﾊﾞｯﾌｧﾍﾞﾙﾄ）	1	●	●	●	●	●	●	●	●	●	●	●	●	●	●	●	●	●	●	●	●	●	
22A-24		1E0-35053-0	HOLDER ﾎﾙﾀﾞ	1	●	●	●	●	●	●	●	●	●	●	●	●	●	●	●	●	●	●	●	●	
22A-25		307-67005-0	GROMMET 16.5-2.5 ｸﾞﾛﾒｯﾄ 16-5-2.5	2	●	●	●	●	●	●	●	●	●	●	●	●	●	●	●	●	●	●	●	●	●	
22A-26		1E0-35051-0	DAMPER RUBBER ﾀﾞﾝﾊﾟﾗﾊﾞｰ	5	●	●	●	●	●	●	●	●	●	●	●	●	●	●	●	●	●	●	●	●	●	
22A-27		910121-5820	BOLT ﾎﾞﾙﾄ	6	●	●	●	●	●	●	●	●	●	●	●	●	●	●	●	●	●	●	●	●	
22A-28		910121-5812	BOLT ﾎﾞﾙﾄ	2									●	●	●	●									for PRO/PRO Ⅱ
22A-29		1H1-35200-0	FUEL VALVE ﾌｭｴﾙﾊﾞﾙﾌﾞ	1	●	●	●	●	●	●	●	●	●	●	●	●				●	●				
22A-30		1E0-35222-0	BRACKET ﾌﾞﾗｹｯﾄ ﾌｭｴﾙﾊﾞﾙﾌﾞ	1	●	●	●	●	●	●	●	●	●	●	●	●				●	●				
22A-31		921521-5612	SCREW ｽｸﾘｭ	4	●	●	●	●	●	●	●	●	●	●	●	●				●	●				
22A-32		98AB-70-060	HOSE L=60 ｺﾞﾑﾎｰｽ L=60	1	●	●	●	●	●	●	●	●	●	●	●	●	●	●	●	●	●	●	●	●	98AB-701000
22A-33		1H1-02230-0	FUEL FILTER ASSY ﾌｭｴﾙﾌｨﾙﾀｱｯｼ	1	●	●	●	●	●	●	●	●	●	●	●	●	●	●	●	●	●	●	●	●	●	
22A-34		98AB-70-160	HOSE L=160 ｺﾞﾑﾎｰｽ L=160	1	●	●	●	●	●	●	●	●	●	●	●	●				●	●				98AB-701000
22A-35		98AB-70-190	HOSE L=190 ｺﾞﾑﾎｰｽ L=190	1	●	●	●	●	●	●	●	●	●	●	●	●				●	●				98AB-701000

Fig. 22A FUEL TANK
フュエルタンク

VC72~52AM VC72/62AM-R L1400AM-G

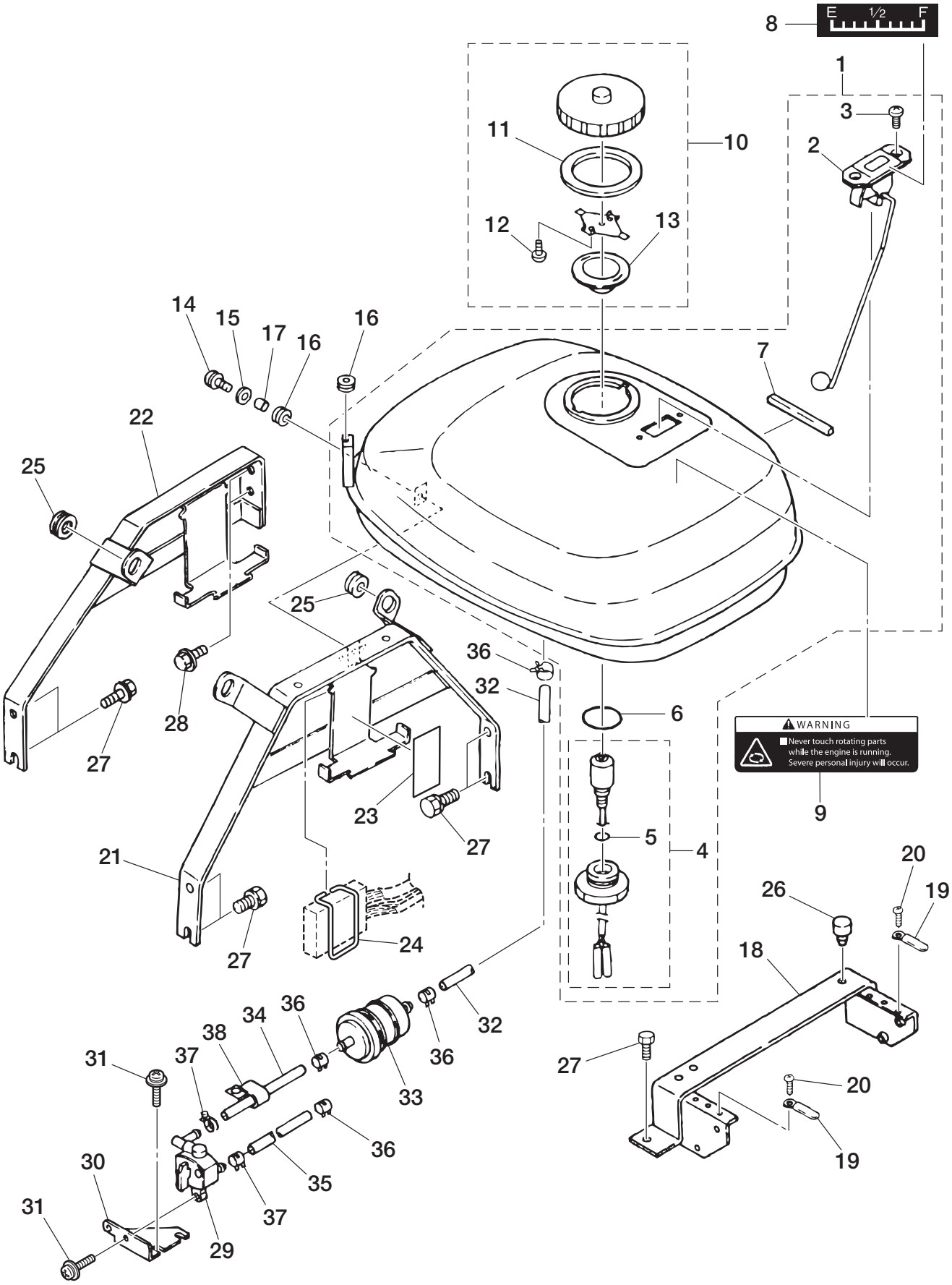

Ref.No. 見出番号	Part No. 部品番号	Description 部　品　名	Q'ty 個数	Applicable Model/適応モデル																				Remarks 備　考
				VC42A	VC52B	VC62B	VC72B	VC42AS	VC52BS	VC62BS	VC72BS	VC62PRO	VC72PRO	VC62PRO Ⅱ	VC72PRO Ⅱ	VC52AM	VC62AM	VC72AM	VC62AS-R	VC72AS-R	VC62AM-R	VC62AM-N	VC72AM-R	
22A-36	345-70114-1	CLIP φ11.3 ｸﾘｯﾌﾟ φ11.3	4	●	●	●	●	●	●	●	●	●	●	●	●				●	●				
22A-37	1H1-01639-0	HOSE CLAMP φ12 ﾎｰｽｸﾗﾝﾌﾟ φ12	2	●	●	●	●	●	●	●	●	●	●	●	●				●	●				
22A-38	345-06971-0	CLAMP 9-12U ｸﾗﾝﾌﾟ 9-12U	1	●	●	●	●	●	●	●	●	●	●	●	●	●	●	●	●	●	●	●	●	

Fig. 22B FUEL TANK
フュエルタンク

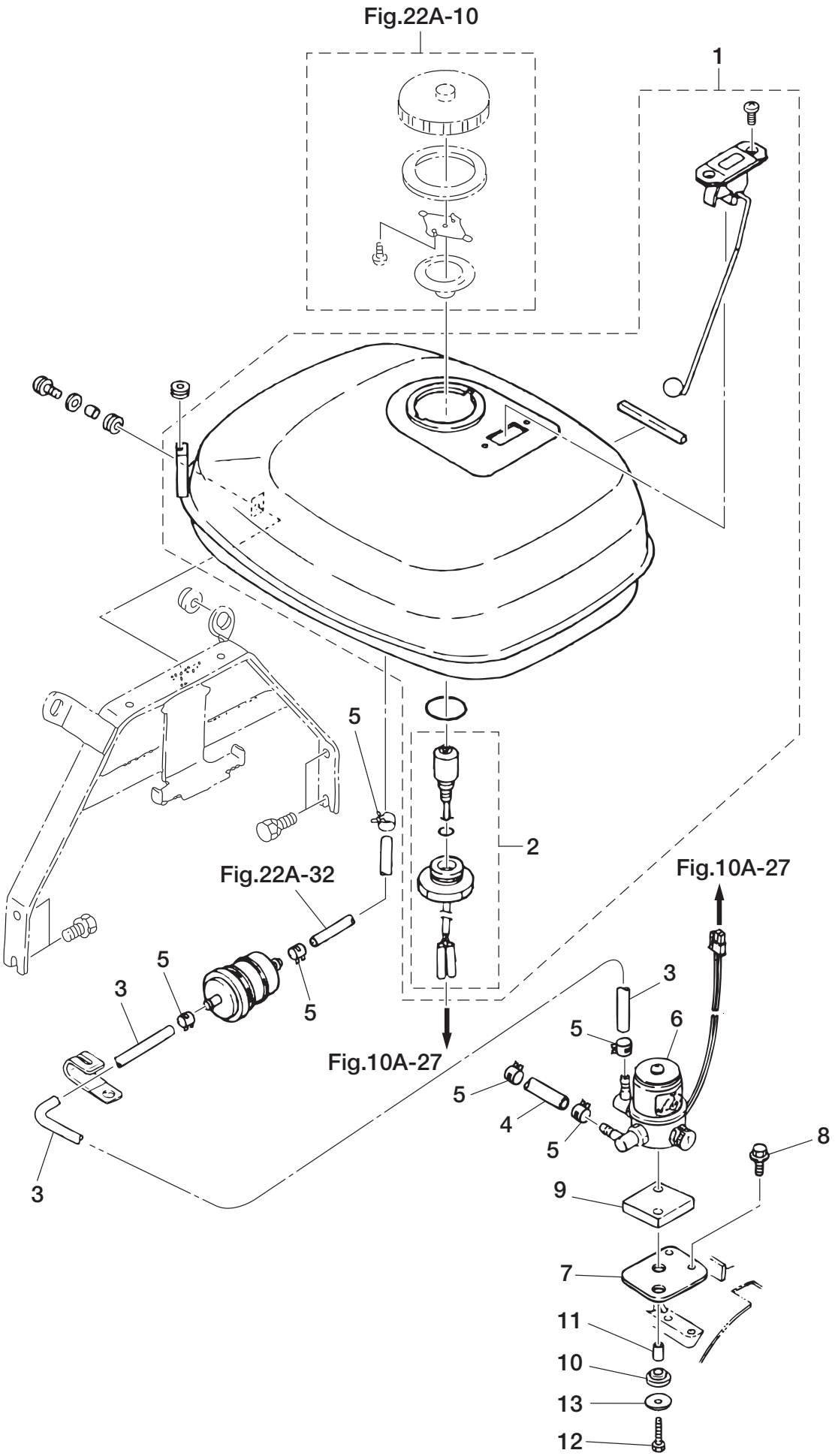

Ref.No. 見出番号	Part No. 部品番号	Description 部　品　名	Q'ty 個数	Applicable Model/適応モデル																			Remarks 備　　考
				VC42A	VC52B	VC62B	VC72B	VC42AS	VC52BS	VC62BS	VC72BS	VC62PRO	VC72PRO	VC62PRO II	VC72PRO II	VC52AM	VC62AM	VC72AM	VC62AS-R	VC72AS-R	VC62AM-R	VC62AM-N	VC72AM-R	
22B-1	1F1-35000-0	FUEL TANK ASSY ﾌｭｴﾙﾀﾝｸｱｯｼ	1													●	●	●			●	●	●	
22B-2	186-34350-0	＊SENSOR ASSY ＊ｾﾝｻｱｯｼ ﾌｭｴﾙﾚﾍﾞﾙｹﾞｰｼﾞ	1													●	●	●			●	●	●	
22B-3	98AB-70-100	HOSE L=100 ｺﾞﾑﾎｰｽ L=100	1													●	●	●			●	●	●	98AB-701000
22B-4	98AB-70-200	HOSE L=200 ｺﾞﾑﾎｰｽ L=200	1													●	●	●			●	●	●	98AB-701000
22B-5	345-70114-1	CLIP φ11.3 ｸﾘｯﾌﾟ φ11.3	6													●	●	●			●	●	●	
22B-6	1F1-06600-1	SOLENOID VALVE ASSY ﾌｭｴﾙｿﾚﾉｲﾄﾞﾊﾞﾙﾌﾞｱｯｼ	1													●	●	●			●	●	●	
22B-7	1F1-06604-0	BRACKET ﾌﾞﾗｹｯﾄ ｿﾚﾉｲﾄﾞﾊﾞﾙﾌﾞ	1													●	●	●			●	●	●	
22B-8	910121-5625	BOLT ﾎﾞﾙﾄ	2													●	●	●			●	●	●	
22B-9	624-06607-0	DAMPER RUBBER ﾀﾞﾝﾊﾟﾗﾊﾞｰ ｿﾚﾉｲﾄﾞﾊﾞﾙﾌﾞ	1													●	●	●			●	●	●	
22B-10	346-67113-0	MOUNT 8.5-14-2.5 ﾏｳﾝﾄ 8.5-14-2.5	2													●	●	●			●	●	●	
22B-11	624-06606-0	SPACER 6.2-9-19.2 ｽﾍﾟｰｻ 6.2-9-19.2	2													●	●	●			●	●	●	
22B-12	910121-0630	BOLT ﾎﾞﾙﾄ	2													●	●	●			●	●	●	
22B-13	346-67115-0	WASHER 6.5-21-1 ﾜｯｼｬ 6.5-21-1	2													●	●	●			●	●	●	

Fig. 23 ACCESSORIES OPTIONAL SPECIAL TOOL
アクセサリ・オプショナルパーツ・スペシャルツール

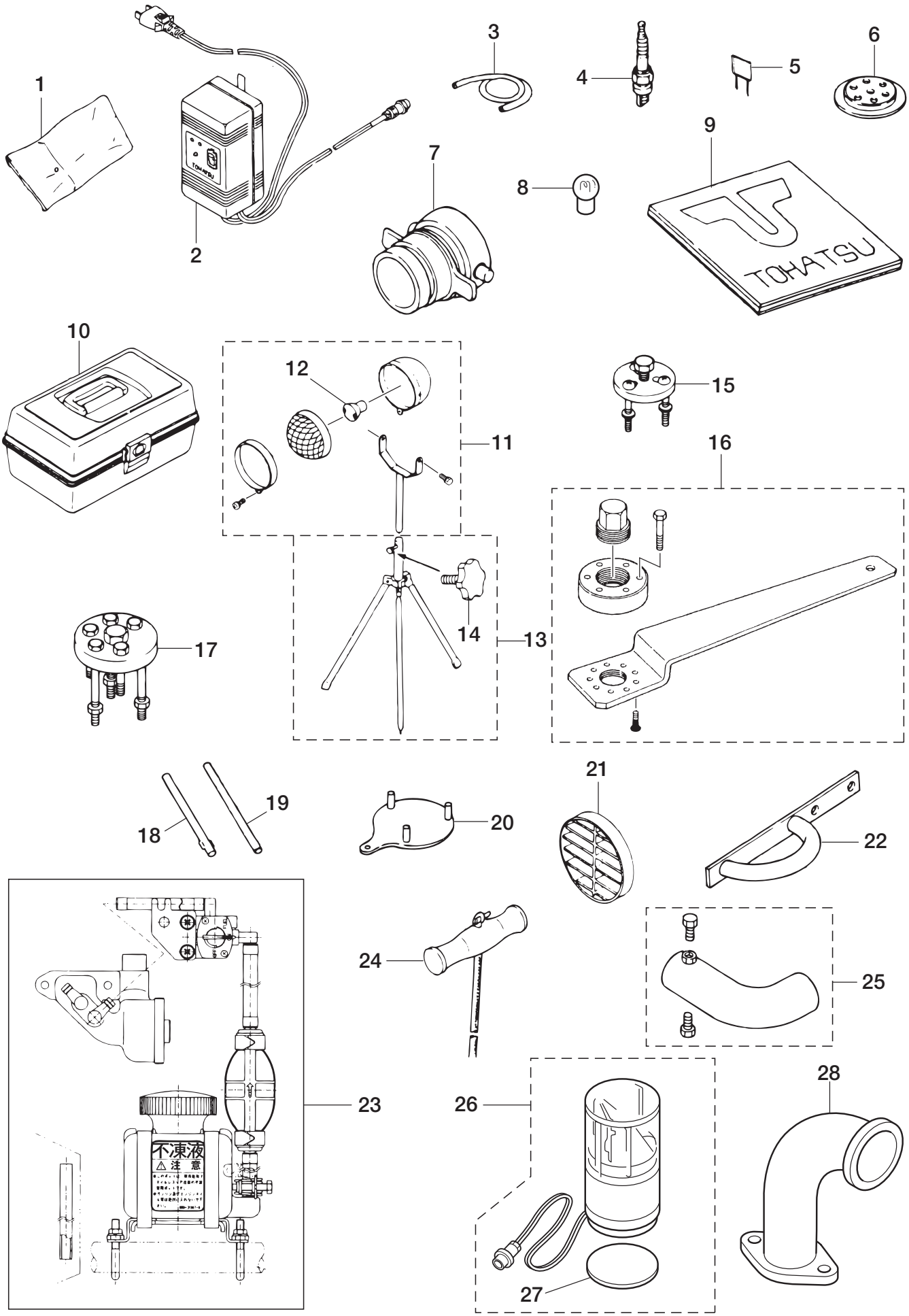

Ref.No. 見出番号		Part No. 部品番号	Description 部品名	Q'ty 個数	Applicable Model/適応モデル																				Remarks 備考
					VC42A	VC52B	VC62B	VC72B	VC42AS	VC52BS	VC62BS	VC72BS	VC62PRO	VC72PRO	VC62PRO Ⅱ	VC72PRO Ⅱ	VC52AM	VC62AM	VC72AM	VC62AS-R	VC72AS-R	VC62AM-R	VC62AM-N	VC72AM-R	
23-1		151-39010-2	TOOL KIT ﾂｰﾙｷｯﾄ	1	●	●	●	●	●	●	●	●	●	●	●	●	●	●	●	●	●	●	●	●	
23-2	1	634-39035-2	AUTO BATTERY CHARGER ｵｰﾄﾊﾞｯﾃﾘﾁｬｰｼﾞｬ	1					●	●	●	●	●	●	●	●	●	●	●	●	●	●	●	●	for DO 100V
23-3		991007-0300	PIPE L=300 ﾋﾞﾆﾙﾊﾟｲﾌﾟ L=300	1	●	●	●	●	●	●	●	●	●	●	●	●	●	●	●	●	●	●	●	●	9910-7-1000
23-4		9701-1-1014	SPARK PLUG (BPR7HS10) ｽﾊﾟｰｸﾌﾟﾗｸﾞ (BPR7HS10)	1	●	●	●	●	●	●	●	●	●	●	●	●	●	●	●	●	●	●	●	●	NGK
23-5	1	1K9-76243-0	FUSE 5A ﾋｭｰｽﾞ 5A	1					●	●	●	●	●	●	●	●				●	●				
23-5	2	1K9-76243-0	FUSE 5A ﾋｭｰｽﾞ 5A	2													●	●	●			●	●	●	for Full Auto Model
23-5	3	3T5-76246-0	FUSE 15A ﾋｭｰｽﾞ 15A	1					●	●	●	●	●	●	●	●				●	●				
23-5	4	3T5-76247-0	FUSE 20A ﾋｭｰｽﾞ 20A	1													●	●	●			●	●	●	for Full Auto Model
23-5	5	1K9-76241-0	FUSE 3A ﾋｭｰｽﾞ 3A	1													●	●	●			●	●	●	for Full Auto Model
23-6		151-39045-0	PUMPING PLATE ﾎﾟﾝﾋﾟﾝｸﾞﾌﾟﾚｰﾄ	1	●	●	●	●	●	●	●	●	●	●	●	●	●	●	●	●	●	●	●	●	
23-7		151-39051-1	COUPLING 2-1/2 ｶｯﾌﾟﾘﾝｸﾞ ﾃﾞｨｽﾁｬｰｼﾞﾎﾟｰﾄ 2-1/2	1	●	●	●	●	●	●	●	●	●	●	●	●	●	●	●	●	●	●	●	●	
23-8		1K1-34321-0	BULB 12V-3.8W ﾊﾞﾙﾌﾞ 12V-3.8W	1	●	●	●	●	●	●	●	●	●	●	●	●	●	●	●	●	●	●	●	●	
23-9		1K1-39201-0	COVER ﾋﾞﾆｰﾙｶﾊﾞｰ	1	●	●	●	●	●	●	●	●	●	●	●	●	●	●	●	●	●	●	●	●	
23-15		126-39100-0	PULLER ﾌﾟｰﾗ	1	●	●	●	●	●	●	●	●	●	●	●	●	●	●	●	●	●	●	●	●	OPT
23-16		1A6-39115-0	PULLER ASSY ﾏｸﾞﾈﾄﾌﾟｰﾗｱｯｼ	1	●	●	●	●	●	●	●	●	●	●	●	●	●	●	●	●	●	●	●	●	OPT
23-17		151-39101-0	PULLER ﾌﾟｰﾗ ｲﾝﾍﾟﾗ	1	●	●	●	●	●	●	●	●	●	●	●	●	●	●	●	●	●	●	●	●	OPT
23-18		126-39105-0	SPRING PIN TOOL ｽﾌﾟﾘﾝｸﾞﾋﾟﾝﾂｰﾙ A	1	●	●	●	●	●	●	●	●	●	●	●	●	●	●	●	●	●	●	●	●	OPT
23-19		126-39106-0	SPRING PIN TOOL ｽﾌﾟﾘﾝｸﾞﾋﾟﾝﾂｰﾙ B	1	●	●	●	●	●	●	●	●	●	●	●	●	●	●	●	●	●	●	●	●	OPT
23-20		1E0-39119-0	FRICTION MEASURING TOOL ﾒｼﾞｬﾘﾝｸﾞﾄﾙｸ	1	●	●	●	●	●	●	●	●	●	●	●	●	●	●	●	●	●	●	●	●	OPT
23-21		152-30151-0	SUCTION STRAINER φ75 ｻｸｼｮﾝｽﾄﾚｰﾅ φ75	1	●	●	●	●	●	●	●	●	●	●	●	●	●	●	●	●	●	●	●	●	OPT 3"(75mm)
23-22		1H2-37080-0	HOOK ﾛｰﾌﾟﾌｯｸ (VC-PRO)	1	●	●	●	●	●	●	●	●					●	●	●	●	●	●	●	●	OPT
23-23	1	1E0-31565-2	ANTI-FREEZE KIT ｱﾝﾁﾌﾘｰｽﾞｷｯﾄ	1	●	●	●	●	●	●	●	●					●	●	●	●	●	●	●	●	OPT
23-23	2	1H2-31565-2	ANTI-FREEZE KIT ｱﾝﾁﾌﾘｰｽﾞｷｯﾄ	1									●	●	●	●									OPT for PRO/PRO Ⅱ
23-24		151-39011-1	STARTER ROPE ｽﾀｰﾀﾛｰﾌﾟ	1	●	●	●	●	●	●	●	●	●	●	●	●	●	●	●	●	●	●	●	●	OPT
23-25		1E0-02397-0	ELBOW ｴﾙﾎﾞ ﾃｰﾙﾊﾟｲﾌﾟ	1	●	●	●	●	●	●	●	●	●	●	●	●	●	●	●	●	●	●	●	●	OPT with Bolt
23-26		1K9-39120-1	OPERATION LIGHT ASSY ｵﾍﾟﾚｰｼｮﾝﾗｲﾄｱｯｼ	1						●	●	●													OPT for VC72/62/52BS
23-27		1K9-39128-1	* PLATE * ﾌﾟﾚｰﾄ ｵﾍﾟﾚｰｼｮﾝﾗｲﾄ	1						●	●	●													OPT for VC72/62/52BS

索引

<C>
CDユニット 9-9
Cリング d=28 . . . . . 14A-11
Cリング d=28 . . . . . 14E-11
<E>
Eリング d=8 15-40
Eリング d=8 . . . . . 17A-26
<O>
Oリング 14A-27
Oリング 1.5-5.5 . . . . . 8A-9
Oリング 1.6-19.2. 11-2
Oリング 1.9-17.8. 15-15
Oリング 2.2-235 13-8
Oリング 2.4-10.8. 15-6
Oリング 2.4-13.8. . . . . 14A-9
Oリング 2.4-13.8. . . . . 14E-9
Oリング 2.4-39.7. 13-21
Oリング 2-66.5. 3-19
Oリング 2-9. . . . . 22A-5
Oリング 3.1-89.4. 15-10
Oリング 3.2-47. 12-23
Oリング 3.5-31.7. . . . . 22A-6
Oリング 5.7-84.6. 15-38
Oリング 8.1-59.8. 15-11
<V>
Vプーリ 14A-16-2
Vプーリ 14C-3
Vプーリ (オイルレス). 14A-16-1
Vプーリ φ110 . . . . . 14D-5
Vプーリ φ113 . . . . . 14B-3
Vプーリ φ78 . . . . . 14C-20
Vベルト A-20 . . . . . 14C-22
Vベルト A-28 . . . . . 14A-49-1
Vベルト A-30 . . . . . 14D-12
Vベルト M-30. . . . . 14B-42-1
Vベルト M-32. . . . . 14B-42-2
<ア>
アジャストスクリュ 5-P0.8 . . . . . 8A-26
アジャストナット ガバナ 8A-16
アジャストプレート 8A-25
アジャストボルト ガバナ 8A-15
アジャストボルト ガバナ 8B-2
アプセットボルト 11-3
アプセットボルト 14A-8
アプセットボルト 14E-8
アンチフリーズキット 23-23-1
アンチフリーズキット 23-23-2
<イ>
イグニッションコイル (#1) 9-11
イグニッションコイルアッシ (#2). 9-12
インストラクションラベル 20-1-1
インストラクションラベル 20-1-2
インストラクションラベル 20-1-3
インストラクションラベル 20-1-4
インストラクションラベル 20-1-5
インテークマニホールドアッシ 4-1-1
インテークマニホールドアッシ 4-1-2
インテークマニホールドガスケット 4-5
インデューサ. 12-48
インペラ. 12-46
インレットパイプ 5B-33
<ウ>
ウィングナット 4-P0.7 . . . . . 17A-30
ウェーブワッシャ d=12 . . . . . 14B-18
ウォータストップバルブケース 12-22
ウォームギヤ スロットル 8A-33
ウォームホイル スロットル. 8A-37
<エ>
エアサイレンサ 5B-25
エアファンネル 5A-35
エアファンネルリング 5A-38
エキゾーストマニホールド 6-1
エルボ VP 14C-27
エルボ テールパイプ 23-25
エンジンオイルラベル 19-11
エンジンカバー ワイヤハーネス. 10A-19
<オ>
オイルゲージラベル 19-9
オイルシール 25-40-6 2-26
オイルシール 30-72-10. 3-23
オイルタンク 11-18
オイルタンクキャップチェックバルブ. 11-23
オイルフィラキャップ 11-21
オイルフィルタアッシ 11-15
オイルポンプアッシ 11-1
オイルポンプドライブギヤ 3-20
オイルポンプドリブンギヤ 2-33
オイルレベルゲージ 2-30-1
オイルレベルゲージ 2-30-2
オイルレベルセンサ 11-25
オートバッテリチャージャ 23-2-1
オーバーヒートセンサアッシ. 10B-4
オーバーフローパイプ キャブレタ L=480 . . . . . 5A-31
オペレーションパネルアッシ. 10A-26
オペレーションパネルアッシ. 10B-11-1
オペレーションパネルアッシ. 10B-11-2
オペレーションパネルアッシ. 10B-11-3
オペレーションパネルアッシ. 10C-1
オペレーションライトアッシ. 23-26
オペレーションラベル 15-22
オペレーションラベル 18-6
<カ>
ガイド カウル 7-17
ガイド チョークロッド. 18-20
ガイド レバー 18-18
ガイドベーン. 13-6
ガスケット 12.1-17-0.5. 6-10
ガスケット 13.2-21-0.5. 12-12-2
ガスケット 13.2-21-1. 12-12-1
ガスケット 17-24-1 1-7
ガスケット 17-24-1 6-6
ガスケット 17-24-1 12-10
ガスケット 26.7-32-1. 12-18
ガスケット 26.7-32-1 13-26
ガスケット 36-52-2 11-22
ガスケット 5.2-10-0.8 . . . . . 14A-4
ガスケット 5.2-10-0.8 . . . . . 14E-4
ガスケット 5.5-11-1. . . . . 10D-4
ガスケット 6.2-11-1. 15-27
ガスケット 6.2-11-1. 18-28
ガスケット 6.2-11-1. 18-30
ガスケット 73-91-4 13-13
ガスケット 8.2-15-1. 2-32
ガスケット VPインレットエルボ 14A-30
ガスケット VPインレットエルボ 14C-25
ガスケット エアファンネル. 5A-36
ガスケット エキゾーストマニホールド 6-2
ガスケット ガバナケース 2-24
ガスケット ストレーナケース 14D-8
ガスケット バキュームポンプ t=0.03. . . . . 14A-6-1
ガスケット バキュームポンプ t=0.03. . . . . 14E-6-2
ガスケット バキュームポンプ t=0.06. . . . . 14A-6-2
ガスケット バキュームポンプ t=0.06. . . . . 14E-6-1
ガスケット フランジアウトレット 15-9
ガスケット マフラ 6-14
ガスケットA チェックバルブ. 2-13
ガスケットB チェックバルブ. 2-15
カップ 14A-25
カップアッシ ストレーナ 14A-24
カップリング ディスチャージポート 2-1/2 23-7
カバー セルスタータケース. 9-18
カバー プレッシャスイッチ. 8B-19
カバー プレッシャスイッチ. 12-16
ガバナアーム. 8A-7
ガバナウェイトアッシ 8A-1
ガバナケースリッド 2-23
ガバナシャフト 8A-6
ガバナレバー. 8A-11
ガバナレバー. 8B-1
カラー 6.5-10.5-6.5 . . . . . 10A-15
カラー 6-8-6 . . . . . 5B-32
カラー 6-8-6 11-19
カラー 6-8-6 18-11
カラー 6-8-8.5 . . . . . 10A-5
カラー 6-8-8.5 . . . . . 22A-17
<キ>
キ- (ポンプ/マグネット) 9-4
キ- (ポンプ/マグネット). 12-45
キャップ 20P リセプタクル. 10A-38
キャップ ウォータストップバルブ 12-27
キャップ コード 10B-8
キャップ コード 10B-10
キャップ コンセント 10B-2
キャップ フュエルタンク 22A-10
キャップフック タンク. 11-24
キャブレタアッシ 5A-1-1
キャブレタアッシ 5A-1-2
キャブレタアッシ 5B-1
キャブレタガスケット 5A-20
キャリングハンドル 17A-21
<ク>
クランクケースアッシ 2-1
クランクシャフト A. 3-11
クランクシャフト B. 3-12
クランクシャフト C. 3-13
クランクシャフト D 3-14
クランクシャフトアッシ (W/ギヤ) 3-7
クランクピン. 3-15
クランプ. 14C-36
クランプ 6.5-47.5P 2-11
クランプ 6.5-47.5P 4-6
クランプ 6.5-67P 2-21

クランプ 6.5-67P 10A-20
クランプ 6.5-67P 14D-17
クランプ 6.5-67P 22A-19
クランプ 7-80P. 14C-35
クランプ 9-12U 2-36
クランプ 9-12U 13-9
クランプ 9-12U 22A-38
クランプ アウトレットパイプ 14A-53
クランプ バッテリサポータ. 17A-29
クリップ. 5A-6
クリップ. 5A-14
クリップ. 6-26
クリップ φ11.3 . . . . . 22A-36
クリップ φ11.3 . . . . . 22B-5
クリップ φ18.5 6-28
クリップ φ6.8 . . . . . 5A-18
クリップ φ6.8 11-13
クリップ φ7.8 2-10
クリップ φ9.4 . . . . . 5A-28
クリップ φ9.4 11-17
グリップ キャリングハンドル 17A-22
グリップレバー 14A-42
グロメット 12-1.6. 18-8
グロメット 13-2 18-12
グロメット 16-5-2.5. . . . . 22A-16
グロメット 16-5-2.5. . . . . 22A-25
グロメット 17-10-1 . . . . . 10A-4
グロメット 18-2.5. . . . . 10A-14
グロメット 18-2.5. . . . . 17B-4
グロメット 28-6-34 13-22
グロメット 36-3 19-13
グロメット チョークレバー. 18-19
<ケ>
ケーブルクリップ. 11-5
ケーブルクリップアッシ 11-9
<コ>
コイルプレートアッシ (W/オルタネータ) 9-3
コネクタ ガバナ 8A-36
コネクタ ガバナ 8B-5
コネクタ キャリングハンドル 17A-17
ゴムホース 6-7
ゴムホース 6-21
ゴムホース L=100. . . . . 22B-3
ゴムホース L=160. . . . . 22A-34
ゴムホース L=17. . . . . 17A-7
ゴムホース L=190. . . . . 22A-35
ゴムホース L=200. . . . . 22B-4
ゴムホース L=220. 13-18
ゴムホース L=230. 6-25
ゴムホース L=240. 1-8
ゴムホース L=25. . . . . 14A-43
ゴムホース L=310. . . . . 5A-27-2
ゴムホース L=350. . . . . 5A-27-1
ゴムホース L=40. . . . . 5A-17
ゴムホース L=60. . . . . 22A-32
コンセントアッシ. 10A-23
コンセントアッシ. 10B-1-1
コンセントアッシ. 10B-1-2
コントローラアッシ MR-1-T4. . . . . 10A-1-1
コントロールパネル 18-1
コントロールパネル 18-2
コンロッドアッシ. 3-8
<サ>
サーモスタット 12-6
サイドプレート 14A-14
サイドプレート 14E-14
サイドマーク A 20-11
サイドマーク A (PRO) 21-4
サイドマーク A (PRO- II) 21-5
サイドマーク B. 20-12
サイドマーク B (PRO- II). 20-13
サクションキャップ φ75 13-12
サクションストレーナ φ75 23-21
サクションセンサ. 10D-1
サクションラベル. 20-4-1
サクションラベル. 20-4-2
サポータ バッテリ 17A-28
サポートスプリング 5A-15
<シ>
シート ポット 17B-3
シートプレート メインスイッチ. 10B-12
シールラバー. 18-3
シールラバー. 22A-7
シールラバー VPレバー 19-2
シールラバー パネル 10B-17
シム 14.2-30-0.05 . . . . . 14B-41-1
シム 14.2-30-0.1 . . . . . 14B-41-2
シム 14.2-30-0.2 . . . . . 14B-41-3
シム 17.5-10.2-0.05 . . . . . 14B-40-1
シム 17.5-10.2-0.1 . . . . . 14B-40-2
シム 17.5-10.2-0.2 . . . . . 14B-40-3
シャフト ハンドルブラケット 17A-16
ショルダボルト 6-8. . . . . 8B-12
ショルダボルト 6-9. . . . . 14B-35
シリンダブロック 1-10
シリンダブロックガスケット. 1-11
シリンダブロックドレンパイプアッシ. 6-11
シリンダヘッドアッシ 1-1
シリンダヘッドガスケット 1-2
シリンダヘッドボルト 8-50. 1-3
<ス>
スクリュ. 2-16
スクリュ. 2-22
スクリュ. 2-29
スクリュ. 4-7
スクリュ. 5A-4
スクリュ. 5A-9
スクリュ. 5A-26
スクリュ. 5A-37
スクリュ. 5B-11
スクリュ. 5B-19
スクリュ. 5B-24
スクリュ. 5B-31
スクリュ. 5B-35
スクリュ. 5B-36
スクリュ. 8A-8
スクリュ. 8A-22
スクリュ. 8A-23
スクリュ. 8B-7
スクリュ. 8B-9
スクリュ. 8B-24
スクリュ. 9-7
スクリュ. 9-8
スクリュ. 9-13
スクリュ. 10A-21
スクリュ. 10A-22
スクリュ. 10A-33
スクリュ. 10A-37
スクリュ. 10B-3
スクリュ. 10B-6
スクリュ. 11-20
スクリュ. 12-28
スクリュ. 12-39
スクリュ. 13-7
スクリュ. 13-17
スクリュ. 15-20
スクリュ. 17A-3
スクリュ. 17A-24
スクリュ. 18-10
スクリュ. 18-13
スクリュ. 18-14
スクリュ. 18-15
スクリュ. 18-25-1
スクリュ. 18-25-2
スクリュ. 18-26
スクリュ. 22A-3
スクリュ. 22A-12
スクリュ. 22A-14
スクリュ. 22A-20-1
スクリュ. 22A-20-2
スクリュ. 22A-20-3
スクリュ. 22A-31
スタータケース 7-2
スタータケーブル L=250 . . . . . 10A-25
スタータスプリング 7-5
スタータハンドル. 7-13
スタータプーリ A 7-19
スタータモータアッシ. 9-15
スタータリール 7-3
スタータロープ 7-12
スタータロープ 23-24
スタッド. 4-2
スタッド. 12-2
スタッドボルト 2-2
スタッドボルト 2-3
ストッパ オーバーヒートセンサ. 10B-5
ストッパ キャリングハンドル 17A-23
ストッパ ディスチャージバルブ. 15-37
ストッパピン ディスチャージバルブ. 15-39
ストッパボルト 15-19
ストップスイッチ. 10C-2
ストレーナ 14A-23
ストレーナケースアッシ 14A-22
ストレーナケースアッシ 14C-23
ストレーナケースアッシ 14D-7
スナップピン d=6. . . . . 8A-10
スナップピン d=6. . . . . 8A-39
スパークプラグ (BPR7HS10) 23-4
スパークプラグ (BPR7HS-10). 1-5
スパークプラグコーションラベル. 21-8
スピンドル ウォータストップバルブ. 12-32
スプリットピン 1-8. . . . . 5B-5
スプリットピン 1-8. 11-8
スプリング 14A-28
スプリング 14A-38
スプリング 14B-21
スプリング 14B-31
スプリング 14B-32

スプリング 15-17
スプリング 17A-19
スプリング ウォーム 8A-32
スプリング チェックバルブ L=20 13-23
スプリング ノブ 5B-7
スプリング ノブボルト. 15-33
スプリング リターンバルブ L=44 13-19
スプリングアッシ 8A-18
スプリングアッシ 8B-4
スプリングアッシ 14A-47
スプリングピン 2-12 . . . . . 8A-35
スプリングピン 3-8 3-18
スプリングピン 5-20 . . . . . 8A-2
スプリングピンツール A. 23-18
スプリングピンツール B. 23-19
スプリングワッシャ 1-12
スプリングワッシャ 2-18
スプリングワッシャ 4-4
スプリングワッシャ 5B-15
スプリングワッシャ 5B-23
スプリングワッシャ 7-8
スプリングワッシャ 7-24
スプリングワッシャ 8A-13
スプリングワッシャ 8B-17
スプリングワッシャ 8B-23
スプリングワッシャ 10A-35
スプリングワッシャ 14A-18
スプリングワッシャ 14A-32
スプリングワッシャ 14C-5
スプリングワッシャ 14C-29
スプリングワッシャ 14D-10
スペーサ 10-14-7.9 . . . . . 14A-46
スペーサ 12.2-18-0.5 . . . . . 14B-19
スペーサ 6.2-9-19.2 . . . . . 22B-11
スペーサ 6.5-10.5-6.5 . . . . . 5B-37
スペーサ 9-20-19 . . . . . 14C-12
スペーサ テンションプーリ. 14B-20
スペーサ ドライブギヤ t=2 3-22
スペーサ メインベアリング. 3-21
スライダ. 8A-4
スラストプレート 3-24
スラストワッシャ ガバナ 8A-5
スロージェット (#80). 5A-12
スロットルアーム 8B-11
スロットルコントローラアッシ ROMGHA0107(SRC-C) 10A-12-1
スロットルコントローラアッシ ROMGLA0105(SRC-S) 10A-12-2
スロットルダイヤル 8A-19
スロットルモータアッシ 8B-18
スロットルラベル 18-7-1
スロットルラベル 18-7-2
スロットルラベル 18-7-4
スロットルレバー 8B-25
<セ>
セパレータアッシ 13-15
センサアッシ フュエルレベルゲージ. 22A-4
センサアッシ フュエルレベルゲージ. 22B-2
<タ>
ダイヤフラム. 12-29
ダウエルピン 6-12 2-4
タンクキャップラベル 20-14
タンクフィラキャップガスケット. 22A-11
ダンパラバー. 17A-4
ダンパラバー. 22A-26
ダンパラバー ソレノイドバルブ. 22B-9
<チ>
チェーン キャップ 13-14
チェックバルブ 2-9
チェックバルブ B 2-14
チェックバルブカバー 2-12
チェックバルブケース VP 12-38
チェックバルブコンプリート. 11-11
チャンバ チェックバルブ 5A-16
チョークレバー 5B-10
<ツ>
ツールキット. 23-1
<テ>
ティクラレバー 5B-18
ディスチャージバルブ 15-24
ディスチャージボールバルブアッシ 15-1-1
ディスチャージボールバルブアッシ 15-1-2
テンションアーム プーリ 14A-37
テンションアーム プーリ 14B-15
テンションアーム プーリ 14B-17
テンションハンドルアッシ 14A-41
テンションハンドルアッシ 14B-29
テンションハンドルアッシ 14B-30
テンションプーリ コンプリート. 14A-33
<ト>
トーハツマーク 20-10
トーハツマーク 20-15
ドライブプーリ 7-21-1
ドライブプーリ 7-22
ドライブプーリ B 7-20
ドライブプーリ φ113 7-21-2
ドレンバルブ キャブレタ 5A-23
ドレンバルブラベル 17A-35
ドレンバルブラベル 17A-36
ドレンバルブラベル 19-7
<ナ>
ナイロンナット 5-P0.8 12-37
ナイロンナット 6-P1.0 15-29
ナイロンナット 8-P1.25 12-30
ナット 1-13
ナット 5A-21
ナット 5B-6
ナット 5B-14
ナット 5B-22
ナット 7-7
ナット 8A-17
ナット 8A-27
ナット 8A-30
ナット 8B-3
ナット 8B-13
ナット 8B-16
ナット 8B-22
ナット 10A-9
ナット 10B-18
ナット 12-4
ナット 14A-19
ナット 14A-35
ナット 14A-40
ナット 14B-8
ナット 14B-23
ナット 14B-27
ナット 14B-28
ナット 14B-38
ナット 14C-6
ナット 14C-10
ナット 17A-5
ナット 17A-11
ナット 19-4
ナット 19-15
ナット 16-P1.5 9-5
ナンバーラベル ① 21-9
ナンバーラベル ② 21-10
ナンバーラベル ③ 7-15
ナンバーラベル ③ 10B-16
<ニ>
ニップル 1/4 6-9
ニップル 1/4 6-24
ニップル 20.5-24 12-17
ニップル 5.5-5 2-5
ニップル A 10-PF3/8 1-6
ニップル C 10-G3/8 6-5
ニップル C 10-G3/8 12-9
ニップル L. 12-25
ニップル L. 13-16
ニップル φ10 13-5
ニップル セパレータ 13-27
ニップル プレッシャスイッチ 12-13
<ノ>
ノブ チョーク 5B-3
ノブ ティクラ 5B-8
ノブ フロントカウル 19-5
ノブ メインスイッチ 10B-13
ノブボルト 15-32
<ハ>
パイプアッシ. 12-14
パイプアッシ バキュームゲージ. 18-29-1
パイプアッシ バキュームゲージ. 18-29-2
パイプアッシ バキュームゲージ. 18-29-3
パイプアッシ プレッシャゲージ. 18-27-1
パイプアッシ プレッシャゲージ. 18-27-2
バキュームゲージ 18-23-1
バキュームパイプ. 12-19
バキュームパイプ. 14D-13
バキュームパイプアッシ 5A-19
バキュームポンプアッシ 14C-1
バキュームポンプアッシ 14D-1
バキュームポンプアッシ 14E-1
バキュームポンプアッシ (オイルレス) 14A-1
バキュームポンプカバー 14A-5
バキュームポンプカバー 14E-5
バキュームポンプケース 14A-2-1
バキュームポンプケース 14A-2-2
バキュームポンプケース 14E-2
バッテリ FTZ16-BS 9-20-1
バッテリケーブル (アース) L=190. . . . . 10A-24
バッテリケーブル (アース) L=265. . . . . 10B-7
バッテリコーションラベル 10A-2-1
バッテリコーションラベル 10A-2-2
バルブ 12V-3.8W. 23-8
バルブアッシ. 15-23
バルブボディ. 15-4
パワーリレー. 10A-31-1
パワーリレー. 10A-31-2
バンド ポット 5A-34
バンド リードワイヤ 100 . . . . . 8B-20

バンド リードワイヤ 150 18-31-2
バンド リードワイヤ 200 6-29
バンド リードワイヤ 200 . . . . . 10A-18
バンド リードワイヤ 200 18-31-1
バンド リードワイヤ 300 . . . . . 14A-54-2
バンドリードワイヤ 104. . . . . 5A-32
バンドリードワイヤ 104. . . . . 10B-24
ハンドル. 15-14
ハンドル ブラケット 17A-8
ハンドル ブラケット 17A-9
ハンドル ブラケット 17B-5
ハンドル ブラケット 17B-6
<ヒ>
ピストン. 3-1
ピストンピン. 3-4
ピストンピンクリップ. 3-5
ピストンリング 3-2
ピストンリング 3-3
ビックエンドベアリングワッシャ. 3-10
ビニールカバー 23-9
ビニルパイプ. 14C-24
ビニルパイプ L=160 6-27
ビニルパイプ L=140 11-12
ビニルパイプ L=145 . . . . . 14C-31
ビニルパイプ L=170 . . . . . 14D-14
ビニルパイプ L=200 2-7
ビニルパイプ L=230 . . . . . 5A-30-1
ビニルパイプ L=230 . . . . . 14C-30
ビニルパイプ L=250 . . . . . 14A-50
ビニルパイプ L=260 . . . . . 5A-30-2
ビニルパイプ L=280 2-6
ビニルパイプ L=300 . . . . . 14A-51-1
ビニルパイプ L=300 23-3
ビニルパイプ L=350 11-16
ビニルパイプ L=480 . . . . . 14C-32
ビニルパイプ L=500 . . . . . 14C-33
ビニルパイプ L=530 . . . . . 14A-29-1
ビニルパイプ L=55 2-8
ビニルパイプ L=550 . . . . . 14D-15
ビニルパイプ L=60 11-10
ビニルパイプ L=60 11-14
ビニルパイプ L=600 12-7-1
ビニルパイプ L=650 12-26-1
ビニルパイプ L=700 12-26-3
ヒューズ 15A. 10B-14
ヒューズ 15A. 10B-22
ヒューズ 15A. 23-5-3
ヒューズ 20A. 10A-28
ヒューズ 20A. 23-5-4
ヒューズ 3A. 10A-29
ヒューズ 3A. 23-5-5
ヒューズ 5A. 10A-30
ヒューズ 5A. 10B-15
ヒューズ 5A. 10B-23
ヒューズ 5A. 23-5-1
ヒューズ 5A. 23-5-2
ヒューズホルダブラケット 5B-34
ヒューズラベル 5B-38-1
ヒューズラベル 5B-38-3
ピン 5-5 . . . . . 8A-3
ピン キャリングハンドル 17A-25
<フ>
プーラ 23-15
プーラ インペラ 23-17
プーリシャフト 14A-34
プーリシャフト 14B-12
フォームラバー (バッファベルト). 22A-23
フック カバー 19-3
フック カバー 19-14
フックプレート スプリング. 14A-48
フックプレート スプリング. 14D-11
フックプレート スプリング t=1.2. . . . . 14B-33
フックプレート スプリング t=1.6. . . . . 14B-34
プッシュナット φ8. 19-6
ブッシング 8.4-10-19.5. . . . . 8A-24
ブッシング 9-20-20.8. 2-34
フュエル&エキゾーストコーションラベル 20-2
フュエルゲージ 22A-2
フュエルソレノイドバルブアッシ. 22B-6
フュエルソレノイドラベル 20-6
フュエルタンクアッシ. 22A-1
フュエルタンクアッシ. 22B-1
フュエルタンクキャップガスケット 22A-13
フュエルバルブ 22A-29
フュエルバルブラベル 20-5
フュエルフィルタアッシ 22A-33
フライホイル. 9-2
フライホイルマグネトアッシ. 9-1
プラグ 12-3
プラグ 25.5-30.5-9.9 . . . . . 17A-13
プラグキャップ (W/レジスタンス) 9-14
ブラケット 5B-30
ブラケット A エアサイレンサ 5B-26
ブラケット A フュエルタンク 22A-18
ブラケット B エアサイレンサ 5B-28
ブラケット B フュエルタンク 22A-21
ブラケット B フュエルタンク 22A-22-1
ブラケット B フュエルタンク 22A-22-2
ブラケット VPロータリソレノイド 14B-6
ブラケット VPロータリソレノイド 14B-7
ブラケット コントローラ 10A-3
ブラケット コントロールパネル. 18-9
ブラケット スイッチ 8B-6
ブラケット スロットルアーム 8B-10
ブラケット スロットルモータ 8B-21
ブラケット センサ 10D-3
ブラケット ソレノイドバルブ 22B-7
ブラケット チョークソレノイド. 5B-13
ブラケット ティクラソレノイド. 5B-21
ブラケット テンションプーリ 14B-13
ブラケット ドレンバルブ 5A-24
ブラケット ドレンバルブ 5A-25
ブラケット バキュームポンプ 14C-11
ブラケット バキュームポンプ 14D-2
ブラケット フュエルバルブ. 22A-30
ブラケットA VP 14C-16
ブラケットA コントロールパネル. 18-16
ブラケットB VP 14C-19
ブラケットB コントロールパネル. 18-17
ブラケットアッシ フロントカウル 17A-2
プラスチックボール 3/4 13-25
プラスボール 3/4 12-41
フランジ アウトレット. 15-7
フランジ アウトレット. 15-8
フランジ バルブボディ. 15-30
フリクションスプリング 7-6
フリクションプレート 7-11
プレート. 15-18
プレート インテーク 14C-26
プレート オペレーションライト. 23-27
フレームアッシ 17A-1-1
フレームアッシ 17A-1-2
フレームアッシ 17B-1-1
フレームアッシ 17B-1-2
フレームアッシ 17B-2
プレッシャゲージ. 18-21-1
プレッシャゲージ. 18-21-2
プレッシャスイッチ 12-15
プレッシャセンサ. 10D-2
フロート. 5A-7
フロートアームピン 5A-8
フロートチャンバOリング 5A-3
フロートチャンバアッシ 5A-2
フロートバルブ 5A-5
フロントカウルアッシ. 19-1
フロントマーク (PRO- II) 20-9
フロントマーク (VC42A). 20-7-1
フロントマーク (VC42AS). 20-7-2
フロントマーク (VC52AM) 20-7-6
フロントマーク (VC52B). 20-7-4
フロントマーク (VC52BS). 20-7-5
フロントマーク (VC62AM) 20-7-9
フロントマーク (VC62AM-R) 20-7-15
フロントマーク (VC62AS-R). 20-7-13
フロントマーク (VC62B). 20-7-7
フロントマーク (VC62BS). 20-7-8
フロントマーク (VC72AM) 20-7-12
フロントマーク (VC72AM-R) 20-7-16
フロントマーク (VC72AS-R). 20-7-14
フロントマーク (VC72B). 20-7-18
フロントマーク (VC72BS). 20-7-11
フロントマーク (VC72PRO). 20-8
<ヘ>
ベアリング 6205. 2-27
ベーン 14A-13
ベーン 14E-13
ベルトガイド. 14A-39
ベルトガイド. 14B-25
ベルトガイド. 14B-26
ベルトガイド (Vベルト) 14A-15
ベルトガイド (Vベルト) 14B-1
ベルトガイド (Vベルト) 14C-2
ベルトガイド (Vベルト) 14D-16
<ホ>
ホースクランプ φ10. . . . . 5A-29
ホースクランプ φ12. . . . . 22A-37
ホースクランプ φ16. 1-9
ホースクランプ φ16. 6-8
ホースクランプ φ27. 6-20
ホースクランプ φ27. . . . . 14A-52
ホースクランプ φ27. . . . . 14C-34
ホースクランプ φ32. 12-8
ホースクランプ φ32. 12-20
ボール スチール 5/16. 15-16
ボール スチール 5/16. . . . . 17A-18
ボール スチール 5/8 12-40
ポールキャップ バッテリ 10B-9
ボールバルブ. 15-3

ボールバルブ 1/4 6-22
ボールバルブ 1/4 15-21
ボールバルブ ポンプドレン. 12-11
ボールバルブアッシ 15-2-1
ボールバルブアッシ 15-2-2
ボールベアリング 14A-10
ボールベアリング 14E-10
ボール ベアリング 6306 3-16
ポット 14C-37
ポット ドレンバルブ 5A-33
ホルダ 22A-24
ホルダ スロットル 8A-21
ホルダ ベアリング 2-28
ホルダ ボールバルブ B 15-5
ホルダ マフラ 6-18
ボルト 2-17
ボルト 2-19
ボルト 2-25
ボルト 2-31
ボルト 2-37
ボルト 2-38
ボルト 4-3
ボルト 5B-16
ボルト 5B-29
ボルト 6-3
ボルト 6-15
ボルト 6-17
ボルト 6-19
ボルト 7-18
ボルト 7-23
ボルト 8A-12
ボルト 8B-26
ボルト 9-19
ボルト 10A-7
ボルト 10A-8
ボルト 10A-17
ボルト 12-24
ボルト 13-10
ボルト 14A-3
ボルト 14A-7
ボルト 14A-20
ボルト 14A-31
ボルト 14A-44
ボルト 14B-10
ボルト 14B-11
ボルト 14B-22
ボルト 14C-7
ボルト 14C-8
ボルト 14C-13
ボルト 14C-15
ボルト 14C-17
ボルト 14C-21
ボルト 14C-28
ボルト 14D-3
ボルト 14D-4
ボルト 14D-6
ボルト 14D-9
ボルト 14D-18
ボルト 14E-3
ボルト 14E-7
ボルト 15-13
ボルト 15-28
ボルト 15-31
ボルト 15-35
ボルト 17A-10
ボルト 17A-14-1
ボルト 17A-14-2
ボルト 17A-20
ボルト 17B-8
ボルト 22A-27
ボルト 22A-28
ボルト 22B-8
ボルト 22B-12
ボルト 14B-16
ボルト 10-25 9-16
ボルト 5-8. . . . . 14B-14
ボルト スプリングガバナ 8B-15
ポンピングプレート 23-6
ポンプカバーアッシ 13-1-1
ポンプカバーアッシ 13-1-2
ポンプケースアッシ 12-1-1
ポンプケースアッシ 12-1-2
ポンプケースアッシ 12-1-3
<マ>
マウスリング. 13-2
マウント 8.5-14-2.5 . . . . . 22B-10
マウントラバー A 10A-11
マウントラバー A 10A-13
マグネトケース 2-35-1
マグネトケース 2-35-2
マグネトケース 2-35-3
マグネトプーラアッシ 23-16
マフラ 6-12
マフラコーションラベル 12-21
<メ>
メインジェット (#115) 5A-10
メインノズル. 5A-11
メインワイヤハーネス 10B-20-1
メインワイヤハーネス 10B-21
メインワイヤハーネス 10C-3
メカニカルシール 12-44
メジャリングトルク 23-20
<モ>
モニタスイッチ 8B-8
<ラ>
ライトプラグラベル 18-4
ライトプラグラベル 18-5
ラチェット 7-4
ラバー オイルタンク 5B-27
ラバー ディスチャージバルブ 15-25
ラバーシート 12-25-2 13-24
ラバーシート 12-25-5 12-42
ラバーシート 17-29-5 12-43
ラバーシート ウォータストップバルブ 12-34
ラバーシート バッテリ t=3.0. . . . . 17A-27
ラバーパイプ. 5A-13
ラバーボール 20. 13-20
ラバーホルダ ディスチャージ 15-26
ラビリンスパッキン 3-17
ラベル 20Pリセプタクル. 7-16
ラベル カウルロック 19-8
ラベル センタ（PRO/PRO II） 21-6
ラベル フュエル 19-10
ラベル フュエルゲージ. 22A-8
ランプアッシ. 18-22
ランプアッシ. 18-24
<リ>
リードワイヤバンド 200. . . . . 14A-54-1
リードワイヤバンド 300. 9-10
リコイルスタータアッシ 7-1
リターンスプリング 7-14
リテーナ. 15-12
リヤカウルアッシ. 19-12-1
リヤカウルアッシ. 19-12-2
リヤカウルアッシ. 19-12-3
リヤカウルアッシ. 19-12-4
リヤマーク (PRO- II) 21-3
リヤマーク（PRO). 21-2
リヤマーク（VC72/6252BS). 21-1
リリースバルブ 6-23
リレーコネクタ パワーリレー 10A-32
リングナット. 14A-26
<ロ>
ロータシャフトアッシ 14A-12
ロータシャフトアッシ 14E-12
ロータリソレノイド 5B-9
ロータリソレノイド 5B-17
ロータリソレノイド 14B-4
ロータリソレノイド 14B-5
ロープフック (VC-PRO) 17B-7
ロープフック (VC-PRO) 23-22
ローラベアリング 17-21-25. 3-6
ローラベアリング 25-32-18. 3-9
ロッキングプレート φ14 12-47
ロックワッシャ 15-34
ロッド ガバナ 8A-14
ロッド スロットル 8B-28
ロッド チョークコントロール (オート). 5B-2
ロッド ティクラコントロール (オート). 5B-4
ロッドスナップ 3.5-2. . . . . 8B-29
<ワ>
ワイヤ A オイルポンプ. 11-7
ワイヤ オイルポンプ 11-4
ワイヤ オイルポンプ 11-6
ワイヤドラム. 8A-34
ワイヤハーネス 10A-27
ワイヤハーネス A 10B-20-2
ワイヤハーネス リモートスロットル. 10A-36
ワイヤブラケット スロットルダイヤル 8A-28
ワッシャ. 2-20
ワッシャ. 5A-22
ワッシャ. 5B-12
ワッシャ. 5B-20
ワッシャ. 6-4
ワッシャ. 6-16
ワッシャ. 8A-29
ワッシャ. 8B-14
ワッシャ. 8B-27
ワッシャ. 9-6
ワッシャ. 9-17
ワッシャ. 10A-10
ワッシャ. 10A-34
ワッシャ. 10B-19
ワッシャ. 12-5
ワッシャ. 12-31
ワッシャ. 12-36
ワッシャ. 14A-17
ワッシャ. 14A-21

ワッシャ 14A-36
ワッシャ 14A-45
ワッシャ 14B-2
ワッシャ 14B-9
ワッシャ 14B-24
ワッシャ 14C-4
ワッシャ 14C-9
ワッシャ 14C-14
ワッシャ 14C-18
ワッシャ 15-36
ワッシャ 17A-6
ワッシャ 17A-12
ワッシャ 17A-15
ワッシャ 14.2-30-1.6 . . . . . 14B-37
ワッシャ 4.3-16-1.5 . . . . . 17A-31
ワッシャ 5.2-15.5-1.5 12-33
ワッシャ 5.2-24-3 12-35
ワッシャ 6.5-21-1 . . . . . 10A-16
ワッシャ 6.5-21-1 . . . . . 14B-36
ワッシャ 6.5-21-1 . . . . . 22B-13
ワッシャ 6.5-23-1.5 . . . . . 14B-39
ワッシャ 6-22-1.6 . . . . . 10A-6
ワッシャ 6-22-1.6 . . . . . 22A-15
ワッシャ 8.5-19.5-3.2 1-4-1
ワッシャ 8.5-19.5-3.2 1-4-2
ワッシャ 8.5-20-2 . . . . . 8A-20
ワッシャ A 7-9
ワッシャ B 7-10
ワッシャ ウォームホイル 8.5-14-1 . . . . . 8A-38
ワッシャ スロットル 8A-31

INDEX

<A>
ADJUSTING BOLT 8A-15
ADJUSTING BOLT 8B-2
ADJUSTING NUT 8A-16
ADJUSTING PLATE 8A-25
ADJUSTING SCREW 5-P0.8 ..... 8A-26
AIR FUNNEL 5A-35
AIR FUNNEL RING 5A-38
AIR SILENCER 5B-25
ANTI-FREEZE KIT 23-23-1
ANTI-FREEZE KIT 23-23-2
AUTO BATTERY CHARGER 23-2-1
<B>
BALL 3/4 12-41
BALL 3/4 13-25
BALL 5/16 15-16
BALL 5/16 ..... 17A-18
BALL 5/8 12-40
BALL BEARING 14A-10
BALL BEARING 14E-10
BALL BEARING 6205 2-27
BALL BEARING 6306 3-16
BALL VALVE 12-11
BALL VALVE 15-3
BALL VALVE 1/4 6-22
BALL VALVE 1/4 15-21
BALL VALVE ASSY 15-2-1
BALL VALVE ASSY 15-2-2
BAND 5A-34
BAND 100 ..... 8B-20
BAND 104 ..... 5A-32
BAND 104 ..... 10B-24
BAND 150 18-31-2
BAND 200 6-29
BAND 200 ..... 10A-18
BAND 200 ..... 14A-54-1
BAND 200 18-31-1
BATTERY CABLE L=190 ..... 10A-24
BATTERY CABLE L=265 ..... 10B-7
BATTERY CAUTION LABEL 10A-2-1
BATTERY CAUTION LABEL 10A-2-2
BATTERY FTZ16-BS 9-20-1
BELT A-20 ..... 14C-22
BELT A-28 ..... 14A-49-1
BELT A-30 ..... 14D-12
BELT GUIDE 14A-15
BELT GUIDE 14A-39
BELT GUIDE 14B-1
BELT GUIDE 14B-25
BELT GUIDE 14B-26
BELT GUIDE 14C-2
BELT GUIDE 14D-16
BELT M-30 ..... 14B-42-1
BELT M-32 ..... 14B-42-2
BIG END BEARING WASHER 3-10
BOLT 14B-16
BOLT 2-17
BOLT 2-19
BOLT 2-25
BOLT 2-31
BOLT 2-37
BOLT 2-38
BOLT 4-3
BOLT 5B-16
BOLT 5B-29
BOLT 6-3
BOLT 6-15
BOLT 6-17
BOLT 6-19
BOLT 7-18
BOLT 7-23
BOLT 8A-12
BOLT 8B-15
BOLT 8B-26
BOLT 9-19
BOLT 10A-7
BOLT 10A-8
BOLT 10A-17
BOLT 11-3
BOLT 12-24
BOLT 13-10
BOLT 14A-3
BOLT 14A-7
BOLT 14A-8
BOLT 14A-20
BOLT 14A-31
BOLT 14B-10
BOLT 14B-11
BOLT 14B-22
BOLT 14C-7
BOLT 14C-8
BOLT 14C-13
BOLT 14C-15
BOLT 14C-17
BOLT 14C-21
BOLT 14C-28
BOLT 14D-3
BOLT 14D-4
BOLT 14D-6
BOLT 14D-9
BOLT 14D-18
BOLT 14E-3
BOLT 14E-7
BOLT 14E-8
BOLT 15-13
BOLT 15-28
BOLT 15-31
BOLT 15-35
BOLT 17A-10
BOLT 17A-14-1
BOLT 17A-14-2
BOLT 17A-20
BOLT 17B-8
BOLT 22A-27
BOLT 22A-28
BOLT 22B-8
BOLT 22B-12
BOLT 14A-44
BOLT 10-25 9-16
BOLT 5-8 ..... 14B-14
BRACKET 5A-24
BRACKET 5A-25
BRACKET 5B-13
BRACKET 5B-21
BRACKET 5B-26
BRACKET 5B-28
BRACKET 5B-30
BRACKET 8B-6
BRACKET 8B-10
BRACKET 8B-21
BRACKET 10A-3
BRACKET 10D-3
BRACKET 14B-6
BRACKET 14B-7
BRACKET 14B-13
BRACKET 14C-11
BRACKET 14C-16
BRACKET 14C-19
BRACKET 14D-2
BRACKET 18-9
BRACKET 18-16
BRACKET 18-17
BRACKET 22A-18
BRACKET 22A-21
BRACKET 22A-22-1
BRACKET 22A-22-2
BRACKET 22A-30
BRACKET 22B-7
BRACKET ASSY 17A-2
BULB 12V-3.8W 23-8
BUSH 8.4-10-19.5 ..... 8A-24
BUSHING 9-20-20.8 2-34
<C>
CABLE CLIP 11-5
CABLE CLIP ASSY 11-9
CAP 10A-38
CAP 10B-2
CAP 10B-8
CAP 10B-9
CAP 10B-10
CAP 12-27
CAP 22A-10
CAP HOOK 11-24
CARBURETOR ASSY 5A-1-1
CARBURETOR ASSY 5A-1-2
CARBURETOR ASSY 5B-1
CARBURETOR GASKET 5A-20
CARRYING HANDLE 17A-21
CD UNIT 9-9
CHAIN 13-14
CHAMBER 5A-16
CHECK VALVE 2-9
CHECK VALVE 2-14
CHECK VALVE CASE 12-38
CHECK VALVE COMPLETE 11-11
CHECK VALVE COVER 2-12
CHOKE LEVER 5B-10
CLAMP 14A-53
CLAMP 14C-36
CLAMP 17A-29
CLAMP 6.5-47.5P 2-11
CLAMP 6.5-47.5P 4-6
CLAMP 6.5-67P 2-21
CLAMP 6.5-67P 10A-20
CLAMP 6.5-67P 14D-17
CLAMP 6.5-67P 22A-19
CLAMP 7-80P 14C-35
CLAMP 9-12U 2-36
CLAMP 9-12U 13-9
CLAMP 9-12U 22A-38
CLIP 5A-6
CLIP 5A-14
CLIP 6-26
CLIP φ11.3 ..... 22A-36
CLIP φ11.3 ..... 22B-5
CLIP φ18.5 6-28
CLIP φ6.8 ..... 5A-18
CLIP φ6.8 11-13
CLIP φ7.8 2-10
CLIP φ9.4 ..... 5A-28
CLIP φ9.4 11-17
COIL PLATE ASSY W/ALTERNATOR 9-3
COLLAR 6-8-6 ..... 5B-32
COLLAR 6-8-6 11-19
COLLAR 6-8-6 18-11
CONNECTING ROD ASSY 3-8
CONNECTOR 8A-36
CONNECTOR 8B-5
CONNECTOR 17A-17
CONTROL PANEL 18-1
CONTROL PANEL 18-2
CONTROLLER ASSY MR-1-T4 ..... 10A-1-1
COUPLING 2-1/2 23-7
COVER 8B-19
COVER 9-18
COVER 12-16
COVER 23-9
CRANK PIN 3-15
CRANKCASE ASSY 2-1
CRANKSHAFT A 3-11
CRANKSHAFT ASSY W/GEAR 3-7
CRANKSHAFT B 3-12
CRANKSHAFT C 3-13
CRANKSHAFT D 3-14
C-RING d=28 ..... 14A-11
C-RING d=28 ..... 14E-11
CUP 14A-25
CUP ASSY 14A-24
CYLINDER BLOCK 1-10
CYLINDER BLOCK DRAIN PIPE ASSY 6-11
CYLINDER BLOCK GASKET 1-11
CYLINDER HEAD ASSY 1-1
CYLINDER HEAD BOLT 8-50 1-3
CYLINDER HEAD GASKET 1-2
<D>
DAMPER RUBBER 17A-4
DAMPER RUBBER 22A-26
DAMPER RUBBER 22B-9
DIAPHRAGM 12-29
DISCHARGE BALL VALVE ASSY 15-1-1
DISCHARGE BALL VALVE ASSY 15-1-2
DISCHARGE VALVE 15-24
DOWEL PIN 6-12 2-4
DRAIN LABEL 17A-35
DRAIN LABEL 17A-36
DRAIN LABEL 19-7
DRAIN VALVE 5A-23
DRIVE PULLEY 7-20
DRIVE PULLEY 7-21-1
DRIVE PULLEY 7-22
DRIVE PULLEY φ113 7-21-2
<E>
ELBOW 14C-27
ELBOW 23-25
ENGINE COVER 10A-19
E-RING d=8 15-40
E-RING d=8 ..... 17A-26
EXHAUST MANIFOLD 6-1
<F>
FLANGE 15-7
FLANGE 15-8
FLANGE 15-30
FLOAT 5A-7
FLOAT ARM PIN 5A-8
FLOAT CHAMBER ASSY 5A-2
FLOAT CHAMBER O-RING 5A-3
FLOAT VALVE 5A-5
FLYWHEEL 9-2
FLYWHEEL MAGNETO ASSY 9-1
FOAM RUBBER 22A-23
FRAME ASSY 17A-1-1
FRAME ASSY 17A-1-2
FRAME ASSY 17B-1-1

FRAME ASSY 17B-1-2
FRAME ASSY 17B-2
FRICTION MEASURING TOOL 23-20
FRICTION PLATE 7-11
FRICTION SPRING 7-6
FRONT COWL ASSY 19-1
FRONT MARK 20-7-1
FRONT MARK 20-7-2
FRONT MARK 20-7-4
FRONT MARK 20-7-5
FRONT MARK 20-7-6
FRONT MARK 20-7-7
FRONT MARK 20-7-8
FRONT MARK 20-7-9
FRONT MARK 20-7-11
FRONT MARK 20-7-12
FRONT MARK 20-7-13
FRONT MARK 20-7-14
FRONT MARK 20-7-15
FRONT MARK 20-7-16
FRONT MARK 20-7-18
FRONT MARK 20-8
FRONT MARK 20-9
FUEL & EXHAUST CAUTION LABEL 20-2
FUEL FILTER ASSY 22A-33
FUEL GAUGE 22A-2
FUEL LABEL 19-10
FUEL TANK ASSY 22A-1
FUEL TANK ASSY 22B-1
FUEL VALVE 22A-29
FUEL VALVE LABEL 20-5
FUSE 15A 23-5-3
FUSE 15A 10B-14
FUSE 15A 10B-22
FUSE 20A 10A-28
FUSE 20A 23-5-4
FUSE 3A 10A-29
FUSE 3A 23-5-5
FUSE 5A 10A-30
FUSE 5A 23-5-1
FUSE 5A 23-5-2
FUSE 5A 10B-15
FUSE 5A 10B-23
FUSE HOLDER BRACKET 5B-34
FUSE LABEL 5B-38-1
FUSE LABEL 5B-38-3
<G>
GASKET 2-13
GASKET 2-15
GASKET 2-24
GASKET 5A-36
GASKET 6-2
GASKET 6-14
GASKET 14A-30
GASKET 14C-25
GASKET 14D-8
GASKET 15-9
GASKET 12.1-17-0.5 6-10
GASKET 13.2-21-0.5 12-12-2
GASKET 13.2-21-1 12-12-1
GASKET 17-24-1 1-7
GASKET 17-24-1 6-6
GASKET 17-24-1 12-10
GASKET 26.7-32-1 12-18
GASKET 26.7-32-1 13-26
GASKET 36-52-2 11-22
GASKET 5.2-10-0.8 ..... 14A-4
GASKET 5.2-10-0.8 ..... 14E-4
GASKET 5.5-11-1 ..... 10D-4
GASKET 6.2-11-1 15-27
GASKET 6.2-11-1 18-28
GASKET 6.2-11-1 18-30
GASKET 73-91-4 13-13
GASKET 8.2-15-1 2-32
GASKET t=0.03 ..... 14A-6-1
GASKET t=0.03 ..... 14E-6-2
GASKET t=0.06 ..... 14A-6-2
GASKET t=0.06 ..... 14E-6-1
GOVERNOR ARM 8A-7
GOVERNOR CASE LID 2-23
GOVERNOR LEVER 8A-11
GOVERNOR LEVER 8B-1
GOVERNOR SHAFT 8A-6
GOVERNOR WEIGHT ASSY 8A-1
GRIP 17A-22
GRIP LEVER 14A-42
GROMMET 18-19
GROMMET 12-1.6 18-8
GROMMET 13-2 18-12
GROMMET 16.5-2.5 ..... 22A-16
GROMMET 16.5-2.5 ..... 22A-25
GROMMET 17-10-1 ..... 10A-4
GROMMET 18-2.5 ..... 10A-14
GROMMET 18-2.5 ..... 17B-4
GROMMET 28-6-34 13-22
GROMMET 36-3 19-13
GUIDE 7-17
GUIDE 18-18
GUIDE 18-20
GUIDE VANE 13-6
<H>
HANDLE 15-14
HANDLE BRACKET 17A-8
HANDLE BRACKET 17A-9
HANDLE BRACKET 17B-5
HANDLE BRACKET 17B-6
HIGH TEMPERATURE CAUTION LABEL 12-21
HIGH VOLTAGE CAUTION LABEL 21-8
HOLDER 2-28
HOLDER 6-18
HOLDER 8A-21
HOLDER 15-5
HOLDER 22A-24
HOOK 17B-7
HOOK 19-3
HOOK 19-14
HOOK 23-22
HOOK PLATE 14A-48
HOOK PLATE 14D-11
HOOK PLATE t=1.2 ..... 14B-33
HOOK PLATE t=1.6 ..... 14B-34
HOSE 6-7
HOSE 6-21
HOSE CLAMP φ10 ..... 5A-29
HOSE CLAMP φ12 ..... 22A-37
HOSE CLAMP φ16 1-9
HOSE CLAMP φ16 6-8
HOSE CLAMP φ27 6-20
HOSE CLAMP φ27 ..... 14A-52
HOSE CLAMP φ27 ..... 14C-34
HOSE CLAMP φ32 12-8
HOSE CLAMP φ32 12-20
HOSE L=100 ..... 22B-3
HOSE L=160 ..... 22A-34
HOSE L=17 ..... 17A-7
HOSE L=190 ..... 22A-35
HOSE L=200 ..... 22B-4
HOSE L=220 13-18
HOSE L=230 6-25
HOSE L=240 1-8
HOSE L=25 ..... 14A-43
HOSE L=310 ..... 5A-27-2
HOSE L=350 ..... 5A-27-1
HOSE L=40 ..... 5A-17
HOSE L=60 ..... 22A-32
<I>
IGNITION COIL #1 9-11
IGNITION COIL ASSY #2 9-12
IMPELLER 12-46
INDUCER 12-48
INLET PIPE 5B-33
INSTRUCTION LABEL 20-1-1
INSTRUCTION LABEL 20-1-2
INSTRUCTION LABEL 20-1-3
INSTRUCTION LABEL 20-1-4
INSTRUCTION LABEL 20-1-5
INTAKE MANIFOLD ASSY 4-1-1
INTAKE MANIFOLD ASSY 4-1-2
INTAKE MANIFOLD GASKET 4-5
<K>
KEY 9-4
KEY 12-45
KNOB 5B-3
KNOB 5B-8
KNOB 10B-13
KNOB 19-5
KNOB BOLT 15-32
<L>
LABEL 7-16
LABEL 19-8
LABEL 21-6
LABEL 22A-8
LABYRINTH PACKING 3-17
LAMP ASSY 18-22
LAMP ASSY 18-24
LEAD WIRE BAND 300 9-10
LEAD WIRE BAND 300 ..... 14A-54-2
LIGHTING PLUG LABEL 18-4
LIGHTING PLUG LABEL 18-5
LOCKING PLATE φ14 12-47
<M>
MAGNETO CASE 2-35-1
MAGNETO CASE 2-35-2
MAGNETO CASE 2-35-3
MAIN JET (#115) 5A-10
MAIN NOZZLE 5A-11
MECHANICAL SEAL 12-44
MOUNT 8.5-14-2.5 ..... 22B-10
MOUNT RUBBER 10A-11
MOUNT RUBBER 10A-13
MOUTH RING 13-2
MUFFLER 6-12
<N>
NIPPLE 12-13
NIPPLE 12-25
NIPPLE 13-16
NIPPLE 13-27
NIPPLE 1/4 6-9
NIPPLE 1/4 6-24
NIPPLE 10-G3/8 6-5
NIPPLE 10-G3/8 12-9
NIPPLE 10-PF3/8 1-6
NIPPLE 20.5-24 12-17
NIPPLE 5.5-5 2-5
NIPPLE φ10 13-5
NUMBER LABEL ① 21-9
NUMBER LABEL ② 21-10
NUMBER LABEL ③ 7-15
NUMBER LABEL ③ 10B-16
NUT 1-13
NUT 5A-21
NUT 5B-6
NUT 5B-14
NUT 5B-22
NUT 7-7
NUT 8A-17
NUT 8A-27
NUT 8A-30
NUT 8B-3
NUT 8B-13
NUT 8B-16
NUT 8B-22
NUT 10A-9
NUT 10B-18
NUT 12-4
NUT 14A-19
NUT 14A-35
NUT 14A-40
NUT 14B-8
NUT 14B-23
NUT 14B-27
NUT 14B-28
NUT 14B-38
NUT 14C-6
NUT 14C-10
NUT 17A-5
NUT 17A-11
NUT 19-4
NUT 19-15
NUT 16-P1.5 9-5
NYLON NUT 5-P0.8 12-37
NYLON NUT 6-P1.0 15-29
NYLON NUT 8-P1.25 12-30
<O>
OIL FILLER CAP 11-21
OIL FILTER ASSY 11-15
OIL GAUGE LABEL 19-9
OIL LABEL 19-11
OIL LEVEL GAUGE 2-30-1
OIL LEVEL GAUGE 2-30-2
OIL LEVEL SENSOR 11-25
OIL PUMP ASSY 11-1
OIL PUMP DRIVE GEAR 3-20
OIL PUMP DRIVEN GEAR 2-33
OIL SEAL 25-40-6 2-26
OIL SEAL 30-72-10 3-23
OIL TANK 11-18
OIL TANK CAP CHECK VALVE 11-23
OPERATION LABEL 15-22
OPERATION LABEL 18-6
OPERATION LIGHT ASSY 23-26
OPERATION PANEL ASSY 10A-26
OPERATION PANEL ASSY 10B-11-1
OPERATION PANEL ASSY 10B-11-2
OPERATION PANEL ASSY 10B-11-3
OPERATION PANEL ASSY 10C-1
O-RING 14A-27
O-RING 1.5-5.5 ..... 8A-9
O-RING 1.6-19.2 11-2
O-RING 1.9-17.8 15-15
O-RING 2.2-235 13-8
O-RING 2.4-10.8 15-6
O-RING 2.4-13.8 ..... 14A-9
O-RING 2.4-13.8 ..... 14E-9
O-RING 2.4-39.7 13-21
O-RING 2-66.5 3-19
O-RING 2-9 ..... 22A-5
O-RING 3.1-89.4 15-10
O-RING 3.2-47 12-23
O-RING 3.5-31.7 ..... 22A-6
O-RING 5.7-84.6 15-38
O-RING 8.1-59.8 15-11

OVERFLOW PIPE L=480 ..... 5A-31
OVERHEAT SENSOR ASSY 10B-4
<P>
PIN 17A-25
PIN 5-5 ..... 8A-3
PIPE 14C-24
PIPE ASSY 12-14
PIPE ASSY 18-27-1
PIPE ASSY 18-27-2
PIPE ASSY 18-29-1
PIPE ASSY 18-29-2
PIPE ASSY 18-29-3
PIPE L=140 11-12
PIPE L=145 ..... 14C-31
PIPE L=160 6-27
PIPE L=170 ..... 14D-14
PIPE L=200 2-7
PIPE L=230 ..... 5A-30-1
PIPE L=230 ..... 14C-30
PIPE L=250 ..... 14A-50
PIPE L=260 ..... 5A-30-2
PIPE L=280 2-6
PIPE L=300 ..... 14A-51-1
PIPE L=300 23-3
PIPE L=350 11-16
PIPE L=480 ..... 14C-32
PIPE L=500 ..... 14C-33
PIPE L=530 ..... 14A-29-1
PIPE L=55 2-8
PIPE L=550 ..... 14D-15
PIPE L=60 11-10
PIPE L=60 11-14
PIPE L=600 12-7-1
PIPE L=650 12-26-1
PIPE L=700 12-26-3
PISTON 3-1
PISTON PIN 3-4
PISTON PIN CLIP 3-5
PISTON RING 3-2
PISTON RING 3-3
PLATE 10B-12
PLATE 14C-26
PLATE 15-18
PLATE 23-27
PLUG 12-3
PLUG 25.5-30.5-9.9 ..... 17A-13
PLUG CAP W/RESISTANCE 9-14
POT 5A-33
POT 14C-37
POWER RELAY 10A-31-1
POWER RELAY 10A-31-2
PRESSURE GAUGE 18-21-1
PRESSURE GAUGE 18-21-2
PRESSURE SENSOR 10D-2
PRESSURE SWITCH 12-15
PULLER 23-15
PULLER 23-17
PULLER ASSY 23-16
PULLEY SHAFT 14A-34
PULLEY SHAFT 14B-12
PUMP CASE ASSY 12-1-1
PUMP CASE ASSY 12-1-2
PUMP CASE ASSY 12-1-3
PUMP COVER ASSY 13-1-1
PUMP COVER ASSY 13-1-2
PUMPING PLATE 23-6
PUSH NUT φ8 19-6
<R>
RATCHET 7-4
REAR COWL ASSY 19-12-1
REAR COWL ASSY 19-12-2
REAR COWL ASSY 19-12-3
REAR COWL ASSY 19-12-4
REAR MARK 21-1
REAR MARK 21-2
REAR MARK 21-3
RECEPTACLE ASSY 10A-23
RECEPTACLE ASSY 10B-1-1
RECEPTACLE ASSY 10B-1-2
RECOIL STARTER ASSY 7-1
RELAY CONNECTOR 10A-32
RELEASE VALVE 6-23
RETAINER 15-12
RETURN SPRING 7-14
RING NUT 14A-26
ROD 5B-2
ROD 5B-4
ROD 8A-14
ROD 8B-28
ROD SNAP 3.5-2 ..... 8B-29
ROLLER BEARING 17-21-25 3-6
ROLLER BEARING 25-32-18 3-9
ROTARY SOLENOID 5B-9
ROTARY SOLENOID 5B-17
ROTARY SOLENOID 14B-4
ROTARY SOLENOID 14B-5
ROTOR SHAFT ASSY 14A-12
ROTOR SHAFT ASSY 14E-12
RUBBER 5B-27
RUBBER BALL 20 13-20
RUBBER HOLDER 15-26
RUBBER PIPE 5A-13
RUBBER SEAT 12-34
RUBBER SEAT 12-25-2 13-24
RUBBER SEAT 12-25-5 12-42
RUBBER SEAT 17-29-5 12-43
RUBBER SEAT t=3.0 ..... 17A-27
RUBBER VALVE 15-25
<S>
SCREW 2-16
SCREW 2-22
SCREW 2-29
SCREW 4-7
SCREW 5A-4
SCREW 5A-9
SCREW 5A-26
SCREW 5A-37
SCREW 5B-11
SCREW 5B-19
SCREW 5B-24
SCREW 5B-31
SCREW 5B-35
SCREW 5B-36
SCREW 8A-8
SCREW 8A-22
SCREW 8A-23
SCREW 8B-7
SCREW 8B-9
SCREW 8B-24
SCREW 9-7
SCREW 9-8
SCREW 9-13
SCREW 10A-21
SCREW 10A-22
SCREW 10A-33
SCREW 10A-37
SCREW 10B-3
SCREW 10B-6
SCREW 11-20
SCREW 12-28
SCREW 12-39
SCREW 13-7
SCREW 13-17
SCREW 15-20
SCREW 17A-3
SCREW 17A-24
SCREW 18-10
SCREW 18-13
SCREW 18-14
SCREW 18-15
SCREW 18-25-1
SCREW 18-25-2
SCREW 18-26
SCREW 22A-3
SCREW 22A-12
SCREW 22A-14
SCREW 22A-20-1
SCREW 22A-20-2
SCREW 22A-20-3
SCREW 22A-31
SEAL RUBBER 10B-17
SEAL RUBBER 18-3
SEAL RUBBER 19-2
SEAL RUBBER 22A-7
SEAT 17B-3
SENSOR ASSY 22A-4
SENSOR ASSY 22B-2
SEPARATOR ASSY 13-15
SHAFT 17A-16
SHIM 14.2-30-0.05 ..... 14B-41-1
SHIM 14.2-30-0.1 ..... 14B-41-2
SHIM 14.2-30-0.2 ..... 14B-41-3
SHIM 17.5-10.2-0.05 ..... 14B-40-1
SHIM 17.5-10.2-0.1 ..... 14B-40-2
SHIM 17.5-10.2-0.2 ..... 14B-40-3
SHOULDER BOLT 6-8 ..... 8B-12
SHOULDER BOLT 6-9 ..... 14B-35
SIDE MARK 20-11
SIDE MARK 20-12
SIDE MARK 20-13
SIDE MARK 21-4
SIDE MARK 21-5
SIDE PLATE 14A-14
SIDE PLATE 14E-14
SLIDER 8A-4
SLOW JET (#80) 5A-12
SNAP PIN d=6 ..... 8A-10
SNAP PIN d=6 ..... 8A-39
SOLENOID LABEL 20-6
SOLENOID VALVE ASSY 22B-6
SPACER 3-21
SPACER 14B-20
SPACER 10-14-7.9 ..... 14A-46
SPACER 12.2-18-0.5 ..... 14B-19
SPACER 6.2-9-19.2 ..... 22B-11
SPACER 6.5-10.5-6.5 ..... 5B-37
SPACER 6.5-10.5-6.5 ..... 10A-15
SPACER 6-8-8.5 ..... 10A-5
SPACER 6-8-8.5 ..... 22A-17
SPACER 9-20-19 ..... 14C-12
SPACER t=2 3-22
SPARK PLUG (BPR7HS10) 1-5
SPARK PLUG (BPR7HS10) 23-4
SPINDLE 12-32
SPLIT PIN 1-8 ..... 5B-5
SPLIT PIN 1-8 11-8
SPRING 5A-15
SPRING 5B-7
SPRING 8A-32
SPRING 14A-28
SPRING 14A-38
SPRING 14B-21
SPRING 14B-31
SPRING 14B-32
SPRING 15-17
SPRING 15-33
SPRING 17A-19
SPRING ASSY 8A-18
SPRING ASSY 8B-4
SPRING ASSY 14A-47
SPRING L=20 13-23
SPRING L=44 13-19
SPRING PIN 2-12 ..... 8A-35
SPRING PIN 3-8 3-18
SPRING PIN 5-20 ..... 8A-2
SPRING PIN TOOL 23-18
SPRING PIN TOOL 23-19
SPRING WASHER 1-12
SPRING WASHER 2-18
SPRING WASHER 4-4
SPRING WASHER 5B-15
SPRING WASHER 5B-23
SPRING WASHER 7-8
SPRING WASHER 7-24
SPRING WASHER 8A-13
SPRING WASHER 8B-17
SPRING WASHER 8B-23
SPRING WASHER 10A-35
SPRING WASHER 14A-18
SPRING WASHER 14A-32
SPRING WASHER 14C-5
SPRING WASHER 14C-29
SPRING WASHER 14D-10
SPRING WASHER 15-34
STARTER CABLE L=250 ..... 10A-25
STARTER CASE 7-2
STARTER HANDLE 7-13
STARTER MOTOR ASSY 9-15
STARTER PULLEY 7-19
STARTER REEL 7-3
STARTER ROPE 7-12
STARTER ROPE 23-24
STARTER SPRING 7-5
STOP SWITCH 10C-2
STOP VALVE CASE 12-22
STOPPER 10B-5
STOPPER 15-37
STOPPER 17A-23
STOPPER BOLT 15-19
STOPPER PIN 15-39
STRAINER 14A-23
STRAINER CASE ASSY 14A-22
STRAINER CASE ASSY 14C-23
STRAINER CASE ASSY 14D-7
STUD 4-2
STUD 12-2
STUD BOLT 2-2
STUD BOLT 2-3
SUCTION CAP φ75 13-12
SUCTION LABEL 20-4-1
SUCTION LABEL 20-4-2
SUCTION SENSOR 10D-1
SUCTION STRAINER φ75 23-21
SUPPORTER 17A-28
SWITCH 8B-8
<T>
TANK CAP LABEL 20-14
TANK FILLER CAP GASKET 22A-11
TANK FILLER CAP GASKET 22A-13
TENSION ARM 14A-37
TENSION ARM 14B-15
TENSION ARM 14B-17

TENSION HANDLE ASSY 14A-41
TENSION HANDLE ASSY 14B-29
TENSION HANDLE ASSY 14B-30
TENSION PULLEY 14A-33
THERMOSTAT 12-6
THROTTLE ARM 8B-11
THROTTLE CONTROLLER ASSY ROMGHA0107(SRC-C) 10A-12-1
THROTTLE CONTROLLER ASSY ROMGLA0105(SRC-S) 10A-12-2
THROTTLE DIAL 8A-19
THROTTLE LABEL 18-7-1
THROTTLE LABEL 18-7-2
THROTTLE LABEL 18-7-4
THROTTLE LEVER 8B-25
THROTTLE MOTOR ASSY 8B-18
THRUST PLATE 3-24
THRUST WASHER 8A-5
TICKLER LEVER 5B-18
TOHATSU MARK 20-10
TOHATSU MARK 20-15
TOOL KIT 23-1
<V>
VACUUM GAUGE 18-23-1
VACUUM PIPE 12-19
VACUUM PIPE 14D-13
VACUUM PIPE ASSY 5A-19
VACUUM PUMP ASSY 14A-1
VACUUM PUMP ASSY 14C-1
VACUUM PUMP ASSY 14D-1
VACUUM PUMP ASSY 14E-1
VACUUM PUMP CASE 14A-2-1
VACUUM PUMP CASE 14A-2-2
VACUUM PUMP CASE 14E-2
VACUUM PUMP COVER 14A-5
VACUUM PUMP COVER 14E-5
VALVE ASSY 15-23
VALVE BODY 15-4
VANE 14A-13
VANE 14E-13
V-PULLEY 14A-16-1
V-PULLEY 14A-16-2
V-PULLEY 14C-3
V-PULLEY φ110 ..... 14D-5
V-PULLEY φ113 ..... 14B-3
V-PULLEY φ78 ..... 14C-20
<W>
WASHER 2-20
WASHER 5A-22
WASHER 5B-12
WASHER 5B-20
WASHER 6-4
WASHER 6-16
WASHER 7-9
WASHER 7-10
WASHER 8A-29
WASHER 8A-31
WASHER 8B-14
WASHER 8B-27
WASHER 9-6
WASHER 9-17
WASHER 10A-10
WASHER 10A-34
WASHER 10B-19
WASHER 12-5
WASHER 12-31
WASHER 12-36
WASHER 14A-17
WASHER 14A-21
WASHER 14A-36
WASHER 14A-45
WASHER 14B-2
WASHER 14B-9
WASHER 14B-24
WASHER 14C-4
WASHER 14C-9
WASHER 14C-14
WASHER 14C-18
WASHER 15-36
WASHER 17A-6
WASHER 17A-12
WASHER 17A-15
WASHER 14.2-30-1.6 ..... 14B-37
WASHER 4.3-16-1.5 ..... 17A-31
WASHER 5.2-15.5-1.5 12-33
WASHER 5.2-24-3 12-35
WASHER 6.5-21-1 ..... 10A-16
WASHER 6.5-21-1 ..... 14B-36
WASHER 6.5-21-1 ..... 22B-13
WASHER 6.5-23-1.5 ..... 14B-39
WASHER 6-22-1.6 ..... 10A-6
WASHER 6-22-1.6 ..... 22A-15
WASHER 8.5-14-1 ..... 8A-38
WASHER 8.5-19.5-3.2 1-4-1
WASHER 8.5-19.5-3.2 1-4-2
WASHER SPACER 8.5-20-2 ..... 8A-20
WAVE WASHER d=12 ..... 14B-18
WING NUT 4-P0.7 ..... 17A-30
WIRE 11-4
WIRE 11-6
WIRE 11-7
WIRE BRACKET 8A-28
WIRE DRUM 8A-34
WIRE HARNESS 10A-27
WIRE HARNESS 10A-36
WIRE HARNESS 10B-20-1
WIRE HARNESS 10B-20-2
WIRE HARNESS 10B-21
WIRE HARNESS 10C-3
WORM GEAR 8A-33
WORM WHEEL 8A-37

INDEX (Parts Number)

103-07148-0 . . . . . 5A-15
103-38161-0 21-9
103-38162-0 21-10
105-35143-0 6-26
121-31122-0 . . . . . 14A-34
122-05010-0 7-13
126-31121-2 . . . . . 14A-33
126-35063-0 . . . . . 10A-11
126-35063-0 . . . . . 10A-13
126-39100-0 23-15
126-39105-0 23-18
126-39106-0 23-19
128-31138-0 . . . . . 14B-32
128-31141-1 . . . . . 14B-26
128-35021-2 . . . . . 22A-10
151-00040-0 3-8
151-00042-0 3-6
151-00043-0 3-9
151-00053-0 3-19
151-00118-0 3-24
151-00121-0 3-23
151-01641-0 6-9
151-05901-1 7-19
151-06301-0 9-16
151-06309-0 9-18
151-07000-2 2-23
151-07001-0 2-24
151-07003-0 2-26
151-07004-0 2-28
151-07021-0 2-32
151-07100-0 . . . . . 8A-1
151-07101-0 . . . . . 8A-3
151-07102-1 . . . . . 8A-7
151-07103-0 . . . . . 8A-4
151-07111-0 . . . . . 8A-5
151-07121-1 . . . . . 8A-6
151-07122-0 . . . . . 8A-9
151-07141-0 . . . . . 8A-15
151-07141-0 . . . . . 8B-2
151-07142-0 . . . . . 8A-16
151-30021-0 13-8
151-30101-0 12-42
151-30141-1 13-12
151-30142-0 13-13
151-30143-0 13-14
151-30162-0 12-12-1
151-31021-0 . . . . . 14E-9
151-31021-0 . . . . . 14A-9
151-31201-0 6-28
151-31341-0 . . . . . 14A-30
151-31341-0 . . . . . 14C-25
151-31354-0 . . . . . 14A-48
151-32053-0 . . . . . 10A-6
151-32053-0 . . . . . 22A-15
151-32071-0 15-38
151-32091-0 15-39
151-33019-0 18-18
151-33159-0 15-27
151-33159-0 18-28
151-33159-0 18-30
151-34102-0 . . . . . 10A-25
151-34137-0 . . . . . 10B-10
151-35002-0 2-10
151-36005-0 . . . . . 17A-30
151-37102-0 . . . . . 17A-16
151-37121-1 . . . . . 17A-23
151-37122-0 . . . . . 17A-25
151-37151-0 . . . . . 17A-4
151-39010-2 23-1
151-39011-1 23-24
151-39045-0 23-6
151-39051-1 23-7
151-39101-0 23-17
152-01612-0 6-10
152-30151-0 23-21
152-34138-0 . . . . . 10B-8
159-30616-2 12-43
159-30621-1 12-27
159-30631-0 12-29
159-30636-0 12-34
159-30638-0 12-35
159-31133-0 . . . . . 14A-46
159-31371-0 . . . . . 14C-11
159-34000-1 . . . . . 10B-1-1
159-34001-0 . . . . . 10B-2
159-35003-0 . . . . . 22A-8
161-31039-1 . . . . . 14A-6-1
161-31039-1 . . . . . 14E-6-2
171-30022-0 13-2
172-01614-0 1-7
172-01614-0 6-6
172-01614-0 12-10
172-36008-0 18-12
174-01611-0 1-6
174-30051-0 12-48
174-30200-1 12-11
174-34011-1 . . . . . 10B-13
174-34012-1 . . . . . 10B-12
174-35011-0 . . . . . 10A-4
174-35012-0 11-19
174-35012-0 18-11
174-35012-0 . . . . . 5B-32
174-35064-0 . . . . . 8A-20
175-63012-1 . . . . . 17A-22
176-06300-0 9-15
176-32545-0 15-6
178-01639-0 . . . . . 5A-29
178-03231-0 . . . . . 5A-7
178-03240-0 . . . . . 5A-5
178-03286-0 . . . . . 5A-13
178-03287-0 . . . . . 5A-14
178-30041-0 12-47
178-34147-0 . . . . . 10A-18
178-37103-0 . . . . . 17A-17
180-03060-2 . . . . . 5A-23
180-03064-0 . . . . . 5A-33
180-03065-1 . . . . . 5A-34
180-07421-0 . . . . . 8A-25
180-07422-0 . . . . . 8A-26
180-07424-0 . . . . . 8A-21
180-07425-1 . . . . . 8A-24
180-07431-0 . . . . . 8A-33
180-07433-0 . . . . . 8A-31
180-07434-0 . . . . . 8A-32
180-07436-1 . . . . . 8A-37
180-07437-0 . . . . . 8A-38
181-05002-0 7-3
181-05003-0 7-4
181-05004-0 7-5
181-05006-0 7-11
181-05007-0 7-6
181-05008-0 7-9
181-05009-0 7-10
181-05012-0 7-14
181-05013-0 7-12
181-05911-0 7-22
181-05915-0 7-20
182-03251-0 . . . . . 5A-10
182-03252-0 . . . . . 5A-11
185-34462-0 . . . . . 10A-38
186-06561-0 . . . . . 5B-17
186-33110-2 18-21-1
186-33120-2 18-23-1
186-34000-0 . . . . . 10A-23
186-34350-0 . . . . . 22B-2
188-06571-0 . . . . . 5B-9
1A6-01030-0 12-6
1A6-02374-1 6-20
1A6-02374-1 . . . . . 14A-52
1A6-02374-1 . . . . . 14C-34
1A6-30101-1 13-24
1A6-30543-0 13-19
1A6-30544-0 13-23
1A6-30545-0 13-20
1A6-30546-0 12-18
1A6-30546-0 13-26
1A6-30549-0 13-22
1A6-31205-0 . . . . . 14A-53
1A6-38502-0 20-2
1A6-38503-0 21-8
1A6-38505-0 12-21
1A6-39115-0 23-16
1C3-30547-0 13-5
1C5-00071-0 3-21
1C5-01602-0 2-2
1C5-01605-0 2-3
1C5-01700-1 2-1
1C5-02010-1 4-1-1
1C5-07450-0 . . . . . 8A-34
1C5-07455-0 . . . . . 8A-28
1C5-09069-0 2-34
1C5-71030-0 11-15
1C5-83720-0 11-5
1C6-03016-5 . . . . . 5A-19
1C6-06002-0 9-3
1C6-06060-1 9-9
1C6-30071-0 12-44
1C7-01634-1 1-9
1C7-01634-1 6-8
1C7-33017-0 18-8
1D8-05000-0 7-1
1D8-05001-0 7-2
1D9-34430-1 . . . . . 10A-12-2
1E0-00001-0 3-1
1E0-00011-0 3-2
1E0-00012-0 3-3
1E0-00021-0 3-4
1E0-00031-0 3-11
1E0-00032-0 3-12
1E0-00033-0 3-13
1E0-00034-0 3-14
1E0-00051-0 3-17
1E0-00072-0 3-22
1E0-01001-0 1-1
1E0-01005-1 1-2
1E0-01131-0 2-5
1E0-01601-0 1-11
1E0-01611-0 6-5
1E0-01611-0 12-9
1E0-01640-1 6-11
1E0-01691-0 1-10
1E0-01710-2 2-35-1
1E0-02321-0 6-14
1E0-02330-0 6-1
1E0-02331-1 6-2
1E0-02366-0 6-12
1E0-02397-0 23-25
1E0-03009-5 . . . . . 5A-1-1
1E0-03029-5 . . . . . 5A-1-2
1E0-03062-0 . . . . . 5A-24
1E0-03201-0 . . . . . 5A-31
1E0-03220-0 . . . . . 5A-2
1E0-03255-0 . . . . . 5A-12
1E0-06051-0 9-11
1E0-06055-0 9-12
1E0-07018-0 2-30-1
1E0-07190-0 . . . . . 8A-18
1E0-07410-0 . . . . . 8A-19
1E0-07427-0 . . . . . 8A-36
1E0-09053-0 11-4
1E0-09104-0 . . . . . 5B-27
1E0-30000-0 12-1-1
1E0-30005-1 13-6
1E0-30018-0 12-1-3
1E0-30020-1 13-1-1
1E0-30023-0 6-24
1E0-30031-1 13-1-2
1E0-30040-0 12-46
1E0-30212-1 6-23
1E0-30540-0 13-15
1E0-30601-0 12-38
1E0-30602-1 12-22
1E0-30634-0 12-33
1E0-30635-2 12-32
1E0-31132-0 . . . . . 14A-41
1E0-31136-0 . . . . . 14A-37
1E0-31144-0 . . . . . 14A-38
1E0-31158-0 19-2
1E0-31180-0 . . . . . 14A-47
1E0-31240-0 12-19
1E0-31248-1 12-8
1E0-31248-1 12-20
1E0-31257-0 12-17
1E0-31530-0 . . . . . 14A-22
1E0-31565-2 23-23-1
1E0-33001-0 18-3
1E0-33005-1 18-9
1E0-33016-0 . . . . . 10B-17
1E0-33111-0 18-21-2
1E0-33140-0 18-27-1
1E0-33142-0 18-29-1
1E0-33143-0 12-14
1E0-33200-0 18-16
1E0-33210-0 18-17
1E0-34030-0 . . . . . 10C-2
1E0-34103-0 . . . . . 10B-20-1
1E0-34104-0 . . . . . 10C-3
1E0-34147-0 6-29
1E0-34147-0 . . . . . 14A-54-1
1E0-34147-0 18-31-1
1E0-34300-0 . . . . . 10B-11-1
1E0-34312-0 . . . . . 10C-1
1E0-34350-0 . . . . . 22A-4
1E0-34353-0 . . . . . 22A-6
1E0-35000-0 . . . . . 22A-1
1E0-35018-0 . . . . . 22A-2
1E0-35023-1 . . . . . 22A-13
1E0-35033-0 . . . . . 22A-7
1E0-35040-0 . . . . . 22A-18
1E0-35050-0 . . . . . 22A-21
1E0-35051-0 . . . . . 22A-26
1E0-35053-0 . . . . . 22A-24
1E0-35054-0 . . . . . 22A-23
1E0-35222-0 . . . . . 22A-30
1E0-36021-0 . . . . . 5B-25
1E0-36024-0 . . . . . 5B-33
1E0-36030-0 . . . . . 5B-26
1E0-36033-1 . . . . . 5B-28
1E0-36056-0 19-14
1E0-36056-0 19-3
1E0-36057-2 19-5
1E0-36067-0 19-6
1E0-36075-0 7-17
1E0-36089-0 19-13
1E0-36200-0 19-1
1E0-36213-0 19-12-1
1E0-37000-3 . . . . . 17A-1-2
1E0-37001-3 . . . . . 17A-1-1
1E0-37070-0 . . . . . 17A-2
1E0-37101-0 . . . . . 17A-8
1E0-37101-0 . . . . . 17B-5
1E0-37109-0 . . . . . 17A-13
1E0-37110-0 . . . . . 17A-21
1E0-38002-0 20-1-1
1E0-38004-0 18-5
1E0-38007-0 18-4
1E0-38016-0 . . . . . 5B-38-1
1E0-38017-0 19-7
1E0-38041-0 19-8
1E0-38104-0 18-7-1
1E0-38115-0 15-22
1E0-38146-0 20-5
1E0-38158-0 20-4-1
1E0-38163-0 7-15
1E0-38163-0 . . . . . 10B-16
1E0-38517-0 20-14
1E0-39119-0 23-20
1E0-66024-0 . . . . . 10B-5
1E0-66111-0 . . . . . 14A-42
1E0-71010-1 11-18
1E2-06000-0 9-1
1E2-06008-0 9-2
1E2-30547-0 13-27
1E2-31101-0 . . . . . 14A-16-1
1F1-01710-1 2-35-3
1F1-02711-0 . . . . . 5B-2
1F1-02712-0 . . . . . 5B-4
1F1-03009-0 . . . . . 5B-1
1F1-06310-0 9-20-1
1F1-06581-1 . . . . . 14B-4
1F1-06582-1 . . . . . 14B-6
1F1-06600-1 . . . . . 22B-6
1F1-06604-0 . . . . . 22B-7
1F1-07190-0 . . . . . 8B-4
1F1-07427-0 . . . . . 8B-5
1F1-07504-0 . . . . . 8B-10
1F1-07508-1 . . . . . 8B-21
1F1-07511-0 . . . . . 8B-25
1F1-07515-0 . . . . . 8B-28
1F1-07535-1 . . . . . 8B-6
1F1-09000-0 11-1
1F1-09053-0 11-6
1F1-09058-0 11-7
1F1-30165-0 12-13
1F1-31129-0 . . . . . 14B-16
1F1-31132-1 . . . . . 14B-30
1F1-31136-0 . . . . . 14B-15
1F1-31138-0 . . . . . 14B-31
1F1-31148-0 . . . . . 14A-15
1F1-31184-0 . . . . . 14B-35
1F1-33004-0 18-1
1F1-33028-0 18-20
1F1-34101-0 . . . . . 10A-24
1F1-34107-1 . . . . . 10A-27
1F1-34300-1 . . . . . 10A-26
1F1-34360-0 . . . . . 8B-8
1F1-34410-2 . . . . . 10A-1-1
1F1-34415-0 . . . . . 10A-15
1F1-34415-0 . . . . . 5B-37
1F1-34416-0 . . . . . 10A-3
1F1-35000-0 . . . . . 22B-1
1F1-35055-0 . . . . . 10A-19
1F1-36003-0 . . . . . 17A-27
1F1-36006-0 . . . . . 17A-28
1F1-37000-4 . . . . . 17B-1-1
1F1-37101-0 . . . . . 17B-6
1F1-38002-0 20-1-3
1F1-38003-0 18-6
1F1-38016-0 . . . . . 5B-38-3
1F1-38025-0 20-6
1F1-38044-0 . . . . . 10A-2-1
1F1-38044-0 . . . . . 10A-2-2
1F1-38056-0 7-16
1F1-38104-0 18-7-2

1F1-38147-0 20-15
1F1-38158-0 20-4-2
1F1-38178-0 20-7-9
1F1-38196-1 19-10
1F1-38197-2 19-11
1F1-83720-0 11-9
1F2-01140-0 . . . . . 5A-16
1F5-38178-0 20-7-6
1F7-38178-0 20-7-12
1F9-33004-0 18-2
1F9-33142-0 18-29-3
1F9-34446-0 . . . . . 10A-32
1F9-38002-0 20-1-5
1F9-38104-0 18-7-4
1F9-38178-0 20-7-15
1G0-38178-0 20-7-16
1G1-34101-0 . . . . . 10B-7
1G1-34107-0 . . . . . 10B-20-2
1G1-34300-0 . . . . . 10B-11-3
1G1-37000-3 . . . . . 17B-1-2
1G1-38002-0 20-1-4
1G1-38178-0 20-7-13
1G2-38178-0 20-7-14
1H1-01639-0 . . . . . 22A-37
1H1-02230-0 . . . . . 22A-33
1H1-34136-0 . . . . . 10B-9
1H1-35200-0 . . . . . 22A-29
1H1-38032-0 19-9
1H1-71020-0 11-25
1H2-03062-0 . . . . . 5A-25
1H2-31000-0 . . . . . 14C-1
1H2-31000-0 . . . . . 14D-1
1H2-31011-0 . . . . . 14C-27
1H2-31091-0 . . . . . 14A-2-2
1H2-31101-0 . . . . . 14C-20
1H2-31103-0 . . . . . 14C-3
1H2-31148-0 . . . . . 14C-2
1H2-31311-0 . . . . . 14C-37
1H2-31315-1 . . . . . 17B-3
1H2-31372-0 . . . . . 14C-12
1H2-31375-0 . . . . . 14C-16
1H2-31377-0 . . . . . 14C-19
1H2-31530-0 . . . . . 14C-23
1H2-31534-0 9-10
1H2-31534-0 . . . . . 14A-54-2
1H2-31539-0 . . . . . 14C-26
1H2-31555-0 . . . . . 14C-36
1H2-31565-2 23-23-2
1H2-35050-0 . . . . . 22A-22-1
1H2-36213-0 19-12-3
1H2-37000-2 . . . . . 17B-2
1H2-37080-0 . . . . . 17B-7
1H2-37080-0 23-22
1H2-38071-0 20-8
1H2-38072-0 21-2
1H2-38073-0 21-4
1H2-38074-0 20-12
1H2-38081-0 21-6
1K0-30162-0 12-12-2
1K1-30087-0 12-3
1K1-32025-0 15-37
1K1-33170-0 18-22
1K1-33170-0 18-24
1K1-34321-0 23-8
1K1-38157-0 . . . . . 17A-36
1K1-39201-0 23-9
1K9-01710-1 2-35-2
1K9-05905-0 7-21-1
1K9-06581-0 . . . . . 14B-5
1K9-06582-0 . . . . . 14B-7
1K9-30000-0 12-1-2
1K9-31101-0 . . . . . 14B-3
1K9-31122-0 . . . . . 14B-12
1K9-31127-0 . . . . . 14B-13
1K9-31129-0 . . . . . 14B-14
1K9-31132-0 . . . . . 14B-29
1K9-31133-0 . . . . . 14B-19
1K9-31135-0 . . . . . 14B-20
1K9-31136-0 . . . . . 14B-17
1K9-31138-0 . . . . . 14B-21
1K9-31141-0 . . . . . 14B-25
1K9-31148-0 . . . . . 14B-1
1K9-31183-0 . . . . . 14B-37
1K9-31186-0 . . . . . 14B-41-1
1K9-31187-0 . . . . . 14B-41-2
1K9-31188-0 . . . . . 14B-41-3
1K9-31354-0 . . . . . 14B-34
1K9-33140-0 18-27-2
1K9-33142-0 18-29-2
1K9-34000-0 . . . . . 10B-1-2
1K9-34103-0 . . . . . 10B-21
1K9-34300-3 . . . . . 10B-11-2
1K9-35017-0 . . . . . 22A-3
1K9-36213-0 19-12-2
1K9-37101-0 . . . . . 17A-9
1K9-38002-0 20-1-2
1K9-38072-0 21-1
1K9-38073-0 20-11
1K9-38141-0 20-10
1K9-38148-0 20-7-18
1K9-38178-0 20-7-11
1K9-39120-1 23-26
1K9-39128-1 23-27
1K9-76172-2 . . . . . 10B-4
1K9-76241-0 . . . . . 10A-29
1K9-76241-0 23-5-5
1K9-76243-0 . . . . . 10A-30
1K9-76243-0 . . . . . 10B-15
1K9-76243-0 . . . . . 10B-23
1K9-76243-0 23-5-1
1K9-76243-0 23-5-2
1L0-00050-0 3-7
1L0-38148-0 20-7-7
1L0-38178-0 20-7-8
1L1-38148-0 20-7-4
1L1-38178-0 20-7-5
1M8-38148-0 20-7-1
1M8-38178-0 20-7-2
1R1-02010-0 4-1-2
1R1-05905-0 7-21-2
1R1-07018-0 2-30-2
1R1-31000-1 . . . . . 14E-1
1R1-31010-0 . . . . . 14E-2
1R1-31101-0 . . . . . 14D-5
1R1-31148-0 . . . . . 14D-16
1R1-31240-0 . . . . . 14D-13
1R1-31354-0 . . . . . 14D-11
1R1-31371-0 . . . . . 14D-2
1R1-31530-0 . . . . . 14D-7
1R1-32503-0 15-8
1R1-32519-0 15-2-2
1R1-32540-0 15-1-2
1R1-35042-0 . . . . . 5B-30
1R1-35050-0 . . . . . 22A-22-2
1R1-36213-0 19-12-4
1R1-38071-0 20-9
1R1-38072-0 21-3
1R1-38073-0 21-5
1R1-38074-0 20-13
301-66112-0 . . . . . 17A-19
307-67005-0 . . . . . 22A-16
307-67005-0 . . . . . 22A-25
309-06972-0 2-11
309-06972-0 4-6
309-64014-0 . . . . . 14B-40-3
309-64015-0 . . . . . 14B-40-2
309-64017-0 . . . . . 14B-40-1
332-60002-0 . . . . . 22A-5
334-00024-1 3-5
334-70021-0 . . . . . 22A-11
338-67163-0 . . . . . 10A-14
338-67163-0 . . . . . 17B-4
344-03244-0 . . . . . 5A-6
345-00045-0 3-10
345-01015-0 1-4-1
345-01015-0 1-4-2
345-01111-0 2-4
345-05223-1 . . . . . 8B-29
345-06971-0 2-36
345-06971-0 13-9
345-06971-0 . . . . . 22A-38
345-65015-0 12-23
345-70114-1 . . . . . 22A-36
345-70114-1 . . . . . 22B-5
346-02011-1 . . . . . 5A-20
346-03222-0 . . . . . 5A-3
346-03232-0 . . . . . 5A-8
346-06999-0 9-14
346-67113-0 . . . . . 22B-10
346-67115-0 . . . . . 10A-16
346-67115-0 . . . . . 14B-36
346-67115-0 . . . . . 22B-13
348-00061-1 3-15
353-01137-0 12-25
353-01137-0 13-16
353-01152-0 2-12
353-06972-0 . . . . . 14C-35
353-84398-0 . . . . . 8B-20
369-62147-0 . . . . . 17A-31
369-70098-2 11-13
369-70098-2 . . . . . 5A-18
393-01160-0 2-9
398-06972-0 2-21
398-06972-0 . . . . . 10A-20
398-06972-0 . . . . . 14D-17
398-06972-0 . . . . . 22A-19
3AB-35143-0 11-17
3AB-35143-0 . . . . . 5A-28
3B7-09002-0 11-2
3B7-09065-0 2-33
3B7-09075-1 11-11
3C7-01151-0 2-14
3C7-01153-1 2-13
3C7-01154-1 2-15
3C8-00108-0 13-21
3C8-71015-0 11-21
3C8-71016-0 11-22
3C8-71017-0 11-24
3C8-71018-0 11-23
3F3-09060-0 3-20
3H8-01012-1 1-3
3T5-76246-0 . . . . . 10B-14
3T5-76246-0 . . . . . 10B-22
3T5-76246-0 23-5-3
3T5-76247-0 . . . . . 10A-28
3T5-76247-0 23-5-4
3T5-84398-0 . . . . . 10B-24
3T5-84398-0 . . . . . 5A-32
3T9-76064-0 . . . . . 5B-34
3V9-05254-0 . . . . . 8B-12
621-30172-0 . . . . . 8B-19
621-33018-0 18-19
624-06606-0 . . . . . 22B-11
624-06607-0 . . . . . 22B-9
624-31354-0 . . . . . 14B-33
624-34147-0 18-31-2
624-34415-0 . . . . . 10A-5
624-34415-0 . . . . . 22A-17
624-34445-0 . . . . . 10A-31-1
626-36004-1 . . . . . 17A-29
634-31141-0 . . . . . 14A-39
634-39035-2 23-2-1
638-02012-0 4-5
638-02601-0 . . . . . 5A-35
638-02606-0 . . . . . 5A-36
638-06562-0 . . . . . 5B-21
638-06563-0 . . . . . 5B-18
638-06572-1 . . . . . 5B-13
638-06574-0 . . . . . 5B-10
638-07131-0 . . . . . 8A-11
638-07132-1 . . . . . 8A-14
642-02329-0 6-18
642-02602-0 . . . . . 5A-38
658-30061-0 12-45
658-30061-0 9-4
660-02701-0 . . . . . 5B-8
660-02702-0 . . . . . 5B-7
660-02703-0 . . . . . 5B-3
660-30171-0 12-15
660-30172-1 12-16
660-38157-0 . . . . . 17A-35
674-07131-0 . . . . . 8B-1
674-07502-2 . . . . . 8B-11
674-07503-0 . . . . . 8B-15
674-07509-0 . . . . . 8B-18
674-34461-1 . . . . . 10A-36
680-31000-0 . . . . . 14A-1
680-31039-1 . . . . . 14A-6-2
680-31039-1 . . . . . 14E-6-1
680-31041-0 . . . . . 14A-13
680-31045-0 . . . . . 14E-14
680-31045-0 . . . . . 14A-14
680-31048-0 . . . . . 14E-10
680-31048-0 . . . . . 14A-10
680-31091-0 . . . . . 14A-2-1
680-31094-0 . . . . . 14A-5
680-31097-0 . . . . . 14A-12
680-31098-0 . . . . . 14E-4
680-31098-0 . . . . . 14A-4
680-31101-0 . . . . . 14A-16-2
680-31541-3 . . . . . 14A-23
680-31542-0 . . . . . 14A-24
680-31543-0 . . . . . 14A-26
680-31544-0 . . . . . 14A-27
680-31545-0 . . . . . 14A-28
680-31546-0 . . . . . 14A-25
686-30177-1 . . . . . 10D-3
686-30178-0 . . . . . 10D-4
686-34430-1 . . . . . 10A-12-1
686-34445-0 . . . . . 10A-31-2
686-34473-0 . . . . . 10D-1
686-34474-0 . . . . . 10D-2
6B2-32507-0 15-32
6B2-32526-0 15-33
6B2-32527-2 15-30
6B2-32540-0 15-1-1
6B3-30001-0 6-22
6B3-30001-0 15-21
6B3-32022-0 15-25
6B3-32501-0 15-4
6B3-32502-1 15-3
6B3-32503-0 15-7
6B3-32505-0 15-12
6B3-32508-0 15-9
6B3-32519-0 15-2-1
6B3-32520-0 15-23
6B3-32521-0 15-24
6B3-32523-0 15-26
6B3-32528-2 15-5
6B3-32529-0 15-15
6B3-32530-1 15-14
6B3-32536-0 15-17
6B3-32537-0 15-18
6B3-32538-0 15-19
6B3-32541-0 15-11
6B3-32543-0 15-10
6D3-31020-0 . . . . . 14E-5
6D3-31041-1 . . . . . 14E-13
6D3-31097-0 . . . . . 14E-12
6D3-31341-0 . . . . . 14D-8
910103-0508 . . . . . 14E-3
910103-0508 . . . . . 14A-3
910103-0616 15-28
910103-5825 15-13
910103-5825 15-31
910114-5620 . . . . . 14D-6
910121-0612 . . . . . 14C-17
910121-0618 . . . . . 10A-7
910121-0630 . . . . . 22B-12
910121-0675 15-35
910121-0812 2-31
910121-0825 4-3
910121-0825 . . . . . 14C-8
910121-0840 . . . . . 14C-13
910121-1020 9-19
910121-1030 . . . . . 14A-44
910121-5516 . . . . . 14B-11
910121-5516 . . . . . 14C-15
910121-5610 . . . . . 14D-18
910121-5610 . . . . . 14D-3
910121-5612 6-19
910121-5612 . . . . . 10A-8
910121-5612 . . . . . 5B-16
910121-5614 7-18
910121-5614 . . . . . 14D-4
910121-5616 . . . . . 10A-17
910121-5620 2-25
910121-5625 . . . . . 22B-8
910121-5812 . . . . . 22A-28
910121-5816 6-17
910121-5820 . . . . . 14B-10
910121-5820 . . . . . 22A-27
910121-5820 . . . . . 5B-29
910121-5830 2-37
910121-5830 13-10
910121-5830 . . . . . 14B-22
910121-5835 2-38
910121-5835 . . . . . 17A-20
910121-6516 . . . . . 14E-7
910121-6516 . . . . . 14A-7
910121-6630 . . . . . 14C-21
910124-0620 . . . . . 14A-31
910124-0620 . . . . . 14C-28
910124-0620 . . . . . 14D-9
910124-0830 6-15
910421-5618 12-24
910421-6516 . . . . . 14E-8
910421-6516 . . . . . 14A-8
910921-5518 11-3
915321-0618 4-2
915321-0822 12-2
916124-0625 7-23
916124-0625 . . . . . 8A-12
916124-0625 . . . . . 8B-26
916124-0635 2-17
916124-0645 . . . . . 17A-10
916124-0840 . . . . . 17A-14-1
916124-0840 . . . . . 17A-14-2
916124-0845 2-19
916124-0845 . . . . . 14A-20
916124-0845 . . . . . 14C-7
916124-0845 . . . . . 17B-8
916124-0850 6-3
921503-0525 13-7
921503-6510 . . . . . 22A-12
921521-0408 . . . . . 5A-9
921521-0610 . . . . . 10A-33
921521-0620 . . . . . 22A-14
921521-2605 . . . . . 5B-11
921521-2605 . . . . . 5B-19
921521-5316 . . . . . 8B-24
921521-5316 . . . . . 8B-9
921521-5508 . . . . . 17A-3
921521-5510 4-7
921521-5510 . . . . . 8B-7
921521-5512 . . . . . 10A-22

921521-5520 2-16
921521-5610 2-22
921521-5610 18-13
921521-5610 18-14
921521-5610 18-26
921521-5610 . . . . . 22A-20-3
921521-5610 . . . . . 8A-22
921521-5612 . . . . . 10A-21
921521-5612 . . . . . 10B-6
921521-5612 . . . . . 22A-20-1
921521-5612 . . . . . 22A-20-2
921521-5612 . . . . . 22A-31
921521-5612 . . . . . 5B-35
921521-5614 18-10
921521-5614 18-15
921521-5616 11-20
921521-5616 . . . . . 5B-31
921521-5618 9-13
921521-5618 13-17
921521-5620 12-39
921521-5620 12-28
921521-5620 . . . . . 5B-36
921521-5620 . . . . . 8A-23
921521-6306 18-25-1
921521-6310 18-25-2
921521-6406 . . . . . 17A-24
921521-6410 . . . . . 10A-37
921521-6410 . . . . . 8A-8
921521-6420 . . . . . 5A-26
921521-6510 2-29
921521-6616 . . . . . 5A-37
921521-7512 . . . . . 5B-24
921521-7516 9-8
921521-7520 9-7
921603-0612 15-20
921621-2306 . . . . . 10B-3
922503-6414 . . . . . 5A-4
930121-0300 . . . . . 10B-18
930121-0300 . . . . . 5B-14
930121-0300 . . . . . 5B-22
930121-0400 . . . . . 5B-6
930121-0400 . . . . . 8B-16
930121-0400 . . . . . 8B-22
930121-0500 . . . . . 8A-27
930121-0600 . . . . . 10A-9
930121-0600 . . . . . 14A-40
930121-0600 . . . . . 14B-27
930121-0600 . . . . . 14B-38
930121-0600 . . . . . 14B-8
930121-0600 . . . . . 17A-11
930121-0600 . . . . . 5A-21
930121-0600 . . . . . 8A-17
930121-0600 . . . . . 8A-30
930121-0600 . . . . . 8B-13
930121-0600 . . . . . 8B-3
930121-0800 12-4
930121-0800 . . . . . 14A-19
930121-0800 . . . . . 14A-35
930121-0800 . . . . . 14B-23
930121-0800 . . . . . 14C-10
930121-0800 . . . . . 14C-6
930121-0800 . . . . . 17A-5
930121-0800 19-15
930121-0800 19-4
930124-0800 1-13
930124-1600 9-5
930221-0600 7-7
930221-0600 . . . . . 14B-28
930403-0600 15-29
930406-0500 12-37
930406-0800 12-30
940121-0300 . . . . . 10B-19
940121-0500 . . . . . 14B-2
940121-0600 . . . . . 10A-10
940121-0600 . . . . . 10A-34
940121-0600 . . . . . 14B-39
940121-0600 . . . . . 14B-9
940121-0600 . . . . . 14C-18
940121-0600 15-36
940121-0600 . . . . . 17A-12
940121-0600 . . . . . 5A-22
940121-0600 . . . . . 8A-29
940121-0600 . . . . . 8B-14
940121-0600 . . . . . 8B-27
940121-0800 2-20
940121-0800 6-4
940121-0800 6-16
940121-0800 12-5
940121-0800 . . . . . 14A-17
940121-0800 . . . . . 14A-21
940121-0800 . . . . . 14A-36
940121-0800 . . . . . 14B-24
940121-0800 . . . . . 14C-14
940121-0800 . . . . . 14C-4
940121-0800 . . . . . 14C-9
940121-0800 . . . . . 17A-15
940121-0800 . . . . . 17A-6
940121-1000 9-17
940121-1000 . . . . . 14A-45
940121-1600 9-6
940121-2600 . . . . . 5B-12
940121-2600 . . . . . 5B-20
940146-0500 12-36
940146-0800 12-31
941122-0600 15-34
941322-0300 . . . . . 5B-15
941322-0300 . . . . . 5B-23
941322-0400 . . . . . 8B-17
941322-0400 . . . . . 8B-23
941322-0600 2-18
941322-0600 7-8
941322-0600 7-24
941322-0600 . . . . . 10A-35
941322-0600 . . . . . 14A-32
941322-0600 . . . . . 14C-29
941322-0600 . . . . . 14D-10
941322-0600 . . . . . 8A-13
941322-0800 1-12
941322-0800 4-4
941322-0800 . . . . . 14A-18
941322-0800 . . . . . 14C-5
941403-1200 . . . . . 14B-18
945003-2800 . . . . . 14E-11
945003-2800 . . . . . 14A-11
945327-0800 15-40
945327-0800 . . . . . 17A-26
951403-0212 . . . . . 8A-35
951407-0308 3-18
951407-0520 . . . . . 8A-2
951522-0108 11-8
951522-0108 . . . . . 5B-5
951622-0600 . . . . . 8A-10
951622-0600 . . . . . 8A-39
9601-0-6205 2-27
9601-4-6306 3-16
965000-0403 13-25
965002-1605 15-16
965002-1605 . . . . . 17A-18
965006-0403 12-41
965006-0805 12-40
9701-1-1014 1-5
9701-1-1014 23-4
9751-1-0020 . . . . . 14C-22
9751-1-0028 . . . . . 14A-49-1
9751-1-0030 . . . . . 14D-12
9751-4-0030 . . . . . 14B-42-1
9751-4-0032 . . . . . 14B-42-2
98AB-50-025 . . . . . 14A-43
98AB-50-310 . . . . . 5A-27-2
98AB-50-350 . . . . . 5A-27-1
98AB-70-017 . . . . . 17A-7
98AB-70-060 . . . . . 22A-32
98AB-70-100 . . . . . 22B-3
98AB-70-160 . . . . . 22A-34
98AB-70-190 . . . . . 22A-35
98AB-70-200 . . . . . 22B-4
98AB-70-220 13-18
98AB-90-230 6-25
98AG-95-240 1-8
98AG-95-300 6-7
98AP-35-040 . . . . . 5A-17
98AT160-270 6-21
990805-0230 . . . . . 5A-30-1
990805-0260 . . . . . 5A-30-2
991007-0210 . . . . . 14C-24
991007-0300 23-3
991007-0530 . . . . . 14A-29-1
991007-0650 12-26-1
991007-0700 12-26-3
99AA-2-0060 11-10
99AA-2-0140 11-12
99AA-4-0055 2-8
99AA-4-0200 2-7
99AA-4-0280 2-6
99AA-6-0060 11-14
99AA-6-0350 11-16
99AB12-0160 6-27
99AB19-0600 12-7-1
99AC19-0145 . . . . . 14C-31
99AC19-0170 . . . . . 14D-14
99AC19-0230 . . . . . 14C-30
99AC19-0250 . . . . . 14A-50
99AC19-0300 . . . . . 14A-51-1
99AC19-0480 . . . . . 14C-32
99AC19-0500 . . . . . 14C-33
99AC19-0550 . . . . . 14D-15

Copyright © 2011 Tohatsu Corporation. All rights reserved. No part of this manual may be reproduced or transmitted in any form or by any means without the express written permission of Tohatsu Corporation.

トーハツ株式会社

防災	営業部	〒174-0051	東京都板橋区小豆沢 3-5-4	TEL 03(3966)3115（代表）FAX 03(3966)2951
防災	九州	〒812-0892	福岡市博多区東那珂 2-10-55	TEL 092(411)8770（代表）FAX 092(411)8790
防災	関西	〒530-0043	大阪市北区天満 1-8-27	TEL 06(6358)2971（代表）FAX 06(6358)3176
防災	中部	〒174-0051	東京都板橋区小豆沢 3-5-4	TEL 03(3966)3115（代表）FAX 03(3966)2951
防災	中央	〒174-0051	東京都板橋区小豆沢 3-5-4	TEL 03(3966)3115（代表）FAX 03(3966)2951
防災	東北	〒984-0816	仙台市若林区河原町 1-5-1	TEL 022(398)4806（代表）FAX 022(398)4807
防災	北海道	〒174-0051	東京都板橋区小豆沢 3-5-4	TEL 03(3966)3115（代表）FAX 03(3966)2951

Printed in Japan